MONTHLY FINANCIAL REPORT

OCTOBER 2026

MISSION kansas

Mission, Kansas
Monthly Financial Report – Executive Summary
October 2026

General Fund Revenue Summary by Category as of 10/31/26

	2026 Adopted Budget	2026 Revised Budget	MTD Collections	YTD Collections	% of Est Budget Collected
Taxes					
Property Tax - General	5,100,037	5,145,191	0	4,922,412	96%
Property Tax - Streets	0	0	0	0	0%
Delinquent Property Tax	20,192	20,192	(1,337)	35,692	177%
TIF Distributions (City Portion)	(353,430)	(353,430)	0	(313,442)	89%
Trans Dev District Tax	0	0	0	0	0%
Mission Crossing CID/TIF	0	0	0	0	0%
Motor Vehicle Tax	303,272	303,272	33,284	267,993	88%
City Sales and Use Tax	4,424,150	4,591,875	383,739	3,902,695	85%
County Sales and Use Tax	1,179,126	1,214,500	110,910	1,053,710	87%
County Sales and Use Tax - Jail	286,814	295,418	27,473	260,228	88%
County Sales and Use Tax - Public Safety	286,814	295,418	27,473	260,228	88%
County Sales and Use Tax - Court	286,814	295,418	27,473	260,227	88%
Franchise Tax	1,029,900	1,075,650	83,089	827,233	77%
Alcohol Tax	156,500	156,500	0	112,528	72%
Intergovernmental Revenue	20,000	20,000	4,056	8,604	
Mission Square Pilot	47,250	47,250	0	28,386	60%
Licenses and Permits	168,300	158,300	2,995	163,547	103%
Jo Co Plan Review/Inspection Fees	165,000	294,000	190,390	445,163	151%
Police Fines	632,250	588,250	56,812	454,502	77%
Charges for Services	85,500	99,000	22,104	152,527	154%
Interest	120,000	75,000	9,987	78,530	105%
Miscellaneous and other	86,000	360,000	6,364	59,687	17%
Pool Revenues	193,500	181,500	(1,661)	175,670	97%
Parks Special Event Revenues	270,000	295,000	640	326,891	111%
Community Center Revenues	1,503,030	1,503,350	129,900	1,344,867	89%
Bond Proceeds	0	0	0	0	0%
Transfers	0	0	0	0	0%
Total Revenues	16,011,019	16,661,654	1,113,693	14,827,879	89%

General City Sales Tax :

Total Estimated Budget: $2,893,700

Total City Sales Tax collected YTD: $2,338,798

% of Estimated Budget collected:

80.7%

% of Year Expended:

83.0%

% change yr over yr = **2.5%**

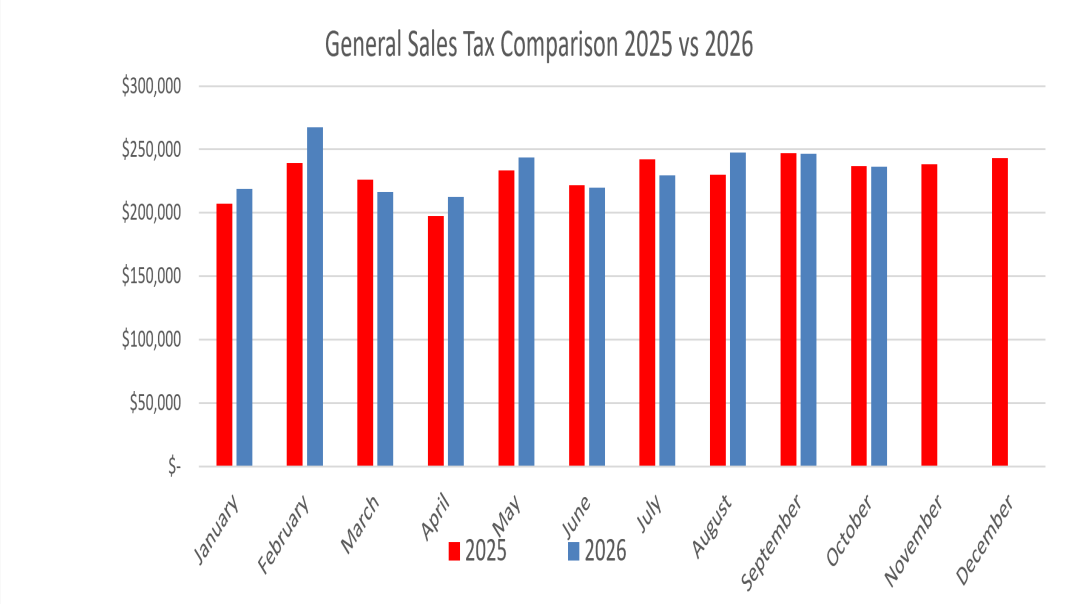

Mission, Kansas
Monthly Financial Report – Executive Summary
October 2026

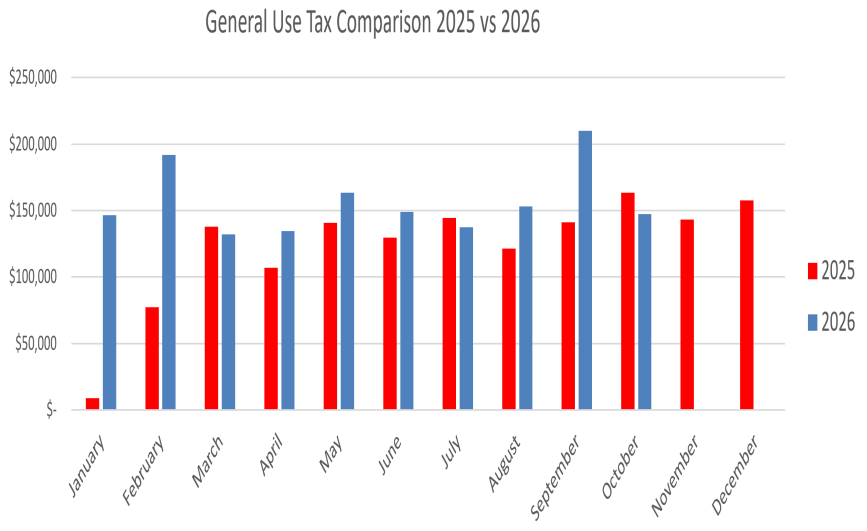

Comments/Highlights:

- City general sales is performing in-line with historical averages for 2026. Use tax is performing above 2025 collections YTD even after accounting for substantial refunds issued in early 2025.
- Street Sales Tax and Parks + Recreation Sales Tax collections YTD in 2026 total $1,001,392 respectively, which represents an increase of 0.63% over 2025 collections YTD.
- County sales tax and use tax revenues are performing at slightly above historical averages for YTD.

Total Est. Budget: $1,698,175 Total City Use Tax collected YTD: $1,567,897 % of Total Est. Budget collected: 92.1%

% of Year Expended: 83% % change yr over yr = 33.6%

10/31/2026

Fund		Revenue Budget	Revenue YTD	Uncollected Revenue	Expenditure Budget	Expense YTD	Unencumb. Balance	Current Cash, MIP and Investments Balance
01	General	$ 17,015,084.00	$ 14,827,879.28	$ 2,187,204.72	$ 15,954,422.00	$ 13,104,121.58	$ 2,850,300.42	$ 4,574,408.24
02	IRS 125 Plan		$ 75,291.63	$ (75,291.63)		$ 78,806.98	$ (78,806.98)	$ 49,906.89
03	Special Highway	$ 269,510.00	$ 408,478.18	$ (138,968.18)	$ 320,000.00	$ 221,293.02	$ 98,706.98	$ 209,194.03
08	Court - Bonds	$ -	$ 67,458.08	$ (67,458.08)	$ -	$ 64,389.08	$ (64,389.08)	$ 33,616.00
09	Special Alcohol	$ 144,958.00	$ 112,527.71	$ 32,430.29	$ 160,000.00	$ 130,747.57	$ 29,252.43	$ 298,395.50
10	Special Park & Recreation	$ 152,458.00	$ 117,263.28	$ 35,194.72	$ 221,240.00	$ 44,075.70	$ 177,164.30	$ 338,005.68
14	Court - ADSAP	$ -	$ -	$ -	$ -	$ -	$ -	$ 9,781.33
15	Court - Reinstatement	$ -	$ 11,854.15	$ (11,854.15)	$ -	$ 11,819.30	$ (11,819.30)	$ 168.94
16	Special Law Enforcement	$ -	$ -	$ -	$ -	$ -	$ -	$ 40,794.01
17	Restricted	$ -	$ 79,213.14	$ (79,213.14)	$ -	$ 44,996.75	$ (44,996.75)	$ 91,570.82
18	Jo Co School District Sales Tax	$ -	$ 389.90	$ (389.90)	$ -	$ -	$ -	$ 20,670.47
19	MBDC	$ 202,000.00	$ 132,496.09	$ 69,503.91	$ 225,000.00	$ 130,022.11	$ 94,977.89	$ 66,421.21
22	Storm Drain Utility	$ 2,685,800.00	$ 3,126,180.93	$ (440,380.93)	$ 2,892,682.00	$ 3,340,429.02	$ (447,747.02)	$ 5,579,761.60
24	Equipment Reserve Fund	$ 110,404.00	$ 141,497.61	$ (31,093.61)	$ 110,404.00	$ 204,929.16	$ (94,525.16)	$ 45,800.24
25	Capital Improvement Fund	$ 9,998,831.00	$ 1,589,113.19	$ 8,409,717.81	$ 11,993,782.00	$ 3,329,796.43	$ 8,663,985.57	$ 1,312,932.46
26	Rock Creek Drainage Dist #1	$ 29,050.00	$ 719.68	$ 28,330.32	$ 29,000.00	$ -	$ 29,000.00	$ 3,615.81
27	Rock Creek Drainage Dist #2	$ 69,025.00	$ 61,534.11	$ 7,490.89	$ 65,000.00	$ -	$ 65,000.00	$ 65,212.58
30	Solid Waste Utility Fund	$ 695,000.00	$ 575,148.74	$ 119,851.26	$ 703,400.00	$ 589,286.08	$ 114,113.92	$ 5,005.69
31	ARPA Fund	$ -	$ -	$ -	$ -	$ -	$ -	$ -
32	Opioid Fund	$ -	$ 12,327.41	$ (12,327.41)	$ -	$ -	$ -	$ 88,184.41
33	Family Adoption Fund	$ 20,000.00	$ 2,331.51	$ 17,668.49	$ 20,000.00	$ 7,658.60	$ 12,341.40	$ 17,410.37
35	Transportation Fund	$ -	$ -	$ -	$ -	$ -	$ -	$ 18.00
40	Street Sales Tax	$ 1,259,477.00	$ 1,012,638.66	$ 246,838.34	$ 1,401,050.00	$ 451,050.00	$ 950,000.00	$ 705,400.74
45	Parks & Rec Sales Tax	$ 1,210,000.00	$ 1,013,933.78	$ 196,066.22	$ 1,981,313.00	$ 740,801.02	$ 1,240,511.98	$ 1,570,824.45
50	Mission Trails TIF	$ 500,000.00	$ 586,140.86	$ (86,140.86)	$ 500,000.00	$ 586,140.86	$ (86,140.86)	$ -
55	Silvercrest at Broadmoor	$ -	$ 16,320.71	$ (16,320.71)	$ -	$ -	$ -	$ 63,835.43
60	Mission Crossing TIF Fund	$ 140,000.00	$ 53,019.13	$ 86,980.87	$ 145,131.00	$ 120,725.04	$ 24,405.96	$ 96,443.79
61	Rock Creek #3C	$ -	$ -	$ -	$ -	$ -	$ -	$ 18,093.07
62	Rock Creek #3D	$ -	$ -	$ -	$ -	$ -	$ -	$ -
63	Rock Creek #1 GATEWAY TIF	$ -	$ 659.64	$ (659.64)	$ -	$ -	$ -	$ 36,669.38
64	Rock Creek TIF DIST #2 TIF	$ -	$ 109,182.33	$ (109,182.33)	$ -	$ -	$ -	$ 336,696.66
65	Cornerstone Commons Fund CID	$ 72,000.00	$ 50,110.52	$ 21,889.48	$ 74,500.00	$ 60,094.42	$ 14,405.58	$ 5,960.66
66	Rock Creek #2A Capital Federal TIF	$ 23,500.00	$ 26,603.55	$ (3,103.55)	$ -	$ -	$ -	$ 128,792.80
67	Rock Creek #3A Mission Bowl TIF	$ -	$ 431,591.75	$ (431,591.75)	$ -	$ 366,852.99	$ (366,852.99)	$ 110,501.12
68	Rock Creek #3B TIF	$ -	$ 341,458.30	$ (341,458.30)	$ -	$ 92,088.83	$ (92,088.83)	$ 556,557.25
69	Rock Creek TIF Fund #4 TIF	$ -	$ 17,893.39	$ (17,893.39)	$ -	$ -	$ -	$ 177,117.75
70	Mission Farm and Flower Market	$ -	$ 18,750.28	$ (18,750.28)	$ -	$ 14,314.70	$ (14,314.70)	$ 31,998.06
		$ 34,597,097.00	$ 25,020,007.52	$ 9,577,089.48	$ 36,796,924.00	$ 23,734,439.24	$ 13,062,484.76	$ 16,689,765.44

MIP Statement	15,397,234.10
Treasury Bills	-
Cash balances	1,292,531.34
Total	16,689,765.44
Difference	-

Mission, Kansas
Monthly Financial Report – Executive Summary
October 2026

General Fund Expenditures by Department as of 10/31/26:

DEPARTMENT	2026 Adopted Budget	2026 Revised Budget	Monthly Expenditure	YTD Expenditure	Amount Remaining	Expenditure Rate
Legislative						
Personnel Services	62,314	62,167	4,930	49,644	12,523	80%
Contractual Services	99,385	95,185	1,386	64,812	30,373	68%
Commodities	1,100	1,100	-	72	1,028	7%
Capital Outlay		-	-	-	-	0%
Total	162,799	158,452	6,316	114,528	43,924	72%
Administration						
Personnel Services	1,024,564	1,055,900	89,163	867,231	188,669	82%
Contractual Services	25,730	26,230	1,384	15,908	10,322	61%
Commodities	4,050	4,050	-	3,136	914	77%
Capital Outlay	-	-	-	-	-	0%
Debt Service		-	-	-	-	0%
Total	1,054,344	1,086,180	90,546	886,275	199,905	82%
General Overhead						
Personnel Services	-	-	-	-	-	0%
Contractual Services	459,550	403,750	15,478	384,842	18,908.27	95%
Commodities	38,700	38,700	732	30,193	8,506.82	78%
Capital Outlay	-	15,000	-	17,555	(2,554.51)	117%
Debt Service	250,900	250,900	-	250,900	-	100%
Total	749,150	708,350	16,210	683,489	24,861	96%
Municipal Court						
Personnel Services	328,325	359,250	24,059	264,625	94,625	74%
Contractual Services	29,150	34,150	26,138	34,635	(485)	101%
Commodities	11,700	9,200	537	6,027	3,173	66%
Capital Outlay	-	-	-	1,696	(1,696)	0%
Total	369,175	402,600	50,734	306,983	95,617	76%
Mission Family Aquatic Center (MFAC)						
Personnel Services	248,157	248,400	3,367	211,480	36,920	85%
Contractual Services	110,000	109,500	8,427	92,775	16,725	85%
Commodities	68,600	68,600	15	55,715	12,885	81%
Capital Outlay	-	-	-	-	-	0%
Total	426,757	426,500	11,809	359,970	66,530	84%
Community Center						
Personnel Services	1,986,057	1,936,500	143,578	1,671,600	264,900	86%
Contractual Services	860,750	855,000	60,575	759,570	95,430	89%
Commodities	126,800	126,800	5,184	97,869	28,931	77%
Capital Outlay		-	-	-	-	0%
Total	2,973,607	2,918,300	209,337	2,529,040	389,260	87%
Police Department						
Personnel Services	4,538,705	4,702,954	388,035	3,850,359	852,595	82%
Contractual Services	555,925	536,250	36,637	386,609	149,641	72%
Commodities	159,500	154,500	7,915	95,153	59,347	62%
Capital Outlay	78,000	78,000	78,342	132,541	(54,541)	170%
Debt Service/Lease		-	-	-	-	0%
Total	5,332,130	5,471,704	510,928	4,464,663	1,007,041	82%
Community Development						
Personnel Services	877,451	878,000	69,885	709,450	168,550	81%
Contractual Services	294,200	310,300	18,652	192,542	117,758	62%
Commodities	9,500	11,000	235	7,709	3,291	70%
Capital Outlay	-	-	-	-	-	0%
Total	1,181,151	1,199,300	88,772	909,700	289,600	76%
Public Works						
Personnel Services	1,197,279	1,143,900	91,124	938,779	205,122	82%
Contractual Services	1,234,330	1,182,232	82,036	916,694	265,538	78%
Commodities	211,000	196,500	5,103	133,598	62,902	68%
Capital Outlay		-	-	-	-	0%
Total	2,642,609	2,522,632	178,264	1,989,070	533,562	79%
Other General Fund	1,060,404	960,404	750,000	860,404	100,000	90%
General Fund Total	15,952,126	15,854,422	1,912,916	13,104,122	2,727,610	83%

Mission, Kansas
Monthly Financial Report – Executive Summary
October 2026

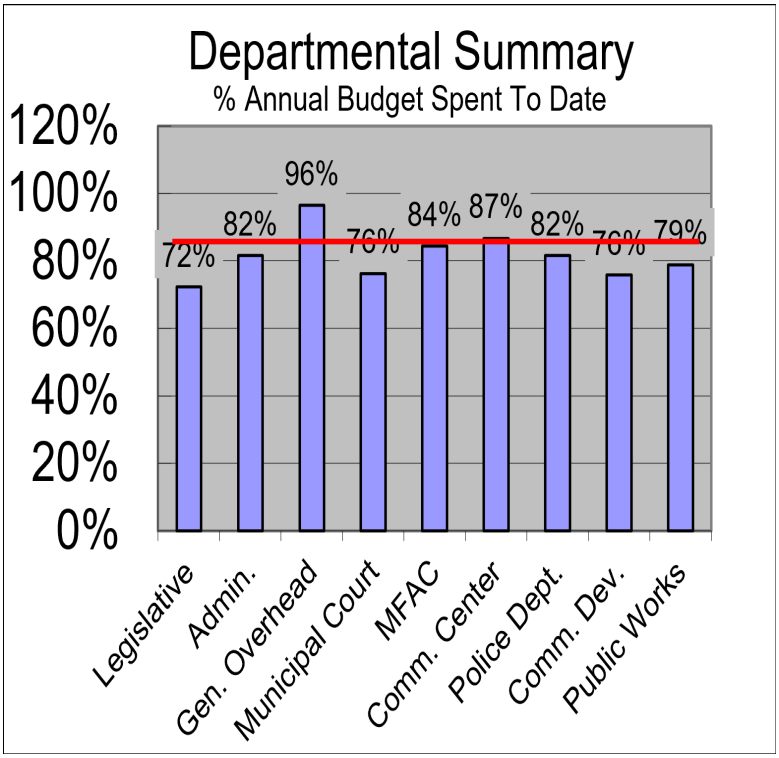

Additional highlights/comments:

The City's cash balance position will fluctuate month-to-month based on when certain expenditures are accounted for such as payments made for large capital projects. The City's cash balance position is strong with an ending cash balance across all funds of $16.7 million as of October 31, 2026 primarily due to bond proceeds and property tax rev-enues. Major expenditures in October include annual software renewals, zoning code update project payments, PCC maintenance expenditures, PD body camera and tasers replacement, and 2026 CARS Program.

Revenues and expenses for the Powell Community Center (PCC), including cost recovery rates, historical and YTD revenue and expense information is included in the monthly interim financial report. The table below illustrates actual revenues and expenses from 2023 through 2026 showing the difference in total dollars (subsidy for operations). YTD information for 2026 is also included. The cost recovery or self-sufficiency rate for each year is also shown in the table. The 2023 PCC Feasibility Study recommended a targeted cost recovery rate of 70% for the facility.

	2023	2024	2025	2026 Est	2026 YTD
Revenues	$ 1,541,968	$ 1,561,981	$ 1,769,158	$ 1,845,600	$ 1,633,411
Expenses	$ 2,578,539	$ 2,684,312	$ 2,739,574	$ 2,918,300	$ 2,529,040
Difference ($)	$(1,036,572)	$(1,122,332)	$ (970,416)	$(1,072,700)	$ (895,628)
Cost Recovery %	60%	58%	65%	63%	65%

The reports that follow provide line item detail level summaries of revenues and expenditures for all funds, and are generated through the City's financial management software, Governmentor. In addition to information on the current budget/fiscal year, the reports will contain information on the prior year actuals.

In addition to these summary reports, a summary claims report detailing expenditures for the month by fund is provided along with a report that details all payments made in the current month by vendor (listed alphabetically).

City of Mission, KS

Interim Financial Reports

October 31, 2026

Reviewed By: /s/ Justin Carroll
Justin Carroll - Deputy City Administrator

Date 11/10/26

THIS MONTH'S EXPENSE REPORT

OCTOBER 31, 2026

ACCOUNT NUMBER	DESCRIPTION	LAST YEAR ACTUAL	THIS YEAR BUDGET	TRANSACTIONS MONTH-TO-DATE	TRANSACTIONS YEAR-TO-DATE	ENCUMBERED BALANCE	AVAILABLE BALANCE	% AVAIL
(01) GENERAL FUND								
(00) TRANSFERS AND RESERVES								
001-00	OPERATING RESERVE	0.00	0.00	0.00	0.00	0.00	0.00	0.0
004-00	GEN FUND TRANSFER TO BLDG FUND	0.00	0.00	0.00	0.00	0.00	0.00	0.0
007-00	TRANSFER TO PAYROLL CLEARING	0.00	0.00	0.00	0.00	0.00	0.00	0.0
009-00	GEN FUND TRNSFR TO SPEC ALCOHO	0.00	0.00	0.00	0.00	0.00	0.00	0.0
010-00	GEN FUND TRANSFER TO PARK / REC	0.00	0.00	0.00	0.00	0.00	0.00	0.0
011-00	G.F. TRANSF TO DEBT SERVICE	0.00	0.00	0.00	0.00	0.00	0.00	0.0
012-00	GEN FUND TRANSFER TO SPEC PROJ	0.00	0.00	0.00	0.00	0.00	0.00	0.0
017-00	TRANSF TO RESTRICTED FUNDS	0.00	0.00	0.00	0.00	0.00	0.00	0.0
018-00	TRANSFER TO SCH DISTR TAX FUND	0.00	0.00	0.00	0.00	0.00	0.00	0.0
019-00	TRANSF TO BUSINESS DEV FUND	0.00	0.00	0.00	0.00	0.00	0.00	0.0
022-00	TRANSF TO STORM DRAIN UTILITY	0.00	0.00	0.00	0.00	0.00	0.00	0.0
024-00	TRANSFER TO EQUIP RESERVE FUND	0.00	110,404.00	0.00	110,404.00	0.00	0.00	0.0
025-00	TRANSFER TO CAPITAL IMP FUND	800,000.00	750,000.00	750,000.00	750,000.00	0.00	0.00	0.0
030-00	TRANSFER TO SOLID WASTE UTILIT	80,000.00	100,000.00	0.00	0.00	0.00	100,000.00	100.0
035-00	TRANSFER TO TRANS FUND	0.00	0.00	0.00	0.00	0.00	0.00	0.0
040-00	TRANSFER TO STREET SALES TAX	0.00	0.00	0.00	0.00	0.00	0.00	0.0
045-00	TRANSFER TO PARK SALES TAX	0.00	0.00	0.00	0.00	0.00	0.00	0.0
070-00	TRANSFER TO FARMERS MARKET	0.00	0.00	0.00	0.00	0.00	0.00	0.0
	TOTAL	880,000.00	960,404.00	750,000.00	860,404.00	0.00	100,000.00	10.4
	PERSONNEL SERVICES							
100-01	MISSION CROSSING CID REIMB	0.00	0.00	0.00	0.00	0.00	0.00	0.0
100-02	MSSN CROSS TIF SALES TAX REIMB	0.00	0.00	0.00	0.00	0.00	0.00	0.0
100-03	MSSN CROSS TIF PROP TAX REIMB	0.00	0.00	0.00	0.00	0.00	0.00	0.0
100-04	CONERSTONE COMMONS CID REIMB	0.00	0.00	0.00	0.00	0.00	0.00	0.0
	TOTAL PERSONNEL SERVICES	0.00	0.00	0.00	0.00	0.00	0.00	
	TOTAL TRANSFERS AND RESERVES	880,000.00	960,404.00	750,000.00	860,404.00	0.00	100,000.00	10.4
(07) GENERAL OVERHEAD CITY HALL								
	PERSONNEL SERVICES							
144-01	INTERNAL SERVICE MBDC	0.00	0.00	0.00	0.00	0.00	0.00	0.0
	TOTAL PERSONNEL SERVICES	0.00	0.00	0.00	0.00	0.00	0.00	
	CONTRACTUAL SERVICES							
201-01	ELECTRICITY	31,107.78	33,000.00	3,657.54	27,184.29	0.00	5,815.71	17.6
201-03	HEATING GAS	8,982.45	10,000.00	116.29	7,342.22	0.00	2,657.78	26.5
201-05	WATER AND SEWER	2,065.90	2,100.00	200.77	1,831.16	0.00	268.84	12.8
201-07	REFUSE	0.00	0.00	0.00	0.00	0.00	0.00	0.0
201-08	TELEPHONE OTHER THAN CELL	2,687.47	3,150.00	117.60	1,467.78	0.00	1,682.22	53.4
203-01	TUITION REIMBURSEMENT	0.00	0.00	0.00	0.00	0.00	0.00	0.0
203-03	TUITION REIMBURSEMENT	3,683.00	5,000.00	0.00	398.00	0.00	4,602.00	92.0
204-01	ADVERTISING	1,253.95	1,500.00	0.00	0.00	0.00	1,500.00	100.0
205-01	INSURANCE	120,449.77	70,000.00	0.00	68,850.39	0.00	1,149.61	1.6
206-03	PERIODICALS/BOOKS/PUBLICATIONS	1,782.00	500.00	0.00	328.96	0.00	171.04	34.2
206-04	LEGAL PUBLICATIONS	3,059.54	3,000.00	25.18	2,047.26	0.00	952.74	31.7
206-05	PROFESSIONAL SERVICES	19,995.00	25,000.00	3,125.00	31,900.00	16,500.00	23,400.00-	<93.6>
207-02	FINANCE/AUDIT	44,760.00	35,000.00	0.00	35,540.00	0.00	540.00-	<1.5>
207-07	PRE-EMPLOYMENT/HIRING EXPENSE	0.00	0.00	0.00	0.00	0.00	0.00	0.0
207-08	BANK FEES	531.77	1,000.00	28.12	561.01	0.00	438.99	43.8
210-02	JANITORIAL SERVICES	10,389.80	10,500.00	772.91	7,729.10	0.00	2,770.90	26.3

THIS MONTH'S EXPENSE REPORT

OCTOBER 31, 2026

ACCOUNT NUMBER	DESCRIPTION	LAST YEAR ACTUAL	THIS YEAR BUDGET	TRANSACTIONS MONTH-TO-DATE	TRANSACTIONS YEAR-TO-DATE	ENCUMBERED BALANCE	AVAILABLE BALANCE	% AVAIL
(01) GENERAL FUND								
(07) GENERAL OVERHEAD CITY HALL								
	CONTRACTUAL SERVICES							
212-06	SERVICE CONTRACTS	27,039.64	25,000.00	1,997.99	24,242.57	0.00	757.43	3.0
213-02	RENTALS AND LEASES	5,986.85	6,500.00	198.50	4,000.27	0.00	2,499.73	38.4
214-02	PROPERTY TAXES	0.00	0.00	0.00	0.00	0.00	0.00	0.0
214-05	COMPUTER SERVICES	147,432.56	155,000.00	4,728.40	158,970.81	0.00	3,970.81-	<2.5>
214-06	CODIFICATION	3,888.00	3,000.00	0.00	2,251.00	0.00	749.00	24.9
214-13	WEBSITE DEVELOPMENT	3,546.10	2,500.00	510.00	3,493.88	0.00	993.88-	<39.7>
214-14	CLIMATE ACTION PLAN INITIATIVE	3,700.00	10,000.00	0.00	5,132.03	0.00	4,867.97	48.6
215-03	CONTINGENCY	1,643.00	2,000.00	0.00	1,571.00	0.00	429.00	21.4
	TOTAL CONTRACTUAL SERVICES	443,984.58	403,750.00	15,478.30	384,841.73	16,500.00	2,408.27	0.5
	COMMODITIES							
301-01	OFFICE SUPPLIES	2,841.58	3,150.00	0.00	2,103.34	0.00	1,046.66	33.2
301-04	POSTAGE	6,598.10	9,000.00	211.60	6,386.30	0.00	2,613.70	29.0
304-04	MISCELLANEOUS SUPPLIES	80.77	500.00	0.00	0.00	0.00	500.00	100.0
305-01	JANITORIAL SUPPLIES	1,694.56	1,050.00	0.00	631.97	0.00	418.03	39.8
305-02	MAINT/REPAIRS CITY HALL	26,475.49	25,000.00	520.24	21,071.57	0.00	3,928.43	15.7
	TOTAL COMMODITIES	37,690.50	38,700.00	731.84	30,193.18	0.00	8,506.82	21.9
	CAPITAL OUTLAY							
402-03	COMPUTER SYSTEMS/SOFTWARE	5,423.61	15,000.00	0.00	17,554.51	0.00	2,554.51-	<17.0>
402-05	BUILDING/FACILITY IMPROVEMENTS	11,957.50	0.00	0.00	0.00	0.00	0.00	0.0
404-06	CAPITAL IMP EQPT REPLACEMENT	0.00	0.00	0.00	0.00	0.00	0.00	0.0
405-01	2020 CARES PURCHASES	0.00	0.00	0.00	0.00	0.00	0.00	0.0
405-02	FCIP PROJECT	0.00	0.00	0.00	0.00	0.00	0.00	0.0
	TOTAL CAPITAL OUTLAY	17,381.11	15,000.00	0.00	17,554.51	0.00	2,554.51-	<17.0>
808-01	DEBT SERVICE	195,000.00	200,000.00	0.00	200,000.00	0.00	0.00	0.0
808-02	DEBT SERVICE INTEREST	56,750.00	50,900.00	0.00	50,900.00	0.00	0.00	0.0
	TOTAL	251,750.00	250,900.00	0.00	250,900.00	0.00	0.00	0.0
	TOTAL GENERAL OVERHEAD CITY HALL	750,806.19	708,350.00	16,210.14	683,489.42	16,500.00	8,360.58	1.1
(09) LEGISLATIVE								
	PERSONNEL SERVICES							
101-03	MAYOR & COUNCIL SALARIES	53,822.68	57,065.00	4,552.42	45,524.20	0.00	11,540.80	20.2
102-01	HEALTH / LIFE	0.00	0.00	0.00	0.00	0.00	0.00	0.0
102-02	SOCIAL SECURITY	4,384.55	4,750.00	372.97	3,715.56	0.00	1,034.44	21.7
102-03	KPERS	0.00	0.00	0.00	0.00	0.00	0.00	0.0
102-04	EMPLOYMENT SECURITY	62.58	105.00	4.88	49.07	0.00	55.93	53.2
102-05	WORKERS COMPENSATION	375.09	247.00	0.00	355.47	0.00	108.47-	<43.9>
	TOTAL PERSONNEL SERVICES	58,644.90	62,167.00	4,930.27	49,644.30	0.00	12,522.70	20.1
	CONTRACTUAL SERVICES							
201-07	TELEPHONE - MAYOR'S OFFICE	123.95	175.00	5.86	69.97	0.00	105.03	60.0

THIS MONTH'S EXPENSE REPORT

OCTOBER 31, 2026

ACCOUNT NUMBER	DESCRIPTION	LAST YEAR ACTUAL	THIS YEAR BUDGET	TRANSACTIONS MONTH-TO-DATE	TRANSACTIONS YEAR-TO-DATE	ENCUMBERED BALANCE	AVAILABLE BALANCE	% AVAIL
(01) GENERAL FUND								
(09) LEGISLATIVE								
	CONTRACTUAL SERVICES							
202-06	TRAVEL/COM'L-MAYOR/COUNCIL	1,436.37	3,000.00	0.00	1,829.69	0.00	1,170.31	39.0
202-07	LODGING/MEALS - MAYOR/COUNCIL	5,120.35	7,000.00	0.00	3,674.53	0.00	3,325.47	47.5
202-08	PARKING/TOLLS - MAYOR/COUNCIL	45.00	100.00	0.00	0.00	0.00	100.00	100.0
202-09	MILEAGE - MAYOR/COUNCIL	0.00	150.00	0.00	0.00	0.00	150.00	100.0
203-02	REGISTRATION - MAYOR/COUNCIL	3,543.00	5,000.00	0.00	4,810.00	0.00	190.00	3.8
203-05	PLANNING COMM - DO NOT USE	0.00	0.00	0.00	0.00	0.00	0.00	0.0
205-01	INSURANCE - PUBLIC OFC E&O	6,192.49	3,900.00	0.00	3,720.45	0.00	179.55	4.6
206-01	PROFESSIONAL ORGANIZATIONS	435.00	1,500.00	0.00	1,578.00	0.00	78.00-	<5.2>
206-02	MUNICIPAL ORGANIZATIONS	10,995.97	13,000.00	0.00	10,737.30	0.00	2,262.70	17.4
206-03	PERIODICALS/BOOKS	252.37	750.00	0.00	274.32	0.00	475.68	63.4
208-01	ANNUAL CELEBRATIONS	21,428.11	15,000.00	52.83	2,410.45	0.00	12,589.55	83.9
208-02	ELECTION EXPENSE	0.00	0.00	0.00	0.00	0.00	0.00	0.0
208-03	HOLIDAY PARTIES	0.00	0.00	0.00	0.00	0.00	0.00	0.0
208-04	PUBLIC RELATIONS	3,079.45	7,500.00	0.00	4,723.49	0.00	2,776.51	37.0
208-05	MEETING EXPENSE-MAYOR/COUNCIL	880.09	5,000.00	0.00	1,594.15	0.00	3,405.85	68.1
208-06	FRANCHISE REBATE PROGRAM	0.00	0.00	0.00	0.00	0.00	0.00	0.0
208-07	ECONOMIC DEVELOPMENT	0.00	0.00	0.00	0.00	0.00	0.00	0.0
208-08	HUMAN SERVICE FUND (UCS)	10,500.00	11,000.00	0.00	11,000.00	0.00	0.00	0.0
208-09	CHAMBER OF COMMERCE	8,177.50	10,000.00	0.00	9,240.00	0.00	760.00	7.6
208-10	JO CO MINOR HOME REPAIRS	0.00	0.00	0.00	0.00	0.00	0.00	0.0
208-11	SERVICES FOR SENIORS	0.00	0.00	0.00	0.00	0.00	0.00	0.0
208-12	M.A.R.C.	2,348.00	3,000.00	0.00	3,041.00	0.00	41.00-	<1.3>
208-13	PROPERTY TAX REBATE PROGRAM	0.00	0.00	0.00	1,482.66	0.00	1,482.66-	
208-14	EASY RIDE	0.00	0.00	0.00	0.00	0.00	0.00	0.0
208-15	JOCO UTILITY ASSISTANCE	0.00	0.00	0.00	0.00	0.00	0.00	0.0
208-16	FARMERS MARKET	0.00	110.00	0.00	0.00	0.00	110.00	100.0
208-20	DEI INITIATIVES	0.00	0.00	0.00	0.00	0.00	0.00	0.0
210-04	PARKS, REC AND TREE BOARD	1,648.10	3,000.00	0.00	579.58	0.00	2,420.42	80.6
212-07	VOLUNTEER ACTION CENTER	0.00	0.00	0.00	0.00	0.00	0.00	0.0
214-03	PRINTING	0.00	0.00	0.00	88.25	0.00	88.25-	
214-07	NEWSLETTER	0.00	0.00	0.00	0.00	0.00	0.00	0.0
215-03	MISCELLANEOUS	0.00	0.00	0.00	466.00	0.00	466.00-	
215-04	SUSTAINABILITY EXPENSE	1,692.48	3,000.00	0.00	2,164.58	0.00	835.42	27.8
215-05	PARKS, REC, TREE DO NOT USE	0.00	0.00	0.00	0.00	0.00	0.00	0.0
215-06	PLANNING COMMISSION	0.00	3,000.00	1,327.50	1,327.50	0.00	1,672.50	55.7
	TOTAL CONTRACTUAL SERVICES	77,898.23	95,185.00	1,386.19	64,811.92	0.00	30,373.08	31.9
	COMMODITIES							
301-01	OFFICE SUPPLIES	26.00	350.00	0.00	0.00	0.00	350.00	100.0
301-02	CLOTHING	847.02	500.00	0.00	72.10	0.00	427.90	85.5
301-04	PRINTING	0.00	250.00	0.00	0.00	0.00	250.00	100.0
	TOTAL COMMODITIES	873.02	1,100.00	0.00	72.10	0.00	1,027.90	93.4
	CAPITAL OUTLAY							
407-05	CONTINGENCY	0.00	0.00	0.00	0.00	0.00	0.00	0.0
	TOTAL CAPITAL OUTLAY	0.00	0.00	0.00	0.00	0.00	0.00	
	TOTAL LEGISLATIVE	137,416.15	158,452.00	6,316.46	114,528.32	0.00	43,923.68	27.7
(10) ADMINISTRATIVE SERVICES								
	PERSONNEL SERVICES							

THIS MONTH'S EXPENSE REPORT

OCTOBER 31, 2026

ACCOUNT NUMBER	DESCRIPTION	LAST YEAR ACTUAL	THIS YEAR BUDGET	TRANSACTIONS MONTH-TO-DATE	TRANSACTIONS YEAR-TO-DATE	ENCUMBERED BALANCE	AVAILABLE BALANCE	% AVAIL
(01) GENERAL FUND								
(10) ADMINISTRATIVE SERVICES								
	PERSONNEL SERVICES							
101-01	FULL TIME SALARIES	721,474.81	720,000.00	52,599.53	548,689.48	0.00	171,310.52	23.7
101-02	PART TIME SALARIES	55,450.00	60,000.00	13,305.44	86,920.50	0.00	26,920.50-	<44.8>
101-03	MAYR COUNCIL SALRY DO NOT USE	0.00	0.00	0.00	0.00	0.00	0.00	0.0
101-04	OVERTIME SALARIES	7,118.66	6,500.00	234.51	4,108.80	0.00	2,391.20	36.7
101-06	CITY ATTORNEY - ADMIN	0.00	0.00	0.00	0.00	0.00	0.00	0.0
101-07	ICMA EMPLOYER MATCH	0.00	0.00	0.00	0.00	0.00	0.00	0.0
101-09	CITY ATTORNEY APPEALS - ADMIN	0.00	0.00	0.00	0.00	0.00	0.00	0.0
102-01	HEALTH / LIFE	106,556.20	107,000.00	10,679.05	99,030.94	0.00	7,969.06	7.4
102-02	SOCIAL SECURITY	62,072.10	63,000.00	5,165.76	51,222.45	0.00	11,777.55	18.6
102-03	KPERS	80,202.83	81,000.00	5,897.45	61,658.63	0.00	19,341.37	23.8
102-04	EMPLOYMENT SECURITY	911.20	1,400.00	67.27	570.99	0.00	829.01	59.2
102-05	WORKERS COMPENSATION	3,250.71	2,500.00	0.00	3,365.63	0.00	865.63-	<34.6>
102-06	CITY PENSION	14,248.23	14,500.00	1,213.78	11,663.33	0.00	2,836.67	19.5
102-07	ADMINISTRATIVE CHGS / PENSION PL	0.00	0.00	0.00	0.00	0.00	0.00	0.0
	TOTAL PERSONNEL SERVICES	1,051,284.74	1,055,900.00	89,162.79	867,230.75	0.00	188,669.25	17.8
	CONTRACTUAL SERVICES							
201-01	ELECTRIC	0.00	0.00	0.00	0.00	0.00	0.00	0.0
201-03	GAS	0.00	0.00	0.00	0.00	0.00	0.00	0.0
201-05	WATER AND SEWER	0.00	0.00	0.00	0.00	0.00	0.00	0.0
201-07	TELEPHONE MAYOR - DO NOT USE	0.00	0.00	0.00	0.00	0.00	0.00	0.0
201-08	TELEPHONE	2,333.84	2,450.00	52.62	1,304.50	0.00	1,145.50	46.7
202-02	TRAVEL / COMMERCIAL - STAFF	868.36	2,000.00	0.00	0.00	0.00	2,000.00	100.0
202-03	LODGING / MEALS - STAFF	1,755.81	3,500.00	36.97	649.36	0.00	2,850.64	81.4
202-04	PARKING / TOLLS - STAFF	67.58	100.00	0.00	29.96	0.00	70.04	70.0
202-05	MILEAGE - STAFF	468.96	500.00	0.00	51.19	0.00	448.81	89.7
202-06	TRAVEL GOVERNG BODY DO NOT USE	0.00	0.00	0.00	0.00	0.00	0.00	0.0
202-07	HOTEL MEALS COUNCIL DO NOT USE	0.00	0.00	0.00	0.00	0.00	0.00	0.0
202-08	PARKING TOLLS COUNCIL DO NOT U	0.00	0.00	0.00	0.00	0.00	0.00	0.0
202-09	MIELAGE COUNCIL DO NOT USE	0.00	0.00	0.00	0.00	0.00	0.00	0.0
203-01	REGISTRATION-STAFF	4,095.00	4,000.00	200.60	1,520.60	0.00	2,479.40	61.9
203-02	REGISTRATION COUNCIL DO NOT US	0.00	0.00	0.00	0.00	0.00	0.00	0.0
203-03	TUITION REIMBURSEMENT	0.00	0.00	0.00	0.00	0.00	0.00	0.0
203-04	WORKMAN'S COMP CLAIMS	0.00	0.00	0.00	0.00	0.00	0.00	0.0
204-01	ADVERTISING - CLASSIFIED	0.00	0.00	0.00	26.87	0.00	26.87-	
205-01	INSURANCE - BLDG, EQUIPMT	0.00	0.00	0.00	0.00	0.00	0.00	0.0
205-02	NOTARY BONDS	0.00	100.00	0.00	246.95	0.00	146.95-	<146.9>
206-01	PROFESSIONAL ORGANIZATIONS	3,346.00	3,500.00	0.00	3,270.00	0.00	230.00	6.5
206-02	MUNICIPAL ORGANIZATIONS	1,000.00	200.00	0.00	0.00	0.00	200.00	100.0
206-03	PERIODICALS/BOOKS/PUBLICATIONS	0.00	2,500.00	0.00	1,938.42	0.00	561.58	22.4
206-04	LEGAL PUBLICATIONS	0.00	0.00	0.00	0.00	0.00	0.00	0.0
206-05	PROFESSIONAL SERVICES	300.00	1,000.00	0.00	0.00	0.00	1,000.00	100.0
206-06	ATTORNEY SERVICES	152.64	0.00	0.00	206.00	0.00	206.00-	
207-02	FINANCE / AUDIT	0.00	0.00	0.00	0.00	0.00	0.00	0.0
207-03	MISSION NIGHT / ROYALS	0.00	0.00	0.00	0.00	0.00	0.00	0.0
207-07	PRE-EMPLOYMENT TESTING	719.00	0.00	0.00	497.96	0.00	497.96-	
208-01	ANNUAL CELEBRATIONS DO NOT USE	0.00	0.00	0.00	0.00	0.00	0.00	0.0
208-02	ELECTION EXPENSES	0.00	0.00	0.00	0.00	0.00	0.00	0.0
208-03	HOLIDAY PARTIES DO NOT USE	0.00	0.00	0.00	0.00	0.00	0.00	0.0
208-04	PUBLIC RELATIONS	3,800.22	3,000.00	218.43	3,618.42	0.00	618.42-	<20.6>
208-05	MEETING EXPENSES	1,408.25	1,500.00	0.00	861.05	0.00	638.95	42.5
208-06	JO CO UTILITY ASSIST PROGRAM	0.00	0.00	0.00	0.00	0.00	0.00	0.0
208-07	ECONOMIC DEVELOPMENT (DRC)	0.00	0.00	0.00	0.00	0.00	0.00	0.0
208-08	HUMAN SERVICES FUND (UCS)	0.00	0.00	0.00	0.00	0.00	0.00	0.0
208-09	CHAMBER OF COMMERCE	0.00	0.00	0.00	0.00	0.00	0.00	0.0
208-10	JO CO MINOR HOME REPAIR	0.00	0.00	0.00	0.00	0.00	0.00	0.0
208-11	SERVICES FOR SENIORS	0.00	0.00	0.00	0.00	0.00	0.00	0.0
208-12	MARC ASSESS / CONTRIBUTION	0.00	0.00	0.00	0.00	0.00	0.00	0.0
208-13	EMPLOYEE RECOGNITION	891.21	1,000.00	875.00	1,531.68	0.00	531.68-	<53.1>

THIS MONTH'S EXPENSE REPORT

OCTOBER 31, 2026

ACCOUNT NUMBER	DESCRIPTION	LAST YEAR ACTUAL	THIS YEAR BUDGET	TRANSACTIONS MONTH-TO-DATE	TRANSACTIONS YEAR-TO-DATE	ENCUMBERED BALANCE	AVAILABLE BALANCE	% AVAIL
(01) GENERAL FUND								
(10) ADMINISTRATIVE SERVICES								
	CONTRACTUAL SERVICES							
210-02	JANITORAL SERVICES	0.00	0.00	0.00	0.00	0.00	0.00	0.0
212-05	CITY HALL REPAIRS / EQUIPMENT	0.00	0.00	0.00	0.00	0.00	0.00	0.0
212-06	SERVICE CONTRACTS	0.00	0.00	0.00	0.00	0.00	0.00	0.0
212-07	VOLUNTEER ACTION CENTER	0.00	0.00	0.00	0.00	0.00	0.00	0.0
213-02	EQUIPMENT RENTAL	0.00	0.00	0.00	0.00	0.00	0.00	0.0
214-02	TAXES - PROPERTY	0.00	0.00	0.00	0.00	0.00	0.00	0.0
214-03	PRINTING	88.25	250.00	0.00	0.00	0.00	250.00	100.0
214-04	DOG TAGS	0.00	0.00	0.00	0.00	0.00	0.00	0.0
214-05	COMPUTER SERVICES	0.00	130.00	0.00	39.90	0.00	90.10	69.3
214-06	CODIFICATION	0.00	0.00	0.00	0.00	0.00	0.00	0.0
214-07	NEWSLETTER	0.00	0.00	0.00	0.00	0.00	0.00	0.0
214-13	WEBSITE DEVELOPMENT/MAINTENANC	0.00	250.00	0.00	0.00	0.00	250.00	100.0
215-03	MISCELLANEOUS	36.20	250.00	0.00	114.99	0.00	135.01	54.0
215-04	SUSTAINABILITY EXPENSES	0.00	0.00	0.00	0.00	0.00	0.00	0.0
	TOTAL CONTRACTUAL SERVICES	21,331.32	26,230.00	1,383.62	15,907.85	0.00	10,322.15	39.3
	COMMODITIES							
301-01	OFFICE SUPPLIES	2,724.18	3,500.00	0.00	2,890.87	0.00	609.13	17.4
301-02	CLOTHING	630.24	350.00	0.00	233.50	0.00	116.50	33.2
301-04	POSTAGE	0.00	100.00	0.00	11.90	0.00	88.10	88.1
301-05	PRINTED FORMS	0.00	100.00	0.00	0.00	0.00	100.00	100.0
303-04	SAFETY SUPPLIES	0.00	0.00	0.00	0.00	0.00	0.00	0.0
	TOTAL COMMODITIES	3,354.42	4,050.00	0.00	3,136.27	0.00	913.73	22.5
	CAPITAL OUTLAY							
401-01	OFFICE MACHINES	0.00	0.00	0.00	0.00	0.00	0.00	0.0
401-02	OFFICE FURNISHINGS	477.00	0.00	0.00	0.00	0.00	0.00	0.0
402-03	COMPUTER SYSTEMS	0.00	0.00	0.00	0.00	0.00	0.00	0.0
407-05	CONTINGENCY	0.00	0.00	0.00	0.00	0.00	0.00	0.0
407-10	SUSTAINABILITY ASSETS	0.00	0.00	0.00	0.00	0.00	0.00	0.0
	TOTAL CAPITAL OUTLAY	477.00	0.00	0.00	0.00	0.00	0.00	
804-05	COST OF BOND ISSUE	0.00	0.00	0.00	0.00	0.00	0.00	0.0
	TOTAL	0.00	0.00	0.00	0.00	0.00	0.00	
	TOTAL ADMINISTRATIVE SERVICES	1,076,447.48	1,086,180.00	90,546.41	886,274.87	0.00	199,905.13	18.4
(11) MUNICIPAL COURT								
	PERSONNEL SERVICES							
101-01	FULL TIME SALARIES	138,428.72	140,000.00	10,726.00	112,319.31	0.00	27,680.69	19.7
101-02	PART TIME SALARIES	0.00	0.00	0.00	0.00	0.00	0.00	0.0
101-03	JUDGE SALARIES	30,000.00	30,000.00	2,500.00	25,000.00	0.00	5,000.00	16.6
101-04	OVERTIME SALARIES	13,244.82	13,500.00	744.05	9,615.35	0.00	3,884.65	28.7
101-05	PRO-TEM JUDGE	0.00	0.00	0.00	0.00	0.00	0.00	0.0
101-06	CITY ATTORNEY - COURT	54,175.00	75,000.00	4,490.00	32,975.00	0.00	42,025.00	56.0
101-09	CITY ATTORNEY APPEALS - COURT	18,365.00	30,000.00	60.00	28,895.00	0.00	1,105.00	3.6
102-01	HEALTH / LIFE	32,864.60	33,000.00	2,994.00	28,164.15	0.00	4,835.85	14.6

THIS MONTH'S EXPENSE REPORT

OCTOBER 31, 2026

ACCOUNT NUMBER	DESCRIPTION	LAST YEAR ACTUAL	THIS YEAR BUDGET	TRANSACTIONS MONTH-TO-DATE	TRANSACTIONS YEAR-TO-DATE	ENCUMBERED BALANCE	AVAILABLE BALANCE	% AVAIL
(01) GENERAL FUND								
(11) MUNICIPAL COURT								
	PERSONNEL SERVICES							
102-02	SOCIAL SECURITY	13,105.29	18,500.00	987.77	10,444.25	0.00	8,055.75	43.5
102-03	KPERS	16,237.16	14,500.00	1,214.68	12,912.87	0.00	1,587.13	10.9
102-04	EMPLOYMENT SECURITY	186.00	250.00	12.90	138.32	0.00	111.68	44.6
102-05	WORKERS COMPENSATION	1,500.33	1,000.00	0.00	1,421.82	0.00	421.82-	<42.1>
102-06	CITY PENSION	3,248.49	3,500.00	329.40	2,738.70	0.00	761.30	21.7
102-07	ADMIN CHG / PENSION PLAN	0.00	0.00	0.00	0.00	0.00	0.00	0.0
	TOTAL PERSONNEL SERVICES	321,355.41	359,250.00	24,058.80	264,624.77	0.00	94,625.23	26.3
	CONTRACTUAL SERVICES							
201-01	ELECTRIC	0.00	0.00	0.00	0.00	0.00	0.00	0.0
201-03	GAS	0.00	0.00	0.00	0.00	0.00	0.00	0.0
201-05	WATER AND SEWER	0.00	0.00	0.00	0.00	0.00	0.00	0.0
201-08	TELEPHONE	1,161.74	1,750.00	52.62	628.88	0.00	1,121.12	64.0
202-03	LODGING / MEALS	263.33	500.00	0.00	259.96	0.00	240.04	48.0
202-04	PARKING / TOLLS	0.00	50.00	0.00	0.00	0.00	50.00	100.0
202-05	MILEAGE	0.00	200.00	0.00	0.00	0.00	200.00	100.0
203-01	REGISTRATION / TUITION	400.00	250.00	0.00	125.00	0.00	125.00	50.0
203-03	TUITION REIMBURSEMENT	0.00	0.00	0.00	0.00	0.00	0.00	0.0
204-01	ADVERTISING - CLASSIFIED	0.00	0.00	0.00	0.00	0.00	0.00	0.0
205-01	INSURANCE - BLDG, EQUIPMENT	0.00	0.00	0.00	0.00	0.00	0.00	0.0
205-02	NOTARY BOND	0.00	100.00	0.00	0.00	0.00	100.00	100.0
206-05	PROFESSIONAL SERVICES	10.00	1,000.00	0.00	15.00	0.00	985.00	98.5
206-06	CITY ATTORNEY SERVICES	0.00	0.00	0.00	0.00	0.00	0.00	0.0
207-07	PRE-EMPLOYMENT EXPENSES	0.00	100.00	0.00	0.00	0.00	100.00	100.0
208-13	EMPLOYEE RECOGNITION	29.00	200.00	56.80	138.10	0.00	61.90	30.9
209-01	APPEALS	0.00	0.00	0.00	0.00	0.00	0.00	0.0
209-02	COMPUTER MAINTENANCE/SOFTWARE	24,717.34	25,000.00	25,528.78	25,678.68	0.00	678.68-	<2.7>
209-03	DEFENSE	5,954.00	5,000.00	500.00	7,789.10	0.00	2,789.10-	<55.7>
213-02	EQUIPMENT RENTAL	0.00	0.00	0.00	0.00	0.00	0.00	0.0
214-08	PRISONER CARE	0.00	0.00	0.00	0.00	0.00	0.00	0.0
	TOTAL CONTRACTUAL SERVICES	32,535.41	34,150.00	26,138.20	34,634.72	0.00	484.72-	<1.4>
	COMMODITIES							
301-01	OFFICE SUPPLIES	2,279.76	2,000.00	239.87	1,368.50	0.00	631.50	31.5
301-02	CLOTHING	0.00	200.00	0.00	0.00	0.00	200.00	100.0
301-04	POSTAGE	4,120.78	5,000.00	0.00	2,867.73	0.00	2,132.27	42.6
301-05	PRINTED FORMS	1,552.71	2,000.00	297.00	1,791.00	0.00	209.00	10.4
301-06	UNIFORMS	0.00	0.00	0.00	0.00	0.00	0.00	0.0
303-04	SAFETY SUPPLIES	0.00	0.00	0.00	0.00	0.00	0.00	0.0
	TOTAL COMMODITIES	7,953.25	9,200.00	536.87	6,027.23	0.00	3,172.77	34.4
	CAPITAL OUTLAY							
401-01	OFFICE MACHINES	0.00	0.00	0.00	0.00	0.00	0.00	0.0
402-03	COMPUTER SYSTEMS	0.00	0.00	0.00	1,695.80	0.00	1,695.80-	
407-05	CONTINGENCY	0.00	0.00	0.00	0.00	0.00	0.00	0.0
	TOTAL CAPITAL OUTLAY	0.00	0.00	0.00	1,695.80	0.00	1,695.80-	
	TOTAL MUNICIPAL COURT	361,844.07	402,600.00	50,733.87	306,982.52	0.00	95,617.48	23.7
(15) NEIGHBORHOOD SERVICES								

THIS MONTH'S EXPENSE REPORT

OCTOBER 31, 2026

ACCOUNT NUMBER	DESCRIPTION	LAST YEAR ACTUAL	THIS YEAR BUDGET	TRANSACTIONS MONTH-TO-DATE	TRANSACTIONS YEAR-TO-DATE	ENCUMBERED BALANCE	AVAILABLE BALANCE	% AVAIL
(01) GENERAL FUND								
(15) NEIGHBORHOOD SERVICES								
	PERSONNEL SERVICES							
101-01	FULL TIME SALARIES	0.00	0.00	0.00	0.00	0.00	0.00	0.0
101-02	PART TIME SALARIES	0.00	0.00	0.00	0.00	0.00	0.00	0.0
101-04	OVERTIME SALARIES	0.00	0.00	0.00	0.00	0.00	0.00	0.0
102-01	HEALTH / LIFE	0.00	0.00	0.00	0.00	0.00	0.00	0.0
102-02	SOCIAL SECURITY	0.00	0.00	0.00	0.00	0.00	0.00	0.0
102-03	KPERS	0.00	0.00	0.00	0.00	0.00	0.00	0.0
102-04	EMPLOYMENT SECURITY	0.00	0.00	0.00	0.00	0.00	0.00	0.0
102-05	WORKERS COMPENSATION	0.00	0.00	0.00	0.00	0.00	0.00	0.0
102-06	CITY PENSION	0.00	0.00	0.00	0.00	0.00	0.00	0.0
102-07	ADMIN CHGS/CITY PENSION	0.00	0.00	0.00	0.00	0.00	0.00	0.0
	TOTAL PERSONNEL SERVICES	0.00	0.00	0.00	0.00	0.00	0.00	
	CONTRACTUAL SERVICES							
201-08	TELEPHONE	0.00	0.00	0.00	0.00	0.00	0.00	0.0
202-02	COMMERCIAL TRAVEL	0.00	0.00	0.00	0.00	0.00	0.00	0.0
202-03	LODGING/MEALS	0.00	0.00	0.00	0.00	0.00	0.00	0.0
202-04	PARKING/TOLLS	0.00	0.00	0.00	0.00	0.00	0.00	0.0
202-05	MILEAGE	0.00	0.00	0.00	0.00	0.00	0.00	0.0
203-01	REGISTRATION	0.00	0.00	0.00	0.00	0.00	0.00	0.0
203-03	TUITION REIMBURSEMENT	0.00	0.00	0.00	0.00	0.00	0.00	0.0
204-01	ADVERTISING - CLASSIFIED	0.00	0.00	0.00	0.00	0.00	0.00	0.0
205-01	INSURANCE	0.00	0.00	0.00	0.00	0.00	0.00	0.0
206-01	PROFESSIONAL ORGANIZATIONS	0.00	0.00	0.00	0.00	0.00	0.00	0.0
206-03	PERIODICALS/BOOKS	0.00	0.00	0.00	0.00	0.00	0.00	0.0
206-04	LEGAL PUBLICATIONS	0.00	0.00	0.00	0.00	0.00	0.00	0.0
206-05	PROFESSIONAL SERVICES	0.00	0.00	0.00	0.00	0.00	0.00	0.0
206-06	LEGAL SERVICES	0.00	0.00	0.00	0.00	0.00	0.00	0.0
207-04	HOUSING PRO LOAN IMP PROGRAM	0.00	0.00	0.00	0.00	0.00	0.00	0.0
207-07	PRE-EMPLOYMENT TESTING	0.00	0.00	0.00	0.00	0.00	0.00	0.0
208-04	PUBLIC RELATIONS	0.00	0.00	0.00	0.00	0.00	0.00	0.0
208-13	EMPLOYEE RECOGNITION	0.00	0.00	0.00	0.00	0.00	0.00	0.0
212-06	SERVICE CONTRACTS	0.00	0.00	0.00	0.00	0.00	0.00	0.0
212-07	VEHICLE MAINTENANCE	0.00	0.00	0.00	0.00	0.00	0.00	0.0
214-03	PRINTING	0.00	0.00	0.00	0.00	0.00	0.00	0.0
214-05	SOLID WASTE CONTRACT	0.00	0.00	0.00	0.00	0.00	0.00	0.0
215-03	MISCELLANEOUS	0.00	0.00	0.00	0.00	0.00	0.00	0.0
216-01	NUISANCE ABATEMENT	0.00	0.00	0.00	0.00	0.00	0.00	0.0
216-02	WEED ABATEMENT	0.00	0.00	0.00	0.00	0.00	0.00	0.0
216-04	MISSION POSSIBLE PROGRAM	0.00	0.00	0.00	0.00	0.00	0.00	0.0
216-05	HOW-TO CLINICS	0.00	0.00	0.00	0.00	0.00	0.00	0.0
216-06	NEIGHBORHOOD GRANT PRGM	0.00	0.00	0.00	0.00	0.00	0.00	0.0
216-07	BUSINESS IMPROVEMENT GRANT	0.00	0.00	0.00	0.00	0.00	0.00	0.0
216-08	TREE TRIMMING GRANT PROGRAM	0.00	0.00	0.00	0.00	0.00	0.00	0.0
216-09	CITIZEN REBATE PROGRAM	0.00	0.00	0.00	0.00	0.00	0.00	0.0
216-10	EASY RIDE	0.00	0.00	0.00	0.00	0.00	0.00	0.0
216-11	JO CO UTILITY ASSISTANCE	0.00	0.00	0.00	0.00	0.00	0.00	0.0
216-12	STORMWATER BMP PROGRAM	0.00	0.00	0.00	0.00	0.00	0.00	0.0
	TOTAL CONTRACTUAL SERVICES	0.00	0.00	0.00	0.00	0.00	0.00	
	COMMODITIES							
301-01	OFFICE SUPPLIES	0.00	0.00	0.00	0.00	0.00	0.00	0.0
301-02	CLOTHING	0.00	0.00	0.00	0.00	0.00	0.00	0.0
301-04	POSTAGE	0.00	0.00	0.00	0.00	0.00	0.00	0.0
303-04	SAFETY SUPPLIES	0.00	0.00	0.00	0.00	0.00	0.00	0.0
304-04	MISCELLANEOUS SUPPLIES	0.00	0.00	0.00	0.00	0.00	0.00	0.0
306-01	GAS / OIL - VEHICLE	0.00	0.00	0.00	0.00	0.00	0.00	0.0

THIS MONTH'S EXPENSE REPORT

OCTOBER 31, 2026

ACCOUNT NUMBER	DESCRIPTION	LAST YEAR ACTUAL	THIS YEAR BUDGET	TRANSACTIONS MONTH-TO-DATE	TRANSACTIONS YEAR-TO-DATE	ENCUMBERED BALANCE	AVAILABLE BALANCE	% AVAIL
(01) GENERAL FUND								
(15) NEIGHBORHOOD SERVICES								
	COMMODITIES							
307-09	PAINT SUPPLIES	0.00	0.00	0.00	0.00	0.00	0.00	0.0
	TOTAL COMMODITIES	0.00	0.00	0.00	0.00	0.00	0.00	
	CAPITAL OUTLAY							
401-01	OFFICE MACHINES	0.00	0.00	0.00	0.00	0.00	0.00	0.0
401-02	OFFICE FURNISHINGS	0.00	0.00	0.00	0.00	0.00	0.00	0.0
402-03	COMPUTER SYSTEMS	0.00	0.00	0.00	0.00	0.00	0.00	0.0
403-01	Neighborhood Services Vehicle	0.00	0.00	0.00	0.00	0.00	0.00	0.0
407-05	CONTINGENCY	0.00	0.00	0.00	0.00	0.00	0.00	0.0
	TOTAL CAPITAL OUTLAY	0.00	0.00	0.00	0.00	0.00	0.00	
	TOTAL NEIGHBORHOOD SERVICES	0.00	0.00	0.00	0.00	0.00	0.00	
(20) PUBLIC WORKS								
	PERSONNEL SERVICES							
101-01	FULL TIME SALARIES	784,620.65	810,000.00	63,139.90	658,179.62	0.00	151,820.38	18.7
101-02	PART TIME SALARIES	0.00	0.00	0.00	0.00	0.00	0.00	0.0
101-04	OVERTIME SALARIES	19,755.47	23,000.00	2,125.20	22,347.83	0.00	652.17	2.8
102-01	HEALTH / LIFE	132,875.68	140,000.00	12,778.34	106,447.52	0.00	33,552.48	23.9
102-02	SOCIAL SECURITY	57,944.39	60,000.00	4,682.57	49,259.89	0.00	10,740.11	17.9
102-03	KPERS	85,792.13	86,000.00	6,928.86	72,249.47	0.00	13,750.53	15.9
102-04	EMPLOYMENT SECURITY	819.92	900.00	61.06	651.89	0.00	248.11	27.5
102-05	WORKERS COMPENSATION	17,503.83	14,000.00	0.00	16,587.99	0.00	2,587.99-	<18.4>
102-06	CITY PENSION	8,164.67	10,000.00	1,408.56	13,054.29	0.00	3,054.29-	<30.5>
102-07	ADMINISTRATION CHGS/CITY PENSI	0.00	0.00	0.00	0.00	0.00	0.00	0.0
	TOTAL PERSONNEL SERVICES	1,107,476.74	1,143,900.00	91,124.49	938,778.50	0.00	205,121.50	17.9
	CONTRACTUAL SERVICES							
201-01	ELECTRIC	0.00	0.00	0.00	0.00	0.00	0.00	0.0
201-02	ELECTRIC - SHOP	12,038.37	12,500.00	1,374.04	10,564.41	0.00	1,935.59	15.4
201-03	GAS	0.00	0.00	0.00	0.00	0.00	0.00	0.0
201-04	GAS - SHOP	14,830.51	28,000.00	115.88	15,199.11	0.00	12,800.89	45.7
201-05	WATER AND SEWER	46.50	0.00	0.00	0.00	0.00	0.00	0.0
201-06	WATER AND SEWER - SHOP	13,982.84	13,000.00	696.96	11,340.59	0.00	1,659.41	12.7
201-07	TRASH SERVICE	21,072.71	22,500.00	2,824.93	17,831.51	0.00	4,668.49	20.7
201-08	TELEPHONE	6,724.07	7,000.00	20.46	4,503.51	0.00	2,496.49	35.6
201-09	TELEPHONE - SHOP	0.00	0.00	0.00	0.00	0.00	0.00	0.0
201-10	TRAFFIC SIGNALS	320,749.59	325,000.00	26,840.15	268,416.40	0.00	56,583.60	17.4
201-11	TRAFFIC SIGNAL - OP INTERLOCAL	3,802.38	3,802.00	682.20	5,246.60	0.00	1,444.60-	<37.9>
201-12	TRAFFIC SIGNALS	73,131.11	75,000.00	0.00	32,229.42	0.00	42,770.58	57.0
201-13	STREET LIGHTS	143,760.29	145,000.00	12,169.17	116,713.59	0.00	28,286.41	19.5
201-15	STREET LIGHTS	734.96	1,000.00	65.52	639.05	0.00	360.95	36.0
202-02	TRAVEL / COMMERCIAL	724.64	2,000.00	347.58	1,421.69	0.00	578.31	28.9
202-03	LODGING / MEALS	4,115.44	3,500.00	3,951.74	4,783.31	0.00	1,283.31-	<36.6>
202-04	PARKING / TOLLS	16.00	100.00	0.00	0.00	0.00	100.00	100.0
202-05	MILEAGE	0.00	300.00	0.00	52.20	0.00	247.80	82.6
203-01	REGISTRATION / TUITION	6,598.00	9,500.00	2,349.00	10,095.95	0.00	595.95-	<6.2>
203-02	PLANNING COMMISSION	0.00	0.00	0.00	0.00	0.00	0.00	0.0
203-03	TUITION REIMBURSEMENT	0.00	0.00	0.00	0.00	0.00	0.00	0.0
203-04	WORKMAN'S COMP CLAIMS	0.00	0.00	0.00	0.00	0.00	0.00	0.0
204-01	ADVERTISING - CLASSIFIED	218.26	1,500.00	0.00	532.43	0.00	967.57	64.5

THIS MONTH'S EXPENSE REPORT

OCTOBER 31, 2026

ACCOUNT NUMBER	DESCRIPTION	LAST YEAR ACTUAL	THIS YEAR BUDGET	TRANSACTIONS MONTH-TO-DATE	TRANSACTIONS YEAR-TO-DATE	ENCUMBERED BALANCE	AVAILABLE BALANCE	% AVAIL
(01) GENERAL FUND								
(20) PUBLIC WORKS								
	CONTRACTUAL SERVICES							
205-01	INSURANCE - BLDG, EQUIPMENT	87,904.81	55,000.00	0.00	52,796.83	0.00	2,203.17	4.0
205-02	NOTARY BONDS	0.00	100.00	0.00	0.00	0.00	100.00	100.0
206-01	PROFESSIONAL ORGANIZATION DUES	2,496.66	2,500.00	0.00	2,253.84	0.00	246.16	9.8
206-03	PERIODICALS/BOOKS/PUBLICATIONS	0.00	300.00	0.00	0.00	0.00	300.00	100.0
206-04	LEGAL ADVERTISING	479.64	500.00	0.00	440.55	0.00	59.45	11.8
206-05	PROFESSIONAL SERVICES	0.00	3,000.00	0.00	0.00	0.00	3,000.00	100.0
207-03	ENGINEER / ARCHITECT SERVICES	218,962.57	60,000.00	1,573.96	68,251.28	0.00	8,251.28-	<13.7>
207-04	HOUSING PROJ - LOAN IMP PROG	0.00	0.00	0.00	0.00	0.00	0.00	0.0
207-06	INSPECTIONS	1,942.60	3,000.00	0.00	3,765.73	0.00	765.73-	<25.5>
207-07	PRE-EMPLOYMENT/DRUG TESTING	1,373.30	1,500.00	120.00	435.80	0.00	1,064.20	70.9
208-04	PUBLIC RELATIONS	0.00	500.00	0.00	0.00	0.00	500.00	100.0
208-05	MEETING EXPENSE	551.35	1,000.00	0.00	432.53	0.00	567.47	56.7
208-10	ECONOMIC DEVELOPMENT	0.00	0.00	0.00	0.00	0.00	0.00	0.0
208-13	EMPLOYEE RECOGNITION	1,427.11	1,000.00	0.00	732.75	0.00	267.25	26.7
210-01	BUILDING REPAIRS / MAINTENANCE	3,562.01	15,000.00	0.00	14,580.24	0.00	419.76	2.7
210-02	JANITORIAL SERVICES	4,783.80	5,500.00	410.61	4,106.10	0.00	1,393.90	25.3
210-03	TREES / SHRUBS MAINTENANCE	8,674.00	25,000.00	0.00	0.00	0.00	25,000.00	100.0
210-04	TREE MAINTENANCE (STREETS)	0.00	1,000.00	0.00	0.00	0.00	1,000.00	100.0
211-02	OVERLAY/PLANING	0.00	0.00	0.00	0.00	0.00	0.00	0.0
211-03	CURBS/SIDEWALKS	0.00	0.00	0.00	0.00	0.00	0.00	0.0
211-04	DRAINAGE	0.00	0.00	0.00	0.00	0.00	0.00	0.0
212-03	STORM WARNING SIRENS	700.18	1,500.00	68.19	588.76	0.00	911.24	60.7
212-04	COMMUNICATIONS	0.00	0.00	0.00	0.00	0.00	0.00	0.0
212-05	EQUIPMENT REPAIRS	0.00	3,500.00	0.00	2,970.16	0.00	529.84	15.1
212-06	SERVICE CONTRACTS	259,490.39	267,530.00	20,618.99	209,491.91	0.00	58,038.09	21.6
212-07	VEHICLE MAINTENANCE	112.98	5,000.00	0.00	334.18	0.00	4,665.82	93.3
212-08	HOLIDAY DECORATIONS	8,631.05	20,000.00	0.00	13,649.60	0.00	6,350.40	31.7
212-09	LANDSCAPE MAINTENANCE	89,536.23	55,000.00	7,807.08	41,898.23	0.00	13,101.77	23.8
213-02	RENTAL EQUIPMENT	367.00	5,000.00	0.00	388.00	0.00	4,612.00	92.2
213-03	LAUNDRY / UNIFORMS	5,221.51	0.00	0.00	0.00	0.00	0.00	0.0
214-02	VEHICLE REGISTRATION	0.00	100.00	0.00	7.67	0.00	92.33	92.3
214-03	PRINTING	106.50	0.00	0.00	0.00	0.00	0.00	0.0
214-04	COMPUTER SERVICES	0.00	0.00	0.00	0.00	0.00	0.00	0.0
214-05	CITY SOLID WASTE PROGRAM	0.00	0.00	0.00	0.00	0.00	0.00	0.0
215-03	CONTINGENCY	0.00	0.00	0.00	0.00	0.00	0.00	0.0
216-01	NUISANCE ABATEMENT	0.00	0.00	0.00	0.00	0.00	0.00	0.0
216-02	WEED ABATEMENT	0.00	0.00	0.00	0.00	0.00	0.00	0.0
	TOTAL CONTRACTUAL SERVICES	1,318,869.36	1,182,232.00	82,036.46	916,693.93	0.00	265,538.07	22.4
	COMMODITIES							
301-01	OFFICE SUPPLIES	1,576.88	2,000.00	0.00	1,184.86	0.00	815.14	40.7
301-02	CITY MAPS	0.00	0.00	0.00	0.00	0.00	0.00	0.0
301-04	POSTAGE	261.68	750.00	0.00	277.34	0.00	472.66	63.0
301-05	PRINTED FORMS	0.00	0.00	0.00	0.00	0.00	0.00	0.0
302-01	MISC CLOTHING ITEMS	2,512.20	7,000.00	0.00	5,801.07	0.00	1,198.93	17.1
303-04	SAFETY SUPPLIES	6,395.09	3,500.00	208.26	2,805.23	0.00	694.77	19.8
304-01	SHOP CHEMICALS	129.26	4,500.00	0.00	872.30	0.00	3,627.70	80.6
304-02	FERTILIZER / WEEDS	1,499.90	1,500.00	392.35	1,283.90	0.00	216.10	14.4
304-03	RODENT CONTROL	0.00	0.00	0.00	0.00	0.00	0.00	0.0
304-04	MISC SUPPLIES	1,265.96	16,000.00	131.72	12,872.85	0.00	3,127.15	19.5
305-01	JANITOR SUPPLIES	0.00	1,250.00	0.00	46.04	0.00	1,203.96	96.3
305-02	BUILDING REPAIR PARTS / PLUMBING	10,337.77	12,500.00	442.00	10,319.62	0.00	2,180.38	17.4
305-03	TOOLS - BUILDING / LAND MAINT	5,914.22	11,000.00	247.09	7,789.24	0.00	3,210.76	29.1
305-04	LANDSCAPE	2,751.36	3,000.00	248.64	2,648.84	0.00	351.16	11.7
306-01	GAS / OIL - VEHICLE	26,548.36	35,000.00	0.00	34,709.98	0.00	290.02	0.8
306-02	VEHICLE / EQUIP REPAIR PARTS	39,502.09	45,000.00	2,290.10	34,455.45	0.00	10,544.55	23.4
306-03	TOOLS - VEHICLE / EQUIP MAINT	2,966.67	6,500.00	447.26	3,925.98	0.00	2,574.02	39.6
307-01	ASPHALT PATCH	0.00	0.00	0.00	0.00	0.00	0.00	0.0
307-02	ROCK	0.00	1,000.00	544.00	544.00	0.00	456.00	45.6

THIS MONTH'S EXPENSE REPORT

OCTOBER 31, 2026

ACCOUNT NUMBER	DESCRIPTION	LAST YEAR ACTUAL	THIS YEAR BUDGET	TRANSACTIONS MONTH-TO-DATE	TRANSACTIONS YEAR-TO-DATE	ENCUMBERED BALANCE	AVAILABLE BALANCE	% AVAIL
(01) GENERAL FUND								
(20) PUBLIC WORKS								
	COMMODITIES							
307-03	SAND / SALT	47,176.95	35,000.00	0.00	2,281.00	0.00	32,719.00	93.4
307-05	SIGNS	5,419.00	10,000.00	151.25	11,452.44	0.00	1,452.44-	<14.5>
307-06	TRAFFIC PAINT	0.00	1,000.00	0.00	327.57	0.00	672.43	67.2
307-07	PARK MAINTENANCE	0.00	0.00	0.00	0.00	0.00	0.00	0.0
307-08	OTHER STREET MAINTENANCE	0.00	0.00	0.00	0.00	0.00	0.00	0.0
	TOTAL COMMODITIES	154,257.39	196,500.00	5,102.67	133,597.71	0.00	62,902.29	32.0
	CAPITAL OUTLAY							
401-01	OFFICE MACHINES	0.00	0.00	0.00	0.00	0.00	0.00	0.0
401-02	OFFICE FURNISHINGS	0.00	0.00	0.00	0.00	0.00	0.00	0.0
402-03	COMPUTER SYSTEMS	32,066.60	0.00	0.00	0.00	0.00	0.00	0.0
403-03	PUBLIC WORKS VEHICLES	0.00	0.00	0.00	0.00	0.00	0.00	0.0
403-06	PUBLIC WORKS - OTHER EQUIPMENT	25,785.58	0.00	0.00	0.00	0.00	0.00	0.0
404-04	RADIOS	45,000.00	0.00	0.00	0.00	0.00	0.00	0.0
407-05	CONTINGENCY	0.00	0.00	0.00	0.00	0.00	0.00	0.0
	TOTAL CAPITAL OUTLAY	102,852.18	0.00	0.00	0.00	0.00	0.00	
	TOTAL PUBLIC WORKS	2,683,455.67	2,522,632.00	178,263.62	1,989,070.14	0.00	533,561.86	21.1
(23) COMMUNITY DEVELOPMENT								
	PERSONNEL SERVICES							
101-01	FULL TIME SALARIES	570,125.11	625,000.00	48,158.96	501,289.64	0.00	123,710.36	19.7
101-02	PART TIME SALARIES	0.00	0.00	0.00	0.00	0.00	0.00	0.0
101-04	OVERTIME SALARIES	3,402.78	1,250.00	744.40	3,857.60	0.00	2,607.60-	<208.6>
101-07	ICMA EMPLOYER MATCH	0.00	0.00	0.00	0.00	0.00	0.00	0.0
102-01	HEALTH / LIFE	110,031.01	110,000.00	10,093.50	97,514.15	0.00	12,485.85	11.3
102-02	SOCIAL SECURITY	41,510.46	50,000.00	3,507.44	36,368.27	0.00	13,631.73	27.2
102-03	KPERS	66,386.66	75,000.00	6,339.82	57,819.73	0.00	17,180.27	22.9
102-04	EMPLOYMENT SECURITY	585.63	750.00	45.66	479.79	0.00	270.21	36.0
102-05	WORKERS COMPENSATION	4,000.88	3,000.00	0.00	3,791.55	0.00	791.55-	<26.3>
102-06	CITY PENSION	7,176.11	13,000.00	995.04	8,328.87	0.00	4,671.13	35.9
102-07	ADMIN CHGS/CITY PENSION	0.00	0.00	0.00	0.00	0.00	0.00	0.0
	TOTAL PERSONNEL SERVICES	803,218.64	878,000.00	69,884.82	709,449.60	0.00	168,550.40	19.1
	CONTRACTUAL SERVICES							
201-08	TELEPHONE	1,858.35	2,000.00	20.46	1,318.21	0.00	681.79	34.0
202-02	COMMERCIAL TRAVEL	394.36	1,000.00	0.00	679.96	0.00	320.04	32.0
202-03	LODGING/MEALS	1,340.59	2,000.00	0.00	620.25	0.00	1,379.75	68.9
202-04	PARKING/TOLLS	85.00	50.00	0.00	55.46	0.00	5.46-	<10.9>
202-05	MILEAGE	149.56	150.00	0.00	215.62	0.00	65.62-	<43.7>
203-01	REGISTRATION/TUITION	2,183.99	2,500.00	318.35	1,642.54	0.00	857.46	34.2
203-02	PLANNING COMMISSION	0.00	0.00	0.00	0.00	0.00	0.00	0.0
203-03	TUITION REIMBURSEMENT	0.00	0.00	0.00	150.00	0.00	150.00-	
204-01	ADVERTISING	0.00	0.00	0.00	462.61	0.00	462.61-	
205-01	INSURANCE	0.00	0.00	0.00	0.00	0.00	0.00	0.0
205-02	NOTARY BONDS	0.00	100.00	0.00	196.95	0.00	96.95-	<96.9>
206-01	PROFESSIONAL ORGANIZATIONS	3,006.32	3,000.00	0.00	5,425.09	0.00	2,425.09-	<80.8>
206-03	PERIODICALS/BOOKS	687.50	2,000.00	1,205.21	2,739.70	0.00	739.70-	<36.9>
206-04	LEGAL PUBLICATIONS	405.89	350.00	0.00	303.22	0.00	46.78	13.3
206-05	PROFESSIONAL SERVICES	105,868.10	100,000.00	4,575.00	37,707.33	0.00	62,292.67	62.2
206-06	LAND USE ATTORNEY SERVICES	32,232.79	25,000.00	0.00	709.75	0.00	24,290.25	97.1

THIS MONTH'S EXPENSE REPORT

OCTOBER 31, 2026

ACCOUNT NUMBER	DESCRIPTION	LAST YEAR ACTUAL	THIS YEAR BUDGET	TRANSACTIONS MONTH-TO-DATE	TRANSACTIONS YEAR-TO-DATE	ENCUMBERED BALANCE	AVAILABLE BALANCE	% AVAIL
(01) GENERAL FUND								
(23) COMMUNITY DEVELOPMENT								
	CONTRACTUAL SERVICES							
206-08	JO CO PLAN/INSP EXPENSES	0.00	0.00	0.00	0.00	0.00	0.00	0.0
207-03	ENGINEER/ARCHITECT SERVICES	18,270.41	25,000.00	8,467.90	20,787.94	0.00	4,212.06	16.8
207-04	HOUSING PROJECT-LOAN IMPROVEME	0.00	0.00	0.00	0.00	0.00	0.00	0.0
207-07	PRE-EMPLOYMENT TESTING	648.07	0.00	0.00	293.64	0.00	293.64-	
208-04	PUBLIC RELATIONS	980.85	700.00	173.63	381.63	0.00	318.37	45.4
208-05	MEETING EXPENSE	80.98	250.00	0.00	0.00	0.00	250.00	100.0
208-13	EMPLOYEE RECOGNITION	55.75	200.00	0.00	0.00	0.00	200.00	100.0
212-06	SERVICE CONTRACTS	4,914.41	0.00	19.00	321.92	0.00	321.92-	
212-07	VEHICLE MAINTENANCE	0.00	250.00	136.47	422.20	0.00	172.20-	<68.8>
214-03	PRINTING	367.79	1,250.00	0.00	121.77	0.00	1,128.23	90.2
214-04	COMPUTER SERVICES	30,834.07	34,000.00	9.00	35,647.48	0.00	1,647.48-	<4.8>
215-03	MISCELLANEOUS	1,803.72	1,000.00	0.00	354.58	0.00	645.42	64.5
216-01	NUISANCE ABATEMENT	31,172.88	30,000.00	2,480.00	17,495.25	0.00	12,504.75	41.6
216-02	FIRE DEPARTMENT DUES	0.00	0.00	0.00	0.00	0.00	0.00	0.0
216-04	MISSION POSSIBLE PROGRAM	22,107.50	25,000.00	526.70	11,492.56	0.00	13,507.44	54.0
216-06	NEIGHBORHOOD GRANT PROGRAM	4,186.91	5,000.00	719.84	1,903.48	0.00	3,096.52	61.9
216-07	BUSINESS IMPROVEMENT GRANT	10,000.00	0.00	0.00	0.00	0.00	0.00	0.0
216-09	CITIZEN REBATE PROGRAM	22,950.02	40,000.00	0.00	44,057.93	0.00	4,057.93-	<10.1>
216-11	JOHNSON COUNTY UTILITY ASSISTA	5,500.00	5,500.00	0.00	5,500.00	0.00	0.00	0.0
216-12	STORMWATER BMP	1,569.37	4,000.00	0.00	1,534.50	0.00	2,465.50	61.6
	TOTAL CONTRACTUAL SERVICES	303,655.18	310,300.00	18,651.56	192,541.57	0.00	117,758.43	37.9
	COMMODITIES							
301-01	OFFICE SUPPLIES	902.58	1,500.00	18.98	909.11	0.00	590.89	39.3
301-02	CITY MAPS	0.00	0.00	0.00	0.00	0.00	0.00	0.0
301-03	CLOTHING	1,534.94	500.00	0.00	49.54	0.00	450.46	90.0
301-04	POSTAGE	4,128.71	7,500.00	0.00	5,412.23	0.00	2,087.77	27.8
301-05	PRINTED FORMS	0.00	0.00	0.00	0.00	0.00	0.00	0.0
304-04	MISC SUPPLIES	5.27	0.00	0.00	0.00	0.00	0.00	0.0
306-01	GAS/OIL	1,189.97	1,500.00	216.44	1,337.92	0.00	162.08	10.8
	TOTAL COMMODITIES	7,761.47	11,000.00	235.42	7,708.80	0.00	3,291.20	29.9
	CAPITAL OUTLAY							
401-01	OFFICE MACHINES	120.48	0.00	0.00	0.00	0.00	0.00	0.0
401-02	OFFICE FURNISHINGS	0.00	0.00	0.00	0.00	0.00	0.00	0.0
402-03	COMPUTER SYSTEMS	0.00	0.00	0.00	0.00	0.00	0.00	0.0
403-06	OTHER EQUIPMENT	0.00	0.00	0.00	0.00	0.00	0.00	0.0
407-05	CONTINGENCY	0.00	0.00	0.00	0.00	0.00	0.00	0.0
	TOTAL CAPITAL OUTLAY	120.48	0.00	0.00	0.00	0.00	0.00	
	TOTAL COMMUNITY DEVELOPMENT	1,114,755.77	1,199,300.00	88,771.80	909,699.97	0.00	289,600.03	24.1
(25) POOL								
	PERSONNEL SERVICES							
101-01	FULL TIME SALARIES	30,976.60	32,000.00	2,370.80	24,863.40	0.00	7,136.60	22.3
101-02	PART TIME SALARIES	156,477.40	185,000.00	0.00	160,879.12	0.00	24,120.88	13.0
101-03	OTHER PART TIME	0.00	0.00	0.00	0.00	0.00	0.00	0.0
101-04	OVERTIME SALARIES	255.50	2,000.00	0.00	492.06	0.00	1,507.94	75.3
102-01	HEALTH / LIFE	6,038.53	6,200.00	526.96	5,269.60	0.00	930.40	15.0
102-02	SOCIAL SECURITY	14,205.69	17,000.00	168.44	14,118.55	0.00	2,881.45	16.9
102-03	KPERS	3,316.20	3,250.00	251.06	2,632.95	0.00	617.05	18.9

THIS MONTH'S EXPENSE REPORT

OCTOBER 31, 2026

ACCOUNT NUMBER	DESCRIPTION	LAST YEAR ACTUAL	THIS YEAR BUDGET	TRANSACTIONS MONTH-TO-DATE	TRANSACTIONS YEAR-TO-DATE	ENCUMBERED BALANCE	AVAILABLE BALANCE	% AVAIL
(01) GENERAL FUND								
(25) POOL								
	PERSONNEL SERVICES							
102-04	EMPLOYMENT SECURITY	203.91	300.00	2.20	185.17	0.00	114.83	38.2
102-05	WORKERS COMPENSATION	2,625.58	2,000.00	0.00	2,488.20	0.00	488.20-	<24.4>
102-06	CITY PENSION	622.20	650.00	47.42	550.46	0.00	99.54	15.3
	TOTAL PERSONNEL SERVICES	214,721.61	248,400.00	3,366.88	211,479.51	0.00	36,920.49	14.8
	CONTRACTUAL SERVICES							
201-01	ELECTRICITY	17,074.15	17,000.00	2,342.73	15,966.05	0.00	1,033.95	6.0
201-03	GAS	0.00	0.00	0.00	0.00	0.00	0.00	0.0
201-05	WATER AND SEWER	69,509.92	60,000.00	5,792.13	49,531.58	0.00	10,468.42	17.4
201-07	TRASH	389.32	0.00	232.26	552.26	0.00	552.26-	
201-08	PHONE	0.00	0.00	0.00	0.00	0.00	0.00	0.0
203-03	STAFF TRAINING	1,269.00	1,500.00	0.00	768.00	0.00	732.00	48.8
203-04	WORKMAN'S COMP CLAIMS	0.00	0.00	0.00	0.00	0.00	0.00	0.0
204-01	MARKETING/REGISTRATION MTLS	1,098.65	1,500.00	60.16	1,340.02	0.00	159.98	10.6
205-01	INSURANCE - BLDG, EQUIPMENT	7,426.25	4,500.00	0.00	4,458.96	0.00	41.04	0.9
207-07	PRE-EMPLOYMENT EXAMS	3,619.60	4,000.00	0.00	3,359.92	0.00	640.08	16.0
208-13	EMPLOYEE RECOGNITION	478.05	1,000.00	0.00	907.35	0.00	92.65	9.2
210-01	MAINT BLDG / LAND	4,657.50	0.00	0.00	300.00	0.00	300.00-	
212-05	OTHER EQUIPMENT / REPAIRS	7,885.40	0.00	0.00	346.61	0.00	346.61-	
213-02	RENTAL AGREEMENTS	0.00	1,000.00	0.00	0.00	0.00	1,000.00	100.0
214-05	COMPUTER SERVICES	0.00	0.00	0.00	0.00	0.00	0.00	0.0
214-10	POOL TAGS	0.00	0.00	0.00	0.00	0.00	0.00	0.0
214-12	MISSION SWIM TEAM	3,000.00	3,000.00	0.00	3,000.00	0.00	0.00	0.0
215-02	CONTRACT SERV/MAINT AGREEM	20,688.18	16,000.00	0.00	12,244.37	0.00	3,755.63	23.4
215-05	CONSULTANTS/INSTRUCTORS	0.00	0.00	0.00	0.00	0.00	0.00	0.0
	TOTAL CONTRACTUAL SERVICES	137,096.02	109,500.00	8,427.28	92,775.12	0.00	16,724.88	15.2
	COMMODITIES							
301-01	OFFICE SUPPLIES	515.06	500.00	0.00	348.03	0.00	151.97	30.3
301-02	CLOTHING	4,589.12	5,000.00	0.00	3,834.66	0.00	1,165.34	23.3
301-03	FOOD SERVICE	20,958.06	27,000.00	14.84	24,544.57	0.00	2,455.43	9.0
301-04	PRINTING	0.00	500.00	0.00	32.00	0.00	468.00	93.6
301-08	EQUIPMENT & SUPPLIES	6,410.91	5,500.00	0.00	1,986.24	0.00	3,513.76	63.8
303-04	SAFETY SUPPLIES	1,294.03	1,000.00	0.00	1,408.66	0.00	408.66-	<40.8>
304-02	CLEANING CHEMICALS	49.90	0.00	0.00	12.31	0.00	12.31-	
304-04	MISC SUPPLIES	0.00	0.00	0.00	0.00	0.00	0.00	0.0
304-05	POOL CHEMICALS	22,191.56	23,100.00	0.00	18,641.50	0.00	4,458.50	19.3
305-05	REPAIR / PARTS MAINTENANCE	5,255.35	6,000.00	0.00	4,907.46	0.00	1,092.54	18.2
	TOTAL COMMODITIES	61,263.99	68,600.00	14.84	55,715.43	0.00	12,884.57	18.7
	CAPITAL OUTLAY							
407-01	EQUIPMENT / REPLACEMENT	0.00	0.00	0.00	0.00	0.00	0.00	0.0
407-02	FILTER ELEMENTS	0.00	0.00	0.00	0.00	0.00	0.00	0.0
407-03	POOL IMP/REPAIR/DESIGN	0.00	0.00	0.00	0.00	0.00	0.00	0.0
407-05	CONTINGENCY	0.00	0.00	0.00	0.00	0.00	0.00	0.0
	TOTAL CAPITAL OUTLAY	0.00	0.00	0.00	0.00	0.00	0.00	
	TOTAL POOL	413,081.62	426,500.00	11,809.00	359,970.06	0.00	66,529.94	15.5
(27) COMMUNITY CENTER								

THIS MONTH'S EXPENSE REPORT

OCTOBER 31, 2026

ACCOUNT NUMBER	DESCRIPTION	LAST YEAR ACTUAL	THIS YEAR BUDGET	TRANSACTIONS MONTH-TO-DATE	TRANSACTIONS YEAR-TO-DATE	ENCUMBERED BALANCE	AVAILABLE BALANCE	% AVAIL
(01) GENERAL FUND								
(27) COMMUNITY CENTER								
	PERSONNEL SERVICES							
101-01	FULL TIME SALARIES	731,836.90	814,000.00	62,924.19	643,000.70	0.00	170,999.30	21.0
101-02	PART TIME SALARIES	734,736.20	705,000.00	50,837.39	674,359.05	0.00	30,640.95	4.3
101-03	OTHER PART TIME	0.00	0.00	0.00	0.00	0.00	0.00	0.0
101-04	OVERTIME SALARIES	388.49-	2,500.00	0.00	2,905.22	0.00	405.22-	<16.2>
102-01	HEALTH / LIFE	145,154.49	191,000.00	14,904.33	161,027.06	0.00	29,972.94	15.6
102-02	SOCIAL SECURITY	108,423.35	120,000.00	7,780.20	97,185.33	0.00	22,814.67	19.0
102-03	KPERS	79,070.85	78,000.00	5,656.61	70,527.25	0.00	7,472.75	9.5
102-04	EMPLOYMENT SECURITY	1,661.57	2,000.00	110.22	1,269.84	0.00	730.16	36.5
102-05	WORKERS COMPENSATION	7,885.95	6,500.00	0.00	8,625.75	0.00	2,125.75-	<32.7>
102-06	CITY PENSION	12,333.44	17,500.00	1,365.14	12,700.29	0.00	4,799.71	27.4
102-07	ADMISTRATIVE CHGS / PENSION	0.00	0.00	0.00	0.00	0.00	0.00	0.0
	TOTAL PERSONNEL SERVICES	1,820,714.26	1,936,500.00	143,578.08	1,671,600.49	0.00	264,899.51	13.6
	CONTRACTUAL SERVICES							
201-01	ELECTRIC	114,346.24	135,000.00	14,236.21	95,582.52	0.00	39,417.48	29.1
201-03	GAS	34,920.32	45,000.00	1,377.29	31,288.59	0.00	13,711.41	30.4
201-04	UTILITIES - WTR DIST BLDG	0.00	0.00	0.00	0.00	0.00	0.00	0.0
201-05	WATER AND SEWER	48,573.54	50,000.00	5,534.79	41,472.62	0.00	8,527.38	17.0
201-07	TRASH SERVICE	7,992.72	8,925.00	1,422.92	7,057.80	0.00	1,867.20	20.9
201-08	TELEPHONE	9,896.14	9,000.00	175.40	6,256.65	0.00	2,743.35	30.4
202-02	TRAVEL / COMMERCIAL	1,265.47	1,500.00	45.00	1,076.70	0.00	423.30	28.2
202-03	LODGING / MEALS	3,874.00	3,000.00	0.00	1,863.31	0.00	1,136.69	37.8
202-04	PARKING / TOLLS	45.00	50.00	0.00	10.96	0.00	39.04	78.0
202-05	MILEAGE - STAFF	557.89	750.00	75.69	920.50	0.00	170.50-	<22.7>
203-01	REGISTRATION / TUITION	4,092.90	3,000.00	0.00	2,867.00	0.00	133.00	4.4
203-02	STAFF TRAINING	4,972.80	4,900.00	380.00	4,046.00	0.00	854.00	17.4
203-03	TUITION REIMBURSEMENT	1,023.00	0.00	0.00	0.00	0.00	0.00	0.0
203-04	WORKMAN'S COMP CLAIMS	0.00	0.00	0.00	0.00	0.00	0.00	0.0
204-01	MARKETING / PUBLIC RELATIONS	33,809.33	53,000.00	3,012.62	39,103.86	0.00	13,896.14	26.2
205-01	INSURANCE - BLDG,EQUIPMENT	120,504.33	72,000.00	0.00	72,374.43	0.00	374.43-	<0.5>
205-02	NOTARY BONDS	0.00	0.00	0.00	0.00	0.00	0.00	0.0
206-01	PROFESSIONAL ORGANIZATIONS	2,973.38	3,000.00	0.00	299.58	0.00	2,700.42	90.0
206-03	PERIODICALS/BOOKS/PUBLICATIONS	0.00	0.00	0.00	0.00	0.00	0.00	0.0
206-05	PROFESSIONAL SERVICES	0.00	2,000.00	0.00	0.00	0.00	2,000.00	100.0
207-07	PRE-EMPLOYMENT/DRUG TESTING	6,673.44	8,000.00	545.76	7,065.62	0.00	934.38	11.6
208-13	EMPLOYEE RECOGNITION	4,356.57	5,500.00	259.87	4,209.38	0.00	1,290.62	23.4
210-01	MAINT - BLDG / LAND	20,131.25	25,000.00	655.63	29,530.87	0.00	4,530.87-	<18.1>
212-05	EQUIPMENT / REPAIRS	13,314.90	10,000.00	1,180.74	12,996.74	0.00	2,996.74-	<29.9>
212-07	VEHICLE MAINTENANCE	0.00	500.00	262.77	515.03	0.00	15.03-	<3.0>
213-02	RENTAL EQUIPMENT	10,063.60	15,000.00	866.52	5,231.78	0.00	9,768.22	65.1
214-03	PRINTING	23,438.17	27,500.00	0.00	29,676.32	0.00	2,176.32-	<7.9>
214-05	COMPUTER SERV/SOFTWARE	23,355.98	20,000.00	640.00	15,132.03	0.00	4,867.97	24.3
214-10	REGISTRATION MATERIALS	0.00	0.00	0.00	0.00	0.00	0.00	0.0
214-11	SPECIAL PROGRAMS	23,200.39	27,000.00	1,148.67	14,242.33	0.00	12,757.67	47.2
214-12	SWIM PROGRAMS	882.75	1,000.00	0.00	2,529.71	0.00	1,529.71-	<152.9>
214-13	MISSION SUMMER PROGRAM	36,179.55	46,000.00	0.00	39,991.24	0.00	6,008.76	13.0
215-01	SEASONAL PROGRAMS	41,429.48	45,000.00	2,100.04	35,568.34	0.00	9,431.66	20.9
215-02	CONTRACT SER / MAINT AGREEMENTS	85,246.67	90,000.00	16,413.10	135,114.40	0.00	45,114.40-	<50.1>
215-03	MISC	0.00	0.00	0.00	0.00	0.00	0.00	0.0
215-04	FIELD TRIPS	0.00	0.00	0.00	0.00	0.00	0.00	0.0
215-05	CONTRACT INSTRUCTORS	123,032.10	125,000.00	8,051.30	111,292.80	0.00	13,707.20	10.9
215-06	TRANSPORTATION SERVICES	15,493.52	18,375.00	2,190.55	12,253.29	0.00	6,121.71	33.3
215-10	BEVERLY PARKING LOT LEASE	0.00	0.00	0.00	0.00	0.00	0.00	0.0
	TOTAL CONTRACTUAL SERVICES	815,645.43	855,000.00	60,574.87	759,570.40	0.00	95,429.60	11.1
	COMMODITIES							

THIS MONTH'S EXPENSE REPORT

OCTOBER 31, 2026

ACCOUNT NUMBER	DESCRIPTION	LAST YEAR ACTUAL	THIS YEAR BUDGET	TRANSACTIONS MONTH-TO-DATE	TRANSACTIONS YEAR-TO-DATE	ENCUMBERED BALANCE	AVAILABLE BALANCE	% AVAIL
(01) GENERAL FUND								
(27) COMMUNITY CENTER								
	COMMODITIES							
301-01	OFFICE SUPPLIES	2,495.66	5,000.00	255.69	2,107.80	0.00	2,892.20	57.8
301-02	CLOTHING	5,313.94	9,000.00	1,049.00	3,926.18	0.00	5,073.82	56.3
301-03	COFFEE SUPPLIES INTERNAL EVENT	739.31	2,625.00	0.00	276.88	0.00	2,348.12	89.4
301-04	POSTAGE	4,923.82	8,500.00	221.30	6,278.86	0.00	2,221.14	26.1
301-05	PRINTING	639.00	1,250.00	0.00	0.00	0.00	1,250.00	100.0
301-08	EQUIPMENT & SUPPLIES	32,033.61	36,750.00	1,096.32	29,284.20	0.00	7,465.80	20.3
301-09	PROGRAM SUPPLIES	10,661.74	15,750.00	62.08	12,336.97	0.00	3,413.03	21.6
303-04	SAFETY SUPPLIES	1,615.24	3,500.00	10.88	2,471.55	0.00	1,028.45	29.3
304-02	CLEANING SUPPLIES	8,806.38	10,000.00	78.26	7,790.16	0.00	2,209.84	22.0
304-04	MISC SUPPLIES	816.11	0.00	0.00	148.70	0.00	148.70-	
304-05	POOL CHEMICALS	16,780.63	19,425.00	1,794.60	18,692.72	0.00	732.28	3.7
305-05	BLDG MAINT / REPAIR / PARTS	18,389.27	15,000.00	559.84	14,498.84	0.00	501.16	3.3
306-01	GAS / OIL - VEHICLE	0.00	0.00	0.00	0.00	0.00	0.00	0.0
306-02	VEHICLE/EQUIP REPAIR PARTS	0.00	0.00	55.95	55.95	0.00	55.95-	
	TOTAL COMMODITIES	103,214.71	126,800.00	5,183.92	97,868.81	0.00	28,931.19	22.8
	CAPITAL OUTLAY							
407-01	EQPT AND EQPT REPLACEM	0.00	0.00	0.00	0.00	0.00	0.00	0.0
407-03	CONSTRUCTION/REPAIR	0.00	0.00	0.00	0.00	0.00	0.00	0.0
407-05	CONTINGENCY	0.00	0.00	0.00	0.00	0.00	0.00	0.0
407-07	MORROW TRUST - DO NOT USE!	0.00	0.00	0.00	0.00	0.00	0.00	0.0
	TOTAL CAPITAL OUTLAY	0.00	0.00	0.00	0.00	0.00	0.00	
	TOTAL COMMUNITY CENTER	2,739,574.40	2,918,300.00	209,336.87	2,529,039.70	0.00	389,260.30	13.3
(30) POLICE DEPARTMENT								
	PERSONNEL SERVICES							
101-01	FULL TIME SALARIES	2,760,908.18	3,013,654.00	242,186.74	2,398,259.13	0.00	615,394.87	20.4
101-02	PART TIME SALARIES	0.00	0.00	0.00	0.00	0.00	0.00	0.0
101-04	OVERTIME SALARIES	282,186.50	300,000.00	16,124.88	226,223.86	0.00	73,776.14	24.5
101-05	OVERTIME SALARIES (COURT)	8,274.56	5,000.00	532.86	2,736.78	0.00	2,263.22	45.2
102-01	HEALTH / LIFE	439,555.80	415,000.00	52,528.62	429,135.48	0.00	14,135.48-	<3.4>
102-02	SOCIAL SECURITY	220,746.51	230,000.00	18,558.70	189,236.23	0.00	40,763.77	17.7
102-03	KPERS	14,815.16	15,000.00	1,104.22	11,430.32	0.00	3,569.68	23.7
102-04	EMPLOYMENT SECURITY	3,132.88	4,000.00	242.59	2,509.42	0.00	1,490.58	37.2
102-05	WORKERS COMPENSATION	21,004.58	17,500.00	0.00	19,905.59	0.00	2,405.59-	<13.7>
102-06	CITY PENSION	2,185.91	2,800.00	116.94	1,235.29	0.00	1,564.71	55.8
102-07	KP&F RETIREMENT	691,167.12	700,000.00	56,638.96	569,687.14	0.00	130,312.86	18.6
102-08	NEACC MONEY PURCH PLN	0.00	0.00	0.00	0.00	0.00	0.00	0.0
102-09	ADMIN CHGS 125 PLAN	0.00	0.00	0.00	0.00	0.00	0.00	0.0
	TOTAL PERSONNEL SERVICES	4,443,977.20	4,702,954.00	388,034.51	3,850,359.24	0.00	852,594.76	18.1
	CONTRACTUAL SERVICES							
201-01	ELECTRIC	0.00	0.00	0.00	0.00	0.00	0.00	0.0
201-03	GAS	0.00	0.00	0.00	0.00	0.00	0.00	0.0
201-05	WATER AND SEWER	0.00	0.00	0.00	0.00	0.00	0.00	0.0
201-08	TELEPHONE	29,166.39	33,600.00	1,892.60	21,899.90	0.00	11,700.10	34.8
202-02	COMMERCIAL TRAVEL	1,255.83	4,500.00	0.00	832.07	0.00	3,667.93	81.5
202-03	LODGING / MEALS	11,115.09	15,000.00	3,841.71	8,912.10	0.00	6,087.90	40.5
202-04	PARKING / TOLLS / MISC	214.96	300.00	0.00	267.46	0.00	32.54	10.8
202-05	MILEAGE REIMBURSEMENT	305.20	1,500.00	0.00	4,375.61	0.00	2,875.61-	<191.7>

THIS MONTH'S EXPENSE REPORT

OCTOBER 31, 2026

ACCOUNT NUMBER	DESCRIPTION	LAST YEAR ACTUAL	THIS YEAR BUDGET	TRANSACTIONS MONTH-TO-DATE	TRANSACTIONS YEAR-TO-DATE	ENCUMBERED BALANCE	AVAILABLE BALANCE	% AVAIL
(01) GENERAL FUND								
(30) POLICE DEPARTMENT								
	CONTRACTUAL SERVICES							
203-01	REGISTRATION / TUITION / OTHER	20,772.58	22,500.00	1,470.00	9,950.85	0.00	12,549.15	55.7
203-02	FIRING RANGE	10,843.88	13,000.00	7,783.15	9,284.99	0.00	3,715.01	28.5
203-03	TUITION REIMBURSEMENT	33.35-	0.00	0.00	0.00	0.00	0.00	0.0
203-04	TRAINING / JUNIOR COLLEGE	1,850.81	0.00	0.00	0.00	0.00	0.00	0.0
204-01	ADVERTISING - CLASSIFIED	212.76	0.00	0.00	0.00	0.00	0.00	0.0
205-01	INSURANCE - BLDG, EQUIPMENT	81,712.32	50,000.00	0.00	49,076.40	0.00	923.60	1.8
205-02	NOTARY BONDS	0.00	50.00	0.00	0.00	0.00	50.00	100.0
206-01	PROFESSIONAL ORGANIZATIONS	2,235.00	3,500.00	50.00	1,180.00	0.00	2,320.00	66.2
206-03	PERIODICALS/BOOKS/PUBLICATIONS	1,138.51	2,200.00	0.00	1,392.64	0.00	807.36	36.6
206-05	PROFESSIONAL SERVICES	2,020.00	5,000.00	100.00	580.00	0.00	4,420.00	88.4
207-07	PRE - EMPLOYMENT EXAMS	8,841.20	8,000.00	1,502.52	7,226.46	0.00	773.54	9.6
208-04	PUBLIC RELATIONS	8,074.95	13,500.00	0.00	3,998.10	0.00	9,501.90	70.3
208-13	EMPLOYEE RECOGNITITON	3,793.97	2,500.00	69.10	1,632.49	0.00	867.51	34.7
210-01	DARE SPECIAL EXPENDITURES	0.00	0.00	0.00	0.00	0.00	0.00	0.0
210-02	JANITORIAL SERVICES	14,351.40	15,000.00	1,231.83	12,318.30	0.00	2,681.70	17.8
212-04	COMMUNICATIONS / RADIOS	4,097.36	5,000.00	0.00	1,195.05	0.00	3,804.95	76.0
212-05	OTHER EQUIP / RADAR / REPAIR / MI	7,876.76	10,000.00	972.12	8,326.17	0.00	1,673.83	16.7
212-06	SERVICE CONTRACTS / RENTALS	108,060.65	110,000.00	6,660.21	73,268.01	0.00	36,731.99	33.3
212-07	VEHICLE MAINTENANCE	81,551.35	80,000.00	1,768.45	51,624.81	0.00	28,375.19	35.4
213-02	EQUIPMENT RENTAL	6,292.64	8,000.00	169.42	4,921.35	0.00	3,078.65	38.4
213-03	UNIFORM DRY CLEANING	7,744.20	7,000.00	1,240.21	7,112.48	0.00	112.48-	<1.6>
214-02	VEHICLE REGISTRATION	444.28	600.00	0.00	637.28	0.00	37.28-	<6.2>
214-05	COMPUTER SERVICES	58,486.75	60,000.00	0.00	58,890.62	0.00	1,109.38	1.8
214-06	ANIMAL CONTROL / CARE	19,395.05	15,000.00	385.26	10,109.28	0.00	4,890.72	32.6
214-07	ANIMAL BOARDING FEE	0.00	0.00	0.00	0.00	0.00	0.00	0.0
214-08	PRISONER CARE	48,705.00	50,000.00	7,500.00	37,390.00	0.00	12,610.00	25.2
214-09	CRIME PREVENTION	0.00	500.00	0.00	0.00	0.00	500.00	100.0
214-10	DARE SUPPLIES	0.00	0.00	0.00	0.00	0.00	0.00	0.0
214-11	LOCAL LAW ENF BLK GRT EXP	0.00	0.00	0.00	0.00	0.00	0.00	0.0
214-12	BULLET PROOF VEST GRANT	0.00	0.00	0.00	0.00	0.00	0.00	0.0
214-13	JUVENILE INTAKE ASSESSM CNTR	0.00	0.00	0.00	0.00	0.00	0.00	0.0
215-03	MISCELLANEOUS	2,198.29	0.00	0.00	206.96	0.00	206.96-	
	TOTAL CONTRACTUAL SERVICES	542,723.83	536,250.00	36,636.58	386,609.38	0.00	149,640.62	27.9
	COMMODITIES							
301-01	OFFICE SUPPLIES	4,133.01	4,000.00	274.87	2,997.97	0.00	1,002.03	25.0
301-02	COPY MACHINE SUPPLIES	0.00	0.00	0.00	0.00	0.00	0.00	0.0
301-03	IMAGING	0.00	0.00	0.00	0.00	0.00	0.00	0.0
301-04	POSTAGE	77.84	400.00	35.90	114.51	0.00	285.49	71.3
301-05	PRINTED FORMS	1,095.00	2,000.00	75.00	170.00	0.00	1,830.00	91.5
301-06	OTHER OPERATING SUPPLIES	720.97	3,000.00	370.14	1,610.77	0.00	1,389.23	46.3
302-01	UNIFRMS / LTHR / PROTECT VESTS	25,828.85	42,000.00	911.61	23,693.87	0.00	18,306.13	43.5
302-02	EQUIPMENT - GENERAL	4,176.68	33,500.00	0.00	15,677.46	0.00	17,822.54	53.2
303-01	INVESTIGATION SUPPLIES	267.10	750.00	0.00	788.82	0.00	38.82-	<5.1>
303-02	PROPERTY AND EVIDENCE SPLS	1,463.65	3,500.00	0.00	1,897.52	0.00	1,602.48	45.7
303-03	BOOKING FACILITY SPLS	381.99	350.00	0.00	104.37	0.00	245.63	70.1
303-04	SAFETY SUPPLIES	0.00	0.00	0.00	0.00	0.00	0.00	0.0
305-01	JANITORIAL SUPPLIES	70.12	500.00	0.00	0.00	0.00	500.00	100.0
306-01	GAS / OIL - VEHICLE	44,755.44	50,000.00	6,247.01	45,220.81	0.00	4,779.19	9.5
306-02	FLEET TIRE REPLACEMENTS	3,267.00	10,000.00	0.00	2,877.25	0.00	7,122.75	71.2
306-03	EMERGENCY MANAGEMENT	1,900.00	4,500.00	0.00	0.00	0.00	4,500.00	100.0
	TOTAL COMMODITIES	88,137.65	154,500.00	7,914.53	95,153.35	0.00	59,346.65	38.4
	CAPITAL OUTLAY							
401-01	OFFICE MACHINES	0.00	0.00	0.00	0.00	0.00	0.00	0.0
402-02	OFFICE FURNISHINGS	590.00	0.00	0.00	853.00	0.00	853.00-	

THIS MONTH'S EXPENSE REPORT

OCTOBER 31, 2026

ACCOUNT NUMBER	DESCRIPTION	LAST YEAR ACTUAL	THIS YEAR BUDGET	TRANSACTIONS MONTH-TO-DATE	TRANSACTIONS YEAR-TO-DATE	ENCUMBERED BALANCE	AVAILABLE BALANCE	% AVAIL
(01) GENERAL FUND								
(30) POLICE DEPARTMENT								
	CAPITAL OUTLAY							
402-03	COMPUTER SYSTEMS	4,439.29	0.00	0.00	0.00	0.00	0.00	0.0
403-01	POLICE VEHICLES	62,005.00	0.00	0.00	0.00	0.00	0.00	0.0
404-03	HANDGUNS/SHOTGUNS	0.00	0.00	0.00	0.00	0.00	0.00	0.0
404-04	RADIOS	0.00	0.00	0.00	0.00	0.00	0.00	0.0
404-05	RADARS	0.00	0.00	0.00	0.00	0.00	0.00	0.0
404-06	OTHER EQUIPMENT	51,330.84	25,000.00	24,996.61	24,996.61	0.00	3.39	0.0
404-07	VIDEO RECORDER	0.00	53,000.00	53,345.50	106,691.00	0.00	53,691.00-	<101.3>
404-08	MOTORCYCLES	0.00	0.00	0.00	0.00	0.00	0.00	0.0
404-09	BICYCLE PATROL	0.00	0.00	0.00	0.00	0.00	0.00	0.0
406-01	KPERS BUYOUT	0.00	0.00	0.00	0.00	0.00	0.00	0.0
407-05	CONTINGENCY	0.00	0.00	0.00	0.00	0.00	0.00	0.0
	TOTAL CAPITAL OUTLAY	118,365.13	78,000.00	78,342.11	132,540.61	0.00	54,540.61-	<69.9>
	TOTAL POLICE DEPARTMENT	5,193,203.81	5,471,704.00	510,927.73	4,464,662.58	0.00	1,007,041.42	18.4
(90) EXPENDITURES								
808-01	DEBT SERVICE PRINCIPAL	0.00	0.00	0.00	0.00	0.00	0.00	0.0
808-02	DEBT SERVICE INTEREST	0.00	0.00	0.00	0.00	0.00	0.00	0.0
808-03	FINANCE PURCHASE-POLICE	0.00	0.00	0.00	0.00	0.00	0.00	0.0
	TOTAL	0.00	0.00	0.00	0.00	0.00	0.00	
	TOTAL EXPENDITURES	0.00	0.00	0.00	0.00	0.00	0.00	
	TOTAL GENERAL FUND	15,350,585.16	15,854,422.00	1,912,915.90	13,104,121.58	16,500.00	2,733,800.42	17.2
(02) CONDUIT ACCT								
(90) EXPENDITURES								
	COMMODITIES							
374-03	CLAIMS PAID	59,160.54	0.00	3,591.76	78,806.98	0.00	78,806.98-	
	TOTAL COMMODITIES	59,160.54	0.00	3,591.76	78,806.98	0.00	78,806.98-	
	TOTAL EXPENDITURES	59,160.54	0.00	3,591.76	78,806.98	0.00	78,806.98-	
	TOTAL CONDUIT ACCT	59,160.54	0.00	3,591.76	78,806.98	0.00	78,806.98-	
(03) SPECIAL HIGHWAY FUND								
(00) TRANSFERS AND RESERVES								
025-00	TRANSFER TO CIP FUND	0.00	0.00	0.00	0.00	0.00	0.00	0.0
	TOTAL	0.00	0.00	0.00	0.00	0.00	0.00	

THIS MONTH'S EXPENSE REPORT

OCTOBER 31, 2026

ACCOUNT NUMBER	DESCRIPTION	LAST YEAR ACTUAL	THIS YEAR BUDGET	TRANSACTIONS MONTH-TO-DATE	TRANSACTIONS YEAR-TO-DATE	ENCUMBERED BALANCE	AVAILABLE BALANCE	% AVAIL
(03) SPECIAL HIGHWAY FUND								
(00) TRANSFERS AND RESERVES								
TOTAL TRANSFERS AND RESERVES		0.00	0.00	0.00	0.00	0.00	0.00	
(20) PUBLIC WORKS								
	PERSONNEL SERVICES							
101-01	FULL TIME SALARIES	0.00	0.00	0.00	0.00	0.00	0.00	0.0
101-04	OVERTIME SALARIES	0.00	0.00	0.00	0.00	0.00	0.00	0.0
102-01	HEALTH / LIFE	0.00	0.00	0.00	0.00	0.00	0.00	0.0
102-02	SOCIAL SECURITY	0.00	0.00	0.00	0.00	0.00	0.00	0.0
102-03	KPERS	0.00	0.00	0.00	0.00	0.00	0.00	0.0
102-04	EMPLOYMENT SECURITY	0.00	0.00	0.00	0.00	0.00	0.00	0.0
102-05	WORKERS COMPENSATION	0.00	0.00	0.00	0.00	0.00	0.00	0.0
102-06	CITY PENSION	0.00	0.00	0.00	0.00	0.00	0.00	0.0
	TOTAL PERSONNEL SERVICES	0.00	0.00	0.00	0.00	0.00	0.00	
	CONTRACTUAL SERVICES							
206-05	PROFESSIONAL SERVICES	0.00	75,000.00	0.00	0.00	0.00	75,000.00	100.0
	TOTAL CONTRACTUAL SERVICES	0.00	75,000.00	0.00	0.00	0.00	75,000.00	100.0
	COMMODITIES							
307-01	ASPHALT PATCH	35,267.96	0.00	3,829.92	30,967.47	0.00	30,967.47-	
	TOTAL COMMODITIES	35,267.96	0.00	3,829.92	30,967.47	0.00	30,967.47-	
TOTAL PUBLIC WORKS		35,267.96	75,000.00	3,829.92	30,967.47	0.00	44,032.53	58.7
(90) EXPENDITURES								
801-01	CURBS/SIDEWALKS	0.00	0.00	0.00	0.00	0.00	0.00	0.0
801-02	CARS / MARTWAY - WOODSON-ROE DR	0.00	0.00	0.00	0.00	0.00	0.00	0.0
801-03	67TH / LAMAR - NALL (CARS)	0.00	0.00	0.00	0.00	0.00	0.00	0.0
801-04	GLENWOOD/SMPKWY SIGNAL	0.00	0.00	0.00	0.00	0.00	0.00	0.0
801-05	CARS/ROE/JO DR INTERCHANGE	0.00	0.00	0.00	0.00	0.00	0.00	0.0
801-06	TURKEY CREEK / LAMAR BRIDGE	0.00	0.00	0.00	0.00	0.00	0.00	0.0
801-07	61ST/METCALF SIGNAL	0.00	0.00	0.00	0.00	0.00	0.00	0.0
801-08	MISC PROJECTS	32,927.00	0.00	0.00	170,358.59	0.00	170,358.59-	
801-09	CARS/Martway:Lamar-Woodson	0.00	0.00	0.00	0.00	0.00	0.00	0.0
801-10	CARS/RoelandDr-JoDr/SMPKY	0.00	0.00	0.00	0.00	0.00	0.00	0.0
801-11	STREET REPAIR & MAINTENANCE	27,007.11	30,000.00	2,408.11	19,966.96	0.00	10,033.04	33.4
805-70	STREET PRESERVATION PROJECTS	221,300.00	215,000.00	0.00	0.00	0.00	215,000.00	100.0
808-01	DEBT SERVICE	0.00	0.00	0.00	0.00	0.00	0.00	0.0
	TOTAL	281,234.11	245,000.00	2,408.11	190,325.55	0.00	54,674.45	22.3
TOTAL EXPENDITURES		281,234.11	245,000.00	2,408.11	190,325.55	0.00	54,674.45	22.3
TOTAL SPECIAL HIGHWAY FUND		316,502.07	320,000.00	6,238.03	221,293.02	0.00	98,706.98	30.8
(08) MUNICIPAL COURT								
(30) POLICE DEPARTMENT								

THIS MONTH'S EXPENSE REPORT

OCTOBER 31, 2026

ACCOUNT NUMBER	DESCRIPTION	LAST YEAR ACTUAL	THIS YEAR BUDGET	TRANSACTIONS MONTH-TO-DATE	TRANSACTIONS YEAR-TO-DATE	ENCUMBERED BALANCE	AVAILABLE BALANCE	% AVAIL
(08) MUNICIPAL COURT								
(30) POLICE DEPARTMENT								
	COMMODITIES							
374-01	START CASH RET'D TO G.F.	0.00	0.00	0.00	0.00	0.00	0.00	0.0
374-03	CASH BONDS COLLECTED	83,516.00	0.00	5,977.00	64,011.00	0.00	64,011.00-	
374-05	MISC EXPENSE	0.00	0.00	0.00	378.08	0.00	378.08-	
	TOTAL COMMODITIES	83,516.00	0.00	5,977.00	64,389.08	0.00	64,389.08-	
	TOTAL POLICE DEPARTMENT	83,516.00	0.00	5,977.00	64,389.08	0.00	64,389.08-	
TOTAL MUNICIPAL COURT		83,516.00	0.00	5,977.00	64,389.08	0.00	64,389.08-	
(09) SPECIAL ALCOHOL PROGRAM								
(90) EXPENDITURES								
	PERSONNEL SERVICES							
101-01	FULL TIME SALARIES	0.00	0.00	0.00	0.00	0.00	0.00	0.0
101-02	PART TIME SALARIES	0.00	0.00	0.00	0.00	0.00	0.00	0.0
101-04	OVERTIME SALARIES	0.00	0.00	0.00	0.00	0.00	0.00	0.0
102-01	HEALTH / LIFE	0.00	0.00	0.00	0.00	0.00	0.00	0.0
102-02	SOCIAL SECURITY	0.00	0.00	0.00	0.00	0.00	0.00	0.0
102-04	EMPLOYMENT SECURITY	0.00	0.00	0.00	0.00	0.00	0.00	0.0
102-05	WORKERS COMPENSATION	0.00	0.00	0.00	0.00	0.00	0.00	0.0
102-07	KP&F RETIREMENT	0.00	0.00	0.00	0.00	0.00	0.00	0.0
	TOTAL PERSONNEL SERVICES	0.00	0.00	0.00	0.00	0.00	0.00	
	CONTRACTUAL SERVICES							
201-01	ALCOHOL PROGRAM	65,000.00	70,000.00	0.00	70,000.00	0.00	0.00	0.0
201-02	MENTAL HEALTH RESPONDER	37,105.03	90,000.00	8,120.74	60,747.57	0.00	29,252.43	32.5
214-10	DARE SUPPLIES	0.00	0.00	0.00	0.00	0.00	0.00	0.0
	TOTAL CONTRACTUAL SERVICES	102,105.03	160,000.00	8,120.74	130,747.57	0.00	29,252.43	18.2
	TOTAL EXPENDITURES	102,105.03	160,000.00	8,120.74	130,747.57	0.00	29,252.43	18.2
TOTAL SPECIAL ALCOHOL PROGRAM		102,105.03	160,000.00	8,120.74	130,747.57	0.00	29,252.43	18.2
(10) SPECIAL PARKS & REC FUND								
(00) TRANSFERS AND RESERVES								
004-00	PARK / REC FUND TRANSFER TO BLDG	0.00	0.00	0.00	0.00	0.00	0.00	0.0
	TOTAL	0.00	0.00	0.00	0.00	0.00	0.00	
	TOTAL TRANSFERS AND RESERVES	0.00	0.00	0.00	0.00	0.00	0.00	
(90) EXPENDITURES								
	CAPITAL OUTLAY							

THIS MONTH'S EXPENSE REPORT

OCTOBER 31, 2026

ACCOUNT NUMBER	DESCRIPTION	LAST YEAR ACTUAL	THIS YEAR BUDGET	TRANSACTIONS MONTH-TO-DATE	TRANSACTIONS YEAR-TO-DATE	ENCUMBERED BALANCE	AVAILABLE BALANCE	% AVAIL
(10) SPECIAL PARKS & REC FUND								
(90) EXPENDITURES								
	CAPITAL OUTLAY							
403-06	EQUIPMENT-CAPITAL LEASE OUTLAY	0.00	165,000.00	0.00	0.00	0.00	165,000.00	100.0
	TOTAL CAPITAL OUTLAY	0.00	165,000.00	0.00	0.00	0.00	165,000.00	100.0
807-01	PARKS IMPROVEMENT	0.00	0.00	0.00	0.00	0.00	0.00	0.0
807-02	STREAMWAY PARK EXTENSION	0.00	0.00	0.00	0.00	0.00	0.00	0.0
807-03	TREE PROGRAM	0.00	0.00	5,630.00	5,630.00	0.00	5,630.00-	
807-04	COMMUNITY CENTER PROGRAMS	0.00	0.00	0.00	0.00	0.00	0.00	0.0
807-05	MISCELLANEOUS EXPENSE	0.00	0.00	0.00	0.00	0.00	0.00	0.0
807-06	CELEBRATION TREE PROGRAM	0.00	5,000.00	0.00	50.00	0.00	4,950.00	99.0
808-01	DEBT SERVICE	39,769.98	47,510.06	3,593.32	35,101.65	0.00	12,408.41	26.1
808-02	DEBT SERVICE INTEREST	6,304.86	3,729.94	246.25	3,294.05	0.00	435.89	11.6
	TOTAL	46,074.84	56,240.00	9,469.57	44,075.70	0.00	12,164.30	21.6
	TOTAL EXPENDITURES	46,074.84	221,240.00	9,469.57	44,075.70	0.00	177,164.30	80.0
TOTAL SPECIAL PARKS & REC FUND		46,074.84	221,240.00	9,469.57	44,075.70	0.00	177,164.30	80.0
(11) BOND & INTEREST FUND								
(90) EXPENDITURES								
025-00	TRANSFER TO CIP FUND	0.00	0.00	0.00	0.00	0.00	0.00	0.0
	TOTAL	0.00	0.00	0.00	0.00	0.00	0.00	
	TOTAL EXPENDITURES	0.00	0.00	0.00	0.00	0.00	0.00	
TOTAL BOND & INTEREST FUND		0.00	0.00	0.00	0.00	0.00	0.00	
(14) ADSAP (ALCOHOL/DRUG SAFE)								
(30) POLICE DEPARTMENT								
811-01	ALCOHOL & DRUG PROGRAM	0.00	0.00	0.00	0.00	0.00	0.00	0.0
811-02	ADSAP ADMIN PURCHASES	0.00	0.00	0.00	0.00	0.00	0.00	0.0
	TOTAL	0.00	0.00	0.00	0.00	0.00	0.00	
	TOTAL POLICE DEPARTMENT	0.00	0.00	0.00	0.00	0.00	0.00	
TOTAL ADSAP (ALCOHOL/DRUG SAFE)		0.00	0.00	0.00	0.00	0.00	0.00	
(15) REINSTATEMENT FUND								
(30) POLICE DEPARTMENT								

THIS MONTH'S EXPENSE REPORT

OCTOBER 31, 2026

ACCOUNT NUMBER	DESCRIPTION	LAST YEAR ACTUAL	THIS YEAR BUDGET	TRANSACTIONS MONTH-TO-DATE	TRANSACTIONS YEAR-TO-DATE	ENCUMBERED BALANCE	AVAILABLE BALANCE	% AVAIL
(15) REINSTATEMENT FUND								
(30) POLICE DEPARTMENT								
	CONTRACTUAL SERVICES							
201-01	REINSTATEMENT - REMITTANCE	12,535.19	0.00	844.00	9,411.30	0.00	9,411.30-	
201-02	JUDICIAL SURCHARGE REMITTANCE	3,140.39	0.00	220.00	2,408.00	0.00	2,408.00-	
	TOTAL CONTRACTUAL SERVICES	15,675.58	0.00	1,064.00	11,819.30	0.00	11,819.30-	
	TOTAL POLICE DEPARTMENT	15,675.58	0.00	1,064.00	11,819.30	0.00	11,819.30-	
TOTAL REINSTATEMENT FUND		15,675.58	0.00	1,064.00	11,819.30	0.00	11,819.30-	
(16) SPEC LAW ENFORCEMENT TRST								
(30) POLICE DEPARTMENT								
	CONTRACTUAL SERVICES							
201-01	LAW ENFORCEMENT EXPENDITURES	7,803.81	0.00	0.00	0.00	0.00	0.00	0.0
	TOTAL CONTRACTUAL SERVICES	7,803.81	0.00	0.00	0.00	0.00	0.00	
	TOTAL POLICE DEPARTMENT	7,803.81	0.00	0.00	0.00	0.00	0.00	
TOTAL SPEC LAW ENFORCEMENT TRST		7,803.81	0.00	0.00	0.00	0.00	0.00	
(17) RESTRICTED FUNDS								
(30) POLICE DEPARTMENT								
	CONTRACTUAL SERVICES							
201-01	PROGRAM EXPENSE	66,150.75	0.00	0.00	44,996.75	0.00	44,996.75-	
201-03	INSURANCE PROCEEDS RELEASED	0.00	0.00	0.00	0.00	0.00	0.00	0.0
	TOTAL CONTRACTUAL SERVICES	66,150.75	0.00	0.00	44,996.75	0.00	44,996.75-	
	TOTAL POLICE DEPARTMENT	66,150.75	0.00	0.00	44,996.75	0.00	44,996.75-	
TOTAL RESTRICTED FUNDS		66,150.75	0.00	0.00	44,996.75	0.00	44,996.75-	
(18) SCHOOL DISTR SALES TAX								
(00) TRANSFERS AND RESERVES								
011-00	TRANSFER TO BOND & INTEREST	0.00	0.00	0.00	0.00	0.00	0.00	0.0
	TOTAL	0.00	0.00	0.00	0.00	0.00	0.00	
	TOTAL TRANSFERS AND RESERVES	0.00	0.00	0.00	0.00	0.00	0.00	
(30) POLICE DEPARTMENT								

THIS MONTH'S EXPENSE REPORT

OCTOBER 31, 2026

ACCOUNT NUMBER	DESCRIPTION	LAST YEAR ACTUAL	THIS YEAR BUDGET	TRANSACTIONS MONTH-TO-DATE	TRANSACTIONS YEAR-TO-DATE	ENCUMBERED BALANCE	AVAILABLE BALANCE	% AVAIL
(18) SCHOOL DISTR SALES TAX								
(30) POLICE DEPARTMENT								
	CONTRACTUAL SERVICES							
201-01	PROGRAM EXPENSE	0.00	0.00	0.00	0.00	0.00	0.00	0.0
	TOTAL CONTRACTUAL SERVICES	0.00	0.00	0.00	0.00	0.00	0.00	
	TOTAL POLICE DEPARTMENT	0.00	0.00	0.00	0.00	0.00	0.00	
TOTAL SCHOOL DISTR SALES TAX		0.00	0.00	0.00	0.00	0.00	0.00	
(19) MISSION BUSINESS DEVELOPMENT								
(00) TRANSFERS AND RESERVES								
033-00	TRANSFER TO FAMILY ADOPTION	25,000.00	0.00	0.00	0.00	0.00	0.00	0.0
	TOTAL	25,000.00	0.00	0.00	0.00	0.00	0.00	
	TOTAL TRANSFERS AND RESERVES	25,000.00	0.00	0.00	0.00	0.00	0.00	
(10) ADMINISTRATIVE SERVICES								
	PERSONNEL SERVICES							
101-02	PART TIME SALARIES	17,105.86	20,000.00	0.00	0.00	0.00	20,000.00	100.0
102-01	HEALTH/LIFE	0.00	0.00	0.00	0.00	0.00	0.00	0.0
102-02	SOCIAL SECURITY	0.00	0.00	0.00	0.00	0.00	0.00	0.0
102-03	KPERS	0.00	0.00	0.00	0.00	0.00	0.00	0.0
	TOTAL PERSONNEL SERVICES	17,105.86	20,000.00	0.00	0.00	0.00	20,000.00	100.0
	TOTAL ADMINISTRATIVE SERVICES	17,105.86	20,000.00	0.00	0.00	0.00	20,000.00	100.0
(30) POLICE DEPARTMENT								
	CONTRACTUAL SERVICES							
201-01	MCVB GENERAL EXPENSES	0.00	0.00	0.00	0.00	0.00	0.00	0.0
201-02	"BREAKFAST F/BUSINESS" SERIES	0.00	0.00	0.00	0.00	0.00	0.00	0.0
201-03	PROMOTIONS/ADVERTISING	2,500.00	0.00	0.00	0.00	0.00	0.00	0.0
201-04	MISSION FAMILY FESTIVAL	0.00	0.00	0.00	0.00	0.00	0.00	0.0
201-05	BARBECUE CONTEST	0.00	0.00	0.00	0.00	0.00	0.00	0.0
201-06	SPECIAL EVENTS	0.00	0.00	1,582.23	20,213.66	0.00	20,213.66-	
201-07	GRANT PROGRAM	0.00	0.00	0.00	0.00	0.00	0.00	0.0
201-08	CONFERENCES	0.00	0.00	0.00	0.00	0.00	0.00	0.0
201-09	NEWSLETTER	0.00	0.00	0.00	0.00	0.00	0.00	0.0
201-10	ARTS COUNCIL	0.00	0.00	0.00	0.00	0.00	0.00	0.0
201-11	HOLIDAY ADOPTIONS	0.00	0.00	0.00	0.00	0.00	0.00	0.0
201-12	MISSION MERCHANTS	0.00	0.00	0.00	0.00	0.00	0.00	0.0
201-13	MCVB MAGAZINE	30,678.69	45,000.00	10,288.55	37,148.36	0.00	7,851.64	17.4
201-14	POLE SIGN INENTIVE PROGRAM	0.00	0.00	0.00	0.00	0.00	0.00	0.0
201-15	ANNIVERSARY CELEBRATIONS	0.00	0.00	5,318.77	31,784.31	0.00	31,784.31-	
201-16	BUSINESS SUPPORT PROGRAMS	0.00	0.00	5,985.00	30,875.78	0.00	30,875.78-	
201-17	DOG PARK	0.00	0.00	0.00	0.00	0.00	0.00	0.0
	TOTAL CONTRACTUAL SERVICES	33,178.69	45,000.00	23,174.55	120,022.11	0.00	75,022.11-	<166.7>

THIS MONTH'S EXPENSE REPORT

OCTOBER 31, 2026

ACCOUNT NUMBER	DESCRIPTION	LAST YEAR ACTUAL	THIS YEAR BUDGET	TRANSACTIONS MONTH-TO-DATE	TRANSACTIONS YEAR-TO-DATE	ENCUMBERED BALANCE	AVAILABLE BALANCE	% AVAIL
(19)	MISSION BUSINESS DEVELOPMENT							
(30)	POLICE DEPARTMENT							
	CAPITAL OUTLAY							
403-06	OTHER EQUIPMENT	0.00	160,000.00	0.00	10,000.00	0.00	150,000.00	93.7
	TOTAL CAPITAL OUTLAY	0.00	160,000.00	0.00	10,000.00	0.00	150,000.00	93.7
	TOTAL POLICE DEPARTMENT	33,178.69	205,000.00	23,174.55	130,022.11	0.00	74,977.89	36.5
	TOTAL MISSION BUSINESS DEVELOPMENT	75,284.55	225,000.00	23,174.55	130,022.11	0.00	94,977.89	42.2
(22)	STORM DRAIN UTILITY							
(00)	TRANSFERS AND RESERVES							
001-00	TRANSFER TO GENERAL FUND	20,000.00	0.00	0.00	0.00	0.00	0.00	0.0
022-00	OPERATING RESERVE	0.00	0.00	0.00	0.00	0.00	0.00	0.0
025-01	TRANSFER TO CIP	550,000.00	0.00	0.00	0.00	0.00	0.00	0.0
	TOTAL	570,000.00	0.00	0.00	0.00	0.00	0.00	
	TOTAL TRANSFERS AND RESERVES	570,000.00	0.00	0.00	0.00	0.00	0.00	
(61)	STORM DRAIN SYSTEM							
	PERSONNEL SERVICES							
101-01	FULL TIME SALARIES	0.00	0.00	0.00	0.00	0.00	0.00	0.0
101-02	PART TIME SALARIES	0.00	0.00	0.00	0.00	0.00	0.00	0.0
101-04	OVERTIME SALARIES	0.00	0.00	0.00	0.00	0.00	0.00	0.0
102-01	HEALTH / LIFE	0.00	0.00	0.00	0.00	0.00	0.00	0.0
102-02	SOCIAL SECURITY	0.00	0.00	0.00	0.00	0.00	0.00	0.0
102-03	KPERS	0.00	0.00	0.00	0.00	0.00	0.00	0.0
102-04	EMPLOYMENT SECURITY	0.00	0.00	0.00	0.00	0.00	0.00	0.0
102-05	WORKERS COMPENSATION	0.00	0.00	0.00	0.00	0.00	0.00	0.0
102-06	CITY PENSION	0.00	0.00	0.00	0.00	0.00	0.00	0.0
102-07	ADMINISTRATION FEE	0.00	0.00	0.00	0.00	0.00	0.00	0.0
	TOTAL PERSONNEL SERVICES	0.00	0.00	0.00	0.00	0.00	0.00	
	CONTRACTUAL SERVICES							
201-08	TELEPHONE	0.00	0.00	0.00	0.00	0.00	0.00	0.0
202-02	COMMERCIAL TRAVEL EXPENSE	0.00	0.00	0.00	0.00	0.00	0.00	0.0
202-03	LODGING/MEALS	0.00	0.00	0.00	0.00	0.00	0.00	0.0
202-04	PARKING/TOLLS	0.00	0.00	0.00	0.00	0.00	0.00	0.0
202-05	MILEAGE	0.00	0.00	0.00	0.00	0.00	0.00	0.0
203-01	REGISTRATION/TUITION	0.00	0.00	0.00	0.00	0.00	0.00	0.0
204-01	ADVERTISING	0.00	0.00	0.00	0.00	0.00	0.00	0.0
205-01	INSURANCE	0.00	0.00	0.00	0.00	0.00	0.00	0.0
206-01	PROFESSIONAL ORGANIZATIONS	0.00	0.00	0.00	0.00	0.00	0.00	0.0
206-02	MUNICIPAL ORGANIZATIONS	0.00	0.00	0.00	0.00	0.00	0.00	0.0
206-03	PERIODICALS/BOOKS/PUBLICATIONS	0.00	0.00	0.00	0.00	0.00	0.00	0.0
206-04	LEGAL PUBLICATIONS	0.00	0.00	0.00	0.00	0.00	0.00	0.0
206-05	PROFESSIONAL SERVICES	9,636.75	0.00	0.00	0.00	0.00	0.00	0.0
207-02	ACCOUNTING SERVICES	0.00	0.00	0.00	0.00	0.00	0.00	0.0
207-03	ENGINEERING/ARCHITECT SERVICES	651,131.12	80,000.00	22,799.12	433,007.74	84,329.86	437,337.60-	<546.6>

THIS MONTH'S EXPENSE REPORT

OCTOBER 31, 2026

ACCOUNT NUMBER	DESCRIPTION	LAST YEAR ACTUAL	THIS YEAR BUDGET	TRANSACTIONS MONTH-TO-DATE	TRANSACTIONS YEAR-TO-DATE	ENCUMBERED BALANCE	AVAILABLE BALANCE	% AVAIL
(22)	STORM DRAIN UTILITY							
(61)	STORM DRAIN SYSTEM							
	CONTRACTUAL SERVICES							
207-06	INSPECTIONS	0.00	0.00	0.00	0.00	0.00	0.00	0.0
207-07	PRE-EMPLOYMENT EXP/DRUG TEST	0.00	0.00	0.00	0.00	0.00	0.00	0.0
208-04	PUBLIC RELATIONS	0.00	0.00	0.00	0.00	0.00	0.00	0.0
208-05	MEETING EXPENSE	0.00	0.00	0.00	0.00	0.00	0.00	0.0
211-04	STORM DRAIN REPAIR	118,802.04	150,000.00	0.00	554,394.23	38.90	404,433.13-	<269.6>
212-06	SERVICE CONTRACTS	0.00	0.00	0.00	0.00	0.00	0.00	0.0
212-07	VEHICLE MAINTENANCE	0.00	0.00	0.00	0.00	0.00	0.00	0.0
213-02	RENTAL EQUIPMENT	0.00	0.00	0.00	0.00	0.00	0.00	0.0
213-03	UNIFORMS	0.00	0.00	0.00	0.00	0.00	0.00	0.0
214-02	VEHICLE REGISTRATION	0.00	0.00	0.00	0.00	0.00	0.00	0.0
214-03	PRINTING	0.00	0.00	0.00	0.00	0.00	0.00	0.0
214-05	COMPUTER SERVICES	0.00	0.00	0.00	0.00	0.00	0.00	0.0
214-06	PROPERTY TAXES	56,082.76	56,000.00	0.00	29,917.43	0.00	26,082.57	46.5
215-03	CONTINGENCY	0.00	0.00	0.00	0.00	0.00	0.00	0.0
215-04	OTHER CONTRACTUAL SERVICES	9,700.00	350,000.00	0.00	51,018.48	0.00	298,981.52	85.4
216-09	REFUND-REBATE UTILITY FEES	6,048.00	5,500.00	0.00	9,408.00	0.00	3,908.00-	<71.0>
	TOTAL CONTRACTUAL SERVICES	851,400.67	641,500.00	22,799.12	1,077,745.88	84,368.76	520,614.64-	<81.1>
	COMMODITIES							
301-01	OFFICE SUPPLIES	0.00	0.00	0.00	0.00	0.00	0.00	0.0
301-04	POSTAGE	0.00	0.00	0.00	0.00	0.00	0.00	0.0
304-04	OTHER SUPPLIES	0.00	0.00	0.00	0.00	0.00	0.00	0.0
306-01	GAS AND OIL	0.00	0.00	0.00	0.00	0.00	0.00	0.0
306-02	EQUIPMENT MAINT & SUPPLIES	0.00	0.00	0.00	0.00	0.00	0.00	0.0
306-03	SMALL TOOLS AND EQPT	0.00	0.00	0.00	0.00	0.00	0.00	0.0
307-08	OTHER COMMODITIES/SUPPLIES	0.00	0.00	0.00	0.00	0.00	0.00	0.0
	TOTAL COMMODITIES	0.00	0.00	0.00	0.00	0.00	0.00	
	CAPITAL OUTLAY							
401-01	LAND	0.00	0.00	0.00	0.00	0.00	0.00	0.0
401-02	BUILDINGS	0.00	0.00	0.00	0.00	0.00	0.00	0.0
402-03	COMPUTER SYSTEMS	0.00	0.00	0.00	0.00	0.00	0.00	0.0
403-06	MACHINERY AND EQPT	0.00	0.00	0.00	0.00	0.00	0.00	0.0
407-05	STORM DRAIN COLLECTION SYSTEM	146,516.45	0.00	0.00	11,651.00	2,019.73	13,670.73-	
	TOTAL CAPITAL OUTLAY	146,516.45	0.00	0.00	11,651.00	2,019.73	13,670.73-	
808-01	PRINCIPAL ON BONDS	1,905,583.88	1,810,302.71	0.00	1,810,730.00	0.00	427.29-	0.0
808-02	INTEREST ON BONDS	236,996.69	440,608.33	0.00	440,222.12	0.00	386.21	0.0
808-03	FISCAL AGENT FEES	94.07	270.96	0.00	80.02	0.00	190.94	70.4
	TOTAL	2,142,674.64	2,251,182.00	0.00	2,251,032.14	0.00	149.86	0.0
	TOTAL STORM DRAIN SYSTEM	3,140,591.76	2,892,682.00	22,799.12	3,340,429.02	86,388.49	534,135.51-	<18.4>
	TOTAL STORM DRAIN UTILITY	3,710,591.76	2,892,682.00	22,799.12	3,340,429.02	86,388.49	534,135.51-	<18.4>
(24)	EQUIPMENT RESERVE AND REPLACEMENT							
(00)	TRANSFERS AND RESERVES							

THIS MONTH'S EXPENSE REPORT

OCTOBER 31, 2026

ACCOUNT NUMBER	DESCRIPTION	LAST YEAR ACTUAL	THIS YEAR BUDGET	TRANSACTIONS MONTH-TO-DATE	TRANSACTIONS YEAR-TO-DATE	ENCUMBERED BALANCE	AVAILABLE BALANCE	% AVAIL
(24) EQUIPMENT RESERVE AND REPLACEMENT								
(00) TRANSFERS AND RESERVES								
024-00	EQUIPMENT RESERVE	0.00	0.00	0.00	0.00	0.00	0.00	0.0
	TOTAL	0.00	0.00	0.00	0.00	0.00	0.00	
TOTAL TRANSFERS AND RESERVES		0.00	0.00	0.00	0.00	0.00	0.00	
(20) PUBLIC WORKS								
	CAPITAL OUTLAY							
403-01	PUBLIC WORKS VEHICLES	0.00	0.00	0.00	0.00	0.00	0.00	0.0
403-06	OTHER EQUIPMENT PUBLIC WORKS	0.00	0.00	0.00	0.00	0.00	0.00	0.0
	TOTAL CAPITAL OUTLAY	0.00	0.00	0.00	0.00	0.00	0.00	
TOTAL PUBLIC WORKS		0.00	0.00	0.00	0.00	0.00	0.00	
(30) POLICE DEPARTMENT								
	CONTRACTUAL SERVICES							
212-02	EQUIPMENT INSTALLATION/REMOVAL	0.00	0.00	0.00	0.00	0.00	0.00	0.0
	TOTAL CONTRACTUAL SERVICES	0.00	0.00	0.00	0.00	0.00	0.00	
	CAPITAL OUTLAY							
403-01	POLICE VEHICLES	237,030.00	0.00	0.00	0.00	0.00	0.00	0.0
403-06	OTHER EQUIPMENT POLICE DEPT	60,952.57	0.00	0.00	94,525.04	0.00	94,525.04-	
	TOTAL CAPITAL OUTLAY	297,982.57	0.00	0.00	94,525.04	0.00	94,525.04-	
TOTAL POLICE DEPARTMENT		297,982.57	0.00	0.00	94,525.04	0.00	94,525.04-	
(90) EXPENDITURES								
808-01	DEBT SERVICE PRINCIPAL	0.00	85,000.00	0.00	85,000.00	0.00	0.00	0.0
808-02	DEBT SERVICE INTEREST	0.00	25,404.00	0.00	25,404.12	0.00	0.12-	0.0
	TOTAL	0.00	110,404.00	0.00	110,404.12	0.00	0.12-	0.0
TOTAL EXPENDITURES		0.00	110,404.00	0.00	110,404.12	0.00	0.12-	0.0
TOTAL EQUIPMENT RESERVE AND REPLACEMENT		297,982.57	110,404.00	0.00	204,929.16	0.00	94,525.16-	<85.6>
(25) CAPITAL IMPROVEMENT								
(00) TRANSFERS AND RESERVES								

THIS MONTH'S EXPENSE REPORT

OCTOBER 31, 2026

ACCOUNT NUMBER	DESCRIPTION	LAST YEAR ACTUAL	THIS YEAR BUDGET	TRANSACTIONS MONTH-TO-DATE	TRANSACTIONS YEAR-TO-DATE	ENCUMBERED BALANCE	AVAILABLE BALANCE	% AVAIL
(25) CAPITAL IMPROVEMENT								
(00) TRANSFERS AND RESERVES								
011-00	TRANSFER TO DEBT SERVICE	0.00	0.00	0.00	0.00	0.00	0.00	0.0
013-00	TRANSFER TO LAMAR BRIDGE FUND	0.00	0.00	0.00	0.00	0.00	0.00	0.0
022-00	TRANSFER TO STORMWATER FUND	0.00	0.00	0.00	0.00	0.00	0.00	0.0
025-00	OPERATING RESERVE	0.00	0.00	0.00	0.00	0.00	0.00	0.0
035-00	TRANSF TO TRANSPORTATION FUND	0.00	0.00	0.00	0.00	0.00	0.00	0.0
	TOTAL	0.00	0.00	0.00	0.00	0.00	0.00	
	TOTAL TRANSFERS AND RESERVES	0.00	0.00	0.00	0.00	0.00	0.00	
(20) PUBLIC WORKS								
PERSONNEL SERVICES								
101-01	FULL TIME SALARIES	0.00	0.00	0.00	0.00	0.00	0.00	0.0
101-02	PART TIME SALARIES	0.00	0.00	0.00	0.00	0.00	0.00	0.0
101-04	OVERTIME SALARIES	0.00	0.00	0.00	0.00	0.00	0.00	0.0
102-01	HEALTH / LIFE	0.00	0.00	0.00	0.00	0.00	0.00	0.0
102-02	SOCIAL SECURITY	0.00	0.00	0.00	0.00	0.00	0.00	0.0
102-03	KPERS	0.00	0.00	0.00	0.00	0.00	0.00	0.0
102-04	EMPLOYMENT SECURITY	0.00	0.00	0.00	0.00	0.00	0.00	0.0
102-05	WORKERS COMPENSATION	0.00	0.00	0.00	0.00	0.00	0.00	0.0
102-06	CITY PENSION	0.00	0.00	0.00	0.00	0.00	0.00	0.0
102-07	ADMINISTRATION FEE	0.00	0.00	0.00	0.00	0.00	0.00	0.0
	TOTAL PERSONNEL SERVICES	0.00	0.00	0.00	0.00	0.00	0.00	
	TOTAL PUBLIC WORKS	0.00	0.00	0.00	0.00	0.00	0.00	
(90) EXPENDITURES								
001-00	TRANSFER TO GEN FUND	0.00	0.00	0.00	0.00	0.00	0.00	0.0
	TOTAL	0.00	0.00	0.00	0.00	0.00	0.00	
805-02	ROCK CREEK - CONSTRUCTION	0.00	0.00	0.00	0.00	0.00	0.00	0.0
805-03	ROCK CREEK - OTHER CONTRACTUAL	0.00	0.00	0.00	0.00	0.00	0.00	0.0
805-04	ROCK CREEK - LEGAL	0.00	0.00	0.00	0.00	0.00	0.00	0.0
805-05	ROCK CREEK - ENGINEERING	0.00	0.00	0.00	0.00	0.00	0.00	0.0
805-06	ROCK CREEK - LAND ACQUISITION	0.00	0.00	0.00	0.00	0.00	0.00	0.0
805-07	TARGET CORP PUBLIC IMPROVEMENT	0.00	0.00	0.00	0.00	0.00	0.00	0.0
805-08	TARGET IMPROVMENT DEMOLITION	0.00	0.00	0.00	0.00	0.00	0.00	0.0
805-09	CAPITAL PROJECTS	2,993,948.19	11,370,381.00	16,980.00	974,135.88	0.00	10,396,245.12	91.4
805-10	MISCELLANEOUS EXPENSE	149,394.00	0.00	0.00	0.00	0.00	0.00	0.0
805-11	BOND ISSUE COSTS	0.00	0.00	0.00	0.00	0.00	0.00	0.0
805-12	ENTERCOM	0.00	0.00	0.00	0.00	0.00	0.00	0.0
805-13	EAST GATEWAY PROJECT	0.00	0.00	0.00	0.00	0.00	0.00	0.0
805-14	WEST GATEWAY PROJECT	0.00	0.00	0.00	0.00	0.00	0.00	0.0
805-15	2005-1 TEMP NOTES	0.00	0.00	0.00	0.00	0.00	0.00	0.0
805-16	2005-A PRINICIPAL	0.00	0.00	0.00	0.00	0.00	0.00	0.0
805-17	2005-A INTEREST	0.00	0.00	0.00	0.00	0.00	0.00	0.0
805-18	MISSION MALL GATEWAY PROJECT	0.00	0.00	0.00	0.00	0.00	0.00	0.0
805-19	ROCK CREEK PROMOTIONAL	0.00	0.00	0.00	0.00	0.00	0.00	0.0

THIS MONTH'S EXPENSE REPORT

OCTOBER 31, 2026

ACCOUNT NUMBER	DESCRIPTION	LAST YEAR ACTUAL	THIS YEAR BUDGET	TRANSACTIONS MONTH-TO-DATE	TRANSACTIONS YEAR-TO-DATE	ENCUMBERED BALANCE	AVAILABLE BALANCE	% AVAIL
(25) CAPITAL IMPROVEMENT								
(90) EXPENDITURES								
805-20	2006-1 PRINCIPAL	0.00	0.00	0.00	0.00	0.00	0.00	0.0
805-21	2006-1 INTEREST	0.00	0.00	0.00	0.00	0.00	0.00	0.0
805-22	2006-3 PRINCIPAL	0.00	0.00	0.00	0.00	0.00	0.00	0.0
805-23	2006-3 INTEREST	0.00	0.00	0.00	0.00	0.00	0.00	0.0
805-24	2004-B PRINCIPAL	0.00	0.00	0.00	0.00	0.00	0.00	0.0
805-25	2004-B INTEREST	0.00	0.00	0.00	0.00	0.00	0.00	0.0
805-26	CONTINGENCY	0.00	0.00	0.00	0.00	0.00	0.00	0.0
805-27	MBDC GRANT - DO NOT USE	0.00	0.00	0.00	0.00	0.00	0.00	0.0
805-28	GATEWAY STORMWATER IMPROVMENTS	0.00	0.00	0.00	0.00	0.00	0.00	0.0
805-29	GATEWAY STREET IMPROVEMENTS	0.00	0.00	0.00	0.00	0.00	0.00	0.0
805-30	ROCK CREEK TRAIL PROJECT	0.00	0.00	0.00	0.00	0.00	0.00	0.0
805-34	WEST GATEWAY MASTER DEVELOPER	0.00	0.00	0.00	0.00	0.00	0.00	0.0
805-35	PUBLIC WORKS BUILDING	0.00	0.00	0.00	0.00	0.00	0.00	0.0
805-40	MBDC GRANT PROGRAM	0.00	0.00	0.00	0.00	0.00	0.00	0.0
805-50	DEBT SERVICE	0.00	0.00	0.00	0.00	0.00	0.00	0.0
805-55	ROCK CREEK MASTER DEVELOPER	0.00	0.00	0.00	0.00	0.00	0.00	0.0
805-60	CARS PROJECT EXPENDITURES	1,604,112.83	0.00	636,408.91	1,732,259.55	128,653.05	1,860,912.60-	
805-65	PROFESSIONAL SERVICES	0.00	0.00	0.00	0.00	0.00	0.00	0.0
805-70	STREET PRESERVATION PROJECTS	8,627.50	0.00	0.00	0.00	0.00	0.00	0.0
808-01	DEBT SERVICE - PRINCIPAL	0.00	325,000.00	0.00	325,000.00	0.00	0.00	0.0
808-02	DEBT SERVICE - INTEREST	0.00	298,401.00	0.00	298,401.00	0.00	0.00	0.0
808-03	BOND ISSUE COSTS	0.00	0.00	0.00	0.00	0.00	0.00	0.0
808-04	BANK FEES	0.00	0.00	0.00	0.00	0.00	0.00	0.0
	TOTAL	4,756,082.52	11,993,782.00	653,388.91	3,329,796.43	128,653.05	8,535,332.52	71.1
	TOTAL EXPENDITURES	4,756,082.52	11,993,782.00	653,388.91	3,329,796.43	128,653.05	8,535,332.52	71.1
	TOTAL CAPITAL IMPROVEMENT	4,756,082.52	11,993,782.00	653,388.91	3,329,796.43	128,653.05	8,535,332.52	71.1
(26) ROCK CREEK DRAINAGE DIST #1								
(00) TRANSFERS AND RESERVES								
022-00	TRANSFER TO STORMWATER FUND	30,000.00	29,000.00	0.00	0.00	0.00	29,000.00	100.0
025-00	TRANSFER TO CIP FUND	0.00	0.00	0.00	0.00	0.00	0.00	0.0
	TOTAL	30,000.00	29,000.00	0.00	0.00	0.00	29,000.00	100.0
	TOTAL TRANSFERS AND RESERVES	30,000.00	29,000.00	0.00	0.00	0.00	29,000.00	100.0
(90) EXPENDITURES								
805-09	CAPITAL PROJECTS	0.00	0.00	0.00	0.00	0.00	0.00	0.0
808-01	DEBT SERVICE - PRINCIPAL	0.00	0.00	0.00	0.00	0.00	0.00	0.0
808-02	DEBT SERVICE - INTEREST	0.00	0.00	0.00	0.00	0.00	0.00	0.0
808-03	BOND ISSUE COSTS	0.00	0.00	0.00	0.00	0.00	0.00	0.0
808-10	MISCELLANEOUS EXPENSE	0.00	0.00	0.00	0.00	0.00	0.00	0.0
	TOTAL	0.00	0.00	0.00	0.00	0.00	0.00	
	TOTAL EXPENDITURES	0.00	0.00	0.00	0.00	0.00	0.00	

THIS MONTH'S EXPENSE REPORT

OCTOBER 31, 2026

ACCOUNT NUMBER	DESCRIPTION	LAST YEAR ACTUAL	THIS YEAR BUDGET	TRANSACTIONS MONTH-TO-DATE	TRANSACTIONS YEAR-TO-DATE	ENCUMBERED BALANCE	AVAILABLE BALANCE	% AVAIL
(26) ROCK CREEK DRAINAGE DIST #1								
TOTAL ROCK CREEK DRAINAGE DIST #1		30,000.00	29,000.00	0.00	0.00	0.00	29,000.00	100.0
(27) ROCK CREEK DRAINAGE DIST #2								
(00) TRANSFERS AND RESERVES								
022-00	TRANSFER TO STORMWATER FUND	60,000.00	65,000.00	0.00	0.00	0.00	65,000.00	100.0
025-00	TRANSFER TO CIP FUND	0.00	0.00	0.00	0.00	0.00	0.00	0.0
	TOTAL	60,000.00	65,000.00	0.00	0.00	0.00	65,000.00	100.0
	TOTAL TRANSFERS AND RESERVES	60,000.00	65,000.00	0.00	0.00	0.00	65,000.00	100.0
(90) EXPENDITURES								
805-09	CAPITAL PROJECTS	0.00	0.00	0.00	0.00	0.00	0.00	0.0
808-01	DEBT SERVICE - PRINCIPAL	0.00	0.00	0.00	0.00	0.00	0.00	0.0
808-02	DEBT SERVICE - INTEREST	0.00	0.00	0.00	0.00	0.00	0.00	0.0
808-03	BOND ISSUE COSTS	0.00	0.00	0.00	0.00	0.00	0.00	0.0
808-10	MISCELLANEOUS EXPENSE	0.00	0.00	0.00	0.00	0.00	0.00	0.0
	TOTAL	0.00	0.00	0.00	0.00	0.00	0.00	
	TOTAL EXPENDITURES	0.00	0.00	0.00	0.00	0.00	0.00	
TOTAL ROCK CREEK DRAINAGE DIST #2		60,000.00	65,000.00	0.00	0.00	0.00	65,000.00	100.0
(30) SOLID WASTE UTILITY FUND								
(00) TRANSFERS AND RESERVES								
001-00	TRANSFER TO GENERAL FUND	0.00	0.00	0.00	0.00	0.00	0.00	0.0
	TOTAL	0.00	0.00	0.00	0.00	0.00	0.00	
	TOTAL TRANSFERS AND RESERVES	0.00	0.00	0.00	0.00	0.00	0.00	
(90) EXPENDITURES								
030-00	OPERATING RESERVE	0.00	0.00	0.00	0.00	0.00	0.00	0.0
	TOTAL	0.00	0.00	0.00	0.00	0.00	0.00	
	CONTRACTUAL SERVICES							
206-05	PROFESSIONAL SERVICES	0.00	0.00	0.00	0.00	0.00	0.00	0.0
208-04	PUBLIC RELATIONS	0.00	0.00	0.00	0.00	0.00	0.00	0.0
208-06	UTILITY REBATE/REFUND	3,474.36	5,000.00	0.00	5,404.56	0.00	404.56-	<8.0>
214-03	PRINTING	0.00	0.00	0.00	0.00	0.00	0.00	0.0

THIS MONTH'S EXPENSE REPORT

OCTOBER 31, 2026

ACCOUNT NUMBER	DESCRIPTION	LAST YEAR ACTUAL	THIS YEAR BUDGET	TRANSACTIONS MONTH-TO-DATE	TRANSACTIONS YEAR-TO-DATE	ENCUMBERED BALANCE	AVAILABLE BALANCE	% AVAIL
(30) SOLID WASTE UTILITY FUND								
(90) EXPENDITURES								
	CONTRACTUAL SERVICES							
214-05	SOLID WASTE CONTRACT	679,317.36	697,400.00	58,460.37	580,864.53	0.00	116,535.47	16.7
215-03	MISCELLANEOUS	0.00	0.00	0.00	0.00	0.00	0.00	0.0
	TOTAL CONTRACTUAL SERVICES	682,791.72	702,400.00	58,460.37	586,269.09	0.00	116,130.91	16.5
	COMMODITIES							
301-01	OFFICE SUPPLIES	0.00	0.00	0.00	0.00	0.00	0.00	0.0
301-04	POSTAGE	0.00	0.00	0.00	0.00	0.00	0.00	0.0
304-04	MISCELLANEOUS SUPPLIES	2,020.00	1,000.00	0.00	3,016.99	0.00	2,016.99-	<201.6>
	TOTAL COMMODITIES	2,020.00	1,000.00	0.00	3,016.99	0.00	2,016.99-	<201.6>
	CAPITAL OUTLAY							
407-05	CONTINGENCY	0.00	0.00	0.00	0.00	0.00	0.00	0.0
	TOTAL CAPITAL OUTLAY	0.00	0.00	0.00	0.00	0.00	0.00	
	TOTAL EXPENDITURES	684,811.72	703,400.00	58,460.37	589,286.08	0.00	114,113.92	16.2
TOTAL SOLID WASTE UTILITY FUND		684,811.72	703,400.00	58,460.37	589,286.08	0.00	114,113.92	16.2
(31) ARPA FUND								
(00) TRANSFERS AND RESERVES								
001-00	TRANSFER TO GENERAL FUND	0.00	0.00	0.00	0.00	0.00	0.00	0.0
	TOTAL	0.00	0.00	0.00	0.00	0.00	0.00	
	TOTAL TRANSFERS AND RESERVES	0.00	0.00	0.00	0.00	0.00	0.00	
TOTAL ARPA FUND		0.00	0.00	0.00	0.00	0.00	0.00	
(32) OPIOID SETTLEMENT FUND								
(90) EXPENDITURES								
	COMMODITIES							
301-06	OPIOID PROGRAM EXPENSE	0.00	0.00	0.00	0.00	0.00	0.00	0.0
	TOTAL COMMODITIES	0.00	0.00	0.00	0.00	0.00	0.00	
	TOTAL EXPENDITURES	0.00	0.00	0.00	0.00	0.00	0.00	
TOTAL OPIOID SETTLEMENT FUND		0.00	0.00	0.00	0.00	0.00	0.00	
(33) FAMILY ADOPTION FUND								

THIS MONTH'S EXPENSE REPORT

OCTOBER 31, 2026

ACCOUNT NUMBER	DESCRIPTION	LAST YEAR ACTUAL	THIS YEAR BUDGET	TRANSACTIONS MONTH-TO-DATE	TRANSACTIONS YEAR-TO-DATE	ENCUMBERED BALANCE	AVAILABLE BALANCE	% AVAIL
(33) FAMILY ADOPTION FUND								
(30) POLICE DEPARTMENT								
	CONTRACTUAL SERVICES							
201-11	HOLIDAY ADOPTIONS	12,057.37	20,000.00	0.00	7,658.60	0.00	12,341.40	61.7
	TOTAL CONTRACTUAL SERVICES	12,057.37	20,000.00	0.00	7,658.60	0.00	12,341.40	61.7
	TOTAL POLICE DEPARTMENT	12,057.37	20,000.00	0.00	7,658.60	0.00	12,341.40	61.7
TOTAL FAMILY ADOPTION FUND		12,057.37	20,000.00	0.00	7,658.60	0.00	12,341.40	61.7
(35) TRANSPORTATION FUND								
(00) TRANSFERS AND RESERVES								
001-00	TRANSFER TO GENERAL FUND	0.00	0.00	0.00	0.00	0.00	0.00	0.0
003-00	TRANSFER TO SPEC HWY FUND	0.00	0.00	0.00	0.00	0.00	0.00	0.0
025-00	TRANSFER TO CAP IMPROVE FUND	0.00	0.00	0.00	0.00	0.00	0.00	0.0
035-00	OPERATING RESERVE	0.00	0.00	0.00	0.00	0.00	0.00	0.0
	TOTAL	0.00	0.00	0.00	0.00	0.00	0.00	
	TOTAL TRANSFERS AND RESERVES	0.00	0.00	0.00	0.00	0.00	0.00	
(20) PUBLIC WORKS								
	PERSONNEL SERVICES							
101-01	FULL TIME SALARIES	0.00	0.00	0.00	0.00	0.00	0.00	0.0
101-04	OVERTIME SALARIES	0.00	0.00	0.00	0.00	0.00	0.00	0.0
102-01	HEALTH/LIFE	0.00	0.00	0.00	0.00	0.00	0.00	0.0
102-02	SOCIAL SECURITY	0.00	0.00	0.00	0.00	0.00	0.00	0.0
102-03	KPERS	0.00	0.00	0.00	0.00	0.00	0.00	0.0
102-04	EMPLOYMENT SECURITY	0.00	0.00	0.00	0.00	0.00	0.00	0.0
102-05	WORKER'S COMPENSATION	0.00	0.00	0.00	0.00	0.00	0.00	0.0
102-06	CITY PENSION	0.00	0.00	0.00	0.00	0.00	0.00	0.0
	TOTAL PERSONNEL SERVICES	0.00	0.00	0.00	0.00	0.00	0.00	
	TOTAL PUBLIC WORKS	0.00	0.00	0.00	0.00	0.00	0.00	
(90) EXPENDITURES								
805-09	CAPITAL PROJECTS	0.00	0.00	0.00	0.00	0.00	0.00	0.0
805-10	MISCELLANEOUS EXPENSE	0.00	0.00	0.00	0.00	0.00	0.00	0.0
805-11	BOND ISSUE COSTS	0.00	0.00	0.00	0.00	0.00	0.00	0.0
805-26	CONTINGENCY	0.00	0.00	0.00	0.00	0.00	0.00	0.0
805-65	PROFESSIONAL SERVICES	0.00	0.00	0.00	0.00	0.00	0.00	0.0
805-75	COMMODITIES	0.00	0.00	0.00	0.00	0.00	0.00	0.0
808-01	DEBT SERVICE - PRINCIPAL	0.00	0.00	0.00	0.00	0.00	0.00	0.0
808-02	DEBT SERVICE - INTEREST	0.00	0.00	0.00	0.00	0.00	0.00	0.0
808-13	TUF REBATE/ADJUSTMENT	0.00	0.00	0.00	0.00	0.00	0.00	0.0
	TOTAL	0.00	0.00	0.00	0.00	0.00	0.00	

THIS MONTH'S EXPENSE REPORT

OCTOBER 31, 2026

ACCOUNT NUMBER	DESCRIPTION	LAST YEAR ACTUAL	THIS YEAR BUDGET	TRANSACTIONS MONTH-TO-DATE	TRANSACTIONS YEAR-TO-DATE	ENCUMBERED BALANCE	AVAILABLE BALANCE	% AVAIL
(35) TRANSPORTATION FUND								
(90) EXPENDITURES								
TOTAL EXPENDITURES		0.00	0.00	0.00	0.00	0.00	0.00	
TOTAL TRANSPORTATION FUND		0.00	0.00	0.00	0.00	0.00	0.00	
(40) STREET SALES TAX BOND FUND								
(00) TRANSFERS AND RESERVES								
005-00	OPERATING RESERVE	0.00	0.00	0.00	0.00	0.00	0.00	0.0
025-00	TRANSFER TO CIP FUND	0.00	0.00	0.00	0.00	0.00	0.00	0.0
035-00	TRANS TO TRANPORTATION FUND	0.00	0.00	0.00	0.00	0.00	0.00	0.0
TOTAL		0.00	0.00	0.00	0.00	0.00	0.00	
TOTAL TRANSFERS AND RESERVES		0.00	0.00	0.00	0.00	0.00	0.00	
(90) EXPENDITURES								
005-00	OPERATING RESERVE	0.00	0.00	0.00	0.00	0.00	0.00	0.0
TOTAL		0.00	0.00	0.00	0.00	0.00	0.00	
801-01	CURBS/SIDEWALKS	0.00	0.00	0.00	0.00	0.00	0.00	0.0
805-09	CAPITAL PROJECTS	850,000.00	950,000.00	0.00	0.00	0.00	950,000.00	100.0
805-70	STREET PRESERVATION PROJECTS	0.00	0.00	0.00	0.00	0.00	0.00	0.0
808-01	PRINCIPAL ON BONDS	305,000.00	320,000.00	0.00	320,000.00	0.00	0.00	0.0
808-02	INTEREST ON BONDS	146,675.00	131,050.00	0.00	131,050.00	0.00	0.00	0.0
808-03	COSTS OF ISSUANCE	0.00	0.00	0.00	0.00	0.00	0.00	0.0
TOTAL		1,301,675.00	1,401,050.00	0.00	451,050.00	0.00	950,000.00	67.8
TOTAL EXPENDITURES		1,301,675.00	1,401,050.00	0.00	451,050.00	0.00	950,000.00	67.8
TOTAL STREET SALES TAX BOND FUND		1,301,675.00	1,401,050.00	0.00	451,050.00	0.00	950,000.00	67.8
(45) PARKS & REC SALES TAX BOND FUND								
(00) TRANSFERS AND RESERVES								
001-00	TRANSFER TO GEN FUND	0.00	0.00	0.00	0.00	0.00	0.00	0.0
005-00	OPERATING RESERVE	0.00	0.00	0.00	0.00	0.00	0.00	0.0
025-00	AQUATIC FACILITY OPERATING RES	0.00	0.00	0.00	0.00	0.00	0.00	0.0
027-01	PARK MASTER PLAN OPERATING RES	0.00	0.00	0.00	0.00	0.00	0.00	0.0
027-02	COMMUNITY CENTER OPERATING RES	0.00	0.00	0.00	0.00	0.00	0.00	0.0
TOTAL		0.00	0.00	0.00	0.00	0.00	0.00	
TOTAL TRANSFERS AND RESERVES		0.00	0.00	0.00	0.00	0.00	0.00	

THIS MONTH'S EXPENSE REPORT

OCTOBER 31, 2026

ACCOUNT NUMBER	DESCRIPTION	LAST YEAR ACTUAL	THIS YEAR BUDGET	TRANSACTIONS MONTH-TO-DATE	TRANSACTIONS YEAR-TO-DATE	ENCUMBERED BALANCE	AVAILABLE BALANCE	% AVAIL
(45) PARKS & REC SALES TAX BOND FUND								
(20) PUBLIC WORKS								
	PERSONNEL SERVICES							
101-01	FULL TIME SALARIES	55,182.19	0.00	0.00	0.00	0.00	0.00	0.0
101-02	PART TIME SALARIES	38,291.64	0.00	0.00	0.00	0.00	0.00	0.0
101-04	OVERTIME SALARIES	1,644.42	0.00	0.00	0.00	0.00	0.00	0.0
102-01	HEALTH/LIFE	22,315.08	0.00	0.00	0.00	0.00	0.00	0.0
102-02	SOCIAL SECURITY	7,593.90	0.00	0.00	0.00	0.00	0.00	0.0
102-03	KPERS	7,146.27	0.00	0.00	0.00	0.00	0.00	0.0
102-04	EMPLOYMENT SECURITY	68.04	0.00	0.00	0.00	0.00	0.00	0.0
102-05	WORKERS COMPENSATION	1,216.05	0.00	0.00	0.00	0.00	0.00	0.0
102-06	CITY PENSION	2,194.38	0.00	0.00	0.00	0.00	0.00	0.0
	TOTAL PERSONNEL SERVICES	135,651.97	0.00	0.00	0.00	0.00	0.00	
	TOTAL PUBLIC WORKS	135,651.97	0.00	0.00	0.00	0.00	0.00	
(90) EXPENDITURES								
	COMMODITIES							
307-01	PARKS MAINTENANCE	84,635.11	225,000.00	7,099.28	75,398.11	0.00	149,601.89	66.4
307-02	PCC MAINTENANCE	59,973.78	820,000.00	0.00	49.03	0.00	819,950.97	99.9
307-03	MFAC MAINTENANCE	0.00	47,200.00	0.00	0.00	0.00	47,200.00	100.0
	TOTAL COMMODITIES	144,608.89	1,092,200.00	7,099.28	75,447.14	0.00	1,016,752.86	93.0
	CAPITAL OUTLAY							
402-03	COMPUTER EQUIPMENT	0.00	0.00	0.00	0.00	0.00	0.00	0.0
	TOTAL CAPITAL OUTLAY	0.00	0.00	0.00	0.00	0.00	0.00	
805-09	CAPITAL PROJECTS	304,128.26	497,063.00	12,768.12	278,178.88	129,349.57	89,534.55	18.0
808-01	DEBT SERVICE - PRINCIPAL	260,000.00	275,000.00	0.00	275,000.00	0.00	0.00	0.0
808-02	DEBT SERVICE - INTEREST	125,550.00	117,050.00	0.00	112,175.00	0.00	4,875.00	4.1
808-03	BOND ISSUE COSTS	0.00	0.00	0.00	0.00	0.00	0.00	0.0
808-04	BANK FEES	0.00	0.00	0.00	0.00	0.00	0.00	0.0
808-10	MISCELLANEOUS EXPENSE	0.00	0.00	0.00	0.00	0.00	0.00	0.0
	TOTAL	689,678.26	889,113.00	12,768.12	665,353.88	129,349.57	94,409.55	10.6
	TOTAL EXPENDITURES	834,287.15	1,981,313.00	19,867.40	740,801.02	129,349.57	1,111,162.41	56.0
TOTAL PARKS & REC SALES TAX BOND FUND		969,939.12	1,981,313.00	19,867.40	740,801.02	129,349.57	1,111,162.41	56.0
(50) MISSION TRAILS TIF								
(90) EXPENDITURES								
	CONTRACTUAL SERVICES							
200-01	CID DISTRIBUTION	0.00	0.00	0.00	0.00	0.00	0.00	0.0
200-02	TIF SALES TAX DISTRIBUTION	0.00	0.00	0.00	0.00	0.00	0.00	0.0
200-03	TIF PROPERTY TAX DISTRIBUTION	552,552.45	500,000.00	0.00	586,140.86	0.00	86,140.86-	<17.2>
	TOTAL CONTRACTUAL SERVICES	552,552.45	500,000.00	0.00	586,140.86	0.00	86,140.86-	<17.2>

THIS MONTH'S EXPENSE REPORT

OCTOBER 31, 2026

ACCOUNT NUMBER	DESCRIPTION	LAST YEAR ACTUAL	THIS YEAR BUDGET	TRANSACTIONS MONTH-TO-DATE	TRANSACTIONS YEAR-TO-DATE	ENCUMBERED BALANCE	AVAILABLE BALANCE	% AVAIL
(50) MISSION TRAILS TIF								
	(90) EXPENDITURES							
	TOTAL EXPENDITURES	552,552.45	500,000.00	0.00	586,140.86	0.00	86,140.86-	<17.2>
TOTAL MISSION TRAILS TIF		552,552.45	500,000.00	0.00	586,140.86	0.00	86,140.86-	<17.2>
(55) SILVERCREST AT BROADMOORTIF PROP								
	(90) EXPENDITURES							
	CONTRACTUAL SERVICES							
200-01	CID DISTRIBUTION	0.00	0.00	0.00	0.00	0.00	0.00	0.0
200-02	TIF SALES TAX DISTRIBUTION	0.00	0.00	0.00	0.00	0.00	0.00	0.0
200-03	TIF PROPERTY TAX DISTRIBUTION	0.00	0.00	0.00	0.00	0.00	0.00	0.0
	TOTAL CONTRACTUAL SERVICES	0.00	0.00	0.00	0.00	0.00	0.00	
	TOTAL EXPENDITURES	0.00	0.00	0.00	0.00	0.00	0.00	
TOTAL SILVERCREST AT BROADMOORTIF PROP		0.00	0.00	0.00	0.00	0.00	0.00	
(60) MISSION CROSSING CID TIF PROP								
	(00) TRANSFERS AND RESERVES							
060-00	OPERATING RESERVE	0.00	45,131.00	0.00	0.00	0.00	45,131.00	100.0
	TOTAL	0.00	45,131.00	0.00	0.00	0.00	45,131.00	100.0
	TOTAL TRANSFERS AND RESERVES	0.00	45,131.00	0.00	0.00	0.00	45,131.00	100.0
	(90) EXPENDITURES							
	CONTRACTUAL SERVICES							
200-01	CID DISTRIBUTION	140,438.96	100,000.00	23,031.59	120,725.04	0.00	20,725.04-	<20.7>
200-02	TIF SALES TAX DISTRIBUTION	0.00	0.00	0.00	0.00	0.00	0.00	0.0
200-03	TIF PROPERTY TAX DISTRIBUTION	150,972.39	0.00	0.00	0.00	0.00	0.00	0.0
200-04	ADMINISTRATIVE FEES	0.00	0.00	0.00	0.00	0.00	0.00	0.0
200-05	TIF/CID DISTRIBUTION	0.00	0.00	0.00	0.00	0.00	0.00	0.0
	TOTAL CONTRACTUAL SERVICES	291,411.35	100,000.00	23,031.59	120,725.04	0.00	20,725.04-	<20.7>
	TOTAL EXPENDITURES	291,411.35	100,000.00	23,031.59	120,725.04	0.00	20,725.04-	<20.7>
TOTAL MISSION CROSSING CID TIF PROP		291,411.35	145,131.00	23,031.59	120,725.04	0.00	24,405.96	16.8
(61) ROCK CREEK #3C								
	(90) EXPENDITURES							
	CONTRACTUAL SERVICES							

THIS MONTH'S EXPENSE REPORT

OCTOBER 31, 2026

ACCOUNT NUMBER	DESCRIPTION	LAST YEAR ACTUAL	THIS YEAR BUDGET	TRANSACTIONS MONTH-TO-DATE	TRANSACTIONS YEAR-TO-DATE	ENCUMBERED BALANCE	AVAILABLE BALANCE	% AVAIL
(61) ROCK CREEK #3C								
(90) EXPENDITURES								
	CONTRACTUAL SERVICES							
200-01	ROCK CREEK #3C CID DIST	33,094.55	0.00	0.00	0.00	0.00	0.00	0.0
200-02	ROCK CREEK #3C TIF SALES TAX	0.00	0.00	0.00	0.00	0.00	0.00	0.0
200-03	ROCK CREEK #3C TIF PROP DIST	0.00	0.00	0.00	0.00	0.00	0.00	0.0
	TOTAL CONTRACTUAL SERVICES	33,094.55	0.00	0.00	0.00	0.00	0.00	
	TOTAL EXPENDITURES	33,094.55	0.00	0.00	0.00	0.00	0.00	
TOTAL ROCK CREEK #3C		33,094.55	0.00	0.00	0.00	0.00	0.00	
(62) ROCK CREEK #3D								
(90) EXPENDITURES								
	CONTRACTUAL SERVICES							
200-01	ROCK CREEK #3D CID DIST	0.00	0.00	0.00	0.00	0.00	0.00	0.0
200-02	ROCK CREEK #3D TIF SALES TAX	0.00	0.00	0.00	0.00	0.00	0.00	0.0
200-03	ROCK CREEK #3D TIF PROP DIST	0.00	0.00	0.00	0.00	0.00	0.00	0.0
	TOTAL CONTRACTUAL SERVICES	0.00	0.00	0.00	0.00	0.00	0.00	
	TOTAL EXPENDITURES	0.00	0.00	0.00	0.00	0.00	0.00	
TOTAL ROCK CREEK #3D		0.00	0.00	0.00	0.00	0.00	0.00	
(63) ROCK CREEK #1 GATEWAY TIF								
(90) EXPENDITURES								
	CONTRACTUAL SERVICES							
200-01	CID DISTRIBUTION	0.00	0.00	0.00	0.00	0.00	0.00	0.0
200-02	TIF SALES TAX DISTRIBUTION	0.00	0.00	0.00	0.00	0.00	0.00	0.0
200-03	TIF PROPERTY TAX DISTRIBUTION	0.00	0.00	0.00	0.00	0.00	0.00	0.0
	TOTAL CONTRACTUAL SERVICES	0.00	0.00	0.00	0.00	0.00	0.00	
	TOTAL EXPENDITURES	0.00	0.00	0.00	0.00	0.00	0.00	
TOTAL ROCK CREEK #1 GATEWAY TIF		0.00	0.00	0.00	0.00	0.00	0.00	
(64) ROCK CREEK #2 TIF DIST								
(90) EXPENDITURES								
	CONTRACTUAL SERVICES							
200-01	RC#2 CID DISTRIBUTION	0.00	0.00	0.00	0.00	0.00	0.00	0.0
200-02	RC#2 TIF SALES TAX DIRSTIBUTIO	0.00	0.00	0.00	0.00	0.00	0.00	0.0
200-03	RC#2 TIF PROPERTT TAX DISTRIBU	0.00	0.00	0.00	0.00	0.00	0.00	0.0
	TOTAL CONTRACTUAL SERVICES	0.00	0.00	0.00	0.00	0.00	0.00	

THIS MONTH'S EXPENSE REPORT

OCTOBER 31, 2026

ACCOUNT NUMBER	DESCRIPTION	LAST YEAR ACTUAL	THIS YEAR BUDGET	TRANSACTIONS MONTH-TO-DATE	TRANSACTIONS YEAR-TO-DATE	ENCUMBERED BALANCE	AVAILABLE BALANCE	% AVAIL
(64) ROCK CREEK #2 TIF DIST								
(90) EXPENDITURES								
TOTAL EXPENDITURES		0.00	0.00	0.00	0.00	0.00	0.00	
TOTAL ROCK CREEK #2 TIF DIST		0.00	0.00	0.00	0.00	0.00	0.00	
(65) CORNERSTONE COMMONS CID FUND								
(00) TRANSFERS AND RESERVES								
001-00	TRANSFER TO GENERAL FUND	5,000.00	0.00	0.00	0.00	0.00	0.00	0.0
065-00	OPERATING RESERVE	0.00	0.00	0.00	0.00	0.00	0.00	0.0
TOTAL		5,000.00	0.00	0.00	0.00	0.00	0.00	
TOTAL TRANSFERS AND RESERVES		5,000.00	0.00	0.00	0.00	0.00	0.00	
(90) EXPENDITURES								
CONTRACTUAL SERVICES								
200-01	CID SALES TAX DISTRIBUTION	51,013.61	72,000.00	15,424.87	60,094.42	0.00	11,905.58	16.5
200-04	ADMINISTRATIVE FEES	0.00	2,500.00	0.00	0.00	0.00	2,500.00	100.0
200-05	MISCELLANEOUS	0.00	0.00	0.00	0.00	0.00	0.00	0.0
TOTAL CONTRACTUAL SERVICES		51,013.61	74,500.00	15,424.87	60,094.42	0.00	14,405.58	19.3
TOTAL EXPENDITURES		51,013.61	74,500.00	15,424.87	60,094.42	0.00	14,405.58	19.3
TOTAL CORNERSTONE COMMONS CID FUND		56,013.61	74,500.00	15,424.87	60,094.42	0.00	14,405.58	19.3
(66) ROCK CREEK #2A CAP FED TIF								
(90) EXPENDITURES								
CONTRACTUAL SERVICES								
200-01	CID DISTRIBUTION	0.00	0.00	0.00	0.00	0.00	0.00	0.0
200-02	TIF SALES TAX DISTRIBUTION	0.00	0.00	0.00	0.00	0.00	0.00	0.0
200-03	TIF PROPERTY TAX DISTRIBUTION	0.00	0.00	0.00	0.00	0.00	0.00	0.0
TOTAL CONTRACTUAL SERVICES		0.00	0.00	0.00	0.00	0.00	0.00	
TOTAL EXPENDITURES		0.00	0.00	0.00	0.00	0.00	0.00	
TOTAL ROCK CREEK #2A CAP FED TIF		0.00	0.00	0.00	0.00	0.00	0.00	
(67) ROCK CREEK #3A MISSION BOWL TIF								
(90) EXPENDITURES								
CONTRACTUAL SERVICES								
200-01	CID DISTRIBUTION	0.00	0.00	0.00	0.00	0.00	0.00	0.0

THIS MONTH'S EXPENSE REPORT

OCTOBER 31, 2026

ACCOUNT NUMBER	DESCRIPTION	LAST YEAR ACTUAL	THIS YEAR BUDGET	TRANSACTIONS MONTH-TO-DATE	TRANSACTIONS YEAR-TO-DATE	ENCUMBERED BALANCE	AVAILABLE BALANCE	% AVAIL
(67) ROCK CREEK #3A MISSION BOWL TIF								
(90) EXPENDITURES								
	CONTRACTUAL SERVICES							
200-02	TIF SALES TAX DISTRIBUTION	0.00	0.00	0.00	366,852.99	0.00	366,852.99-	
200-03	TIF PROPERTY TAX DISTRIBUTION	411,861.25	0.00	0.00	0.00	0.00	0.00	0.0
	TOTAL CONTRACTUAL SERVICES	411,861.25	0.00	0.00	366,852.99	0.00	366,852.99-	
	TOTAL EXPENDITURES	411,861.25	0.00	0.00	366,852.99	0.00	366,852.99-	
TOTAL ROCK CREEK #3A MISSION BOWL TIF		411,861.25	0.00	0.00	366,852.99	0.00	366,852.99-	
(68) ROCK CREEK #3B CID TIF PROP								
(90) EXPENDITURES								
	CONTRACTUAL SERVICES							
200-01	RC #3B CID MISSION MART DIST	0.00	0.00	30,721.53	92,088.83	0.00	92,088.83-	
200-02	RC #3B TIF SALES TAX DIST	0.00	0.00	0.00	0.00	0.00	0.00	0.0
200-03	RC #3B TIF PROPERTY TAX DIST	0.00	0.00	0.00	0.00	0.00	0.00	0.0
	TOTAL CONTRACTUAL SERVICES	0.00	0.00	30,721.53	92,088.83	0.00	92,088.83-	
	TOTAL EXPENDITURES	0.00	0.00	30,721.53	92,088.83	0.00	92,088.83-	
TOTAL ROCK CREEK #3B CID TIF PROP		0.00	0.00	30,721.53	92,088.83	0.00	92,088.83-	
(69) ROCK CREEK #4 TIF DIST								
(90) EXPENDITURES								
	CONTRACTUAL SERVICES							
200-01	RC#4 CID DISTRIBUTION	0.00	0.00	0.00	0.00	0.00	0.00	0.0
200-02	RC#4 TIF SALES TAX DISTRIBUTIO	0.00	0.00	0.00	0.00	0.00	0.00	0.0
200-03	RC#4 TIF PROPERTY TAX DISTRIBU	0.00	0.00	0.00	0.00	0.00	0.00	0.0
	TOTAL CONTRACTUAL SERVICES	0.00	0.00	0.00	0.00	0.00	0.00	
	TOTAL EXPENDITURES	0.00	0.00	0.00	0.00	0.00	0.00	
TOTAL ROCK CREEK #4 TIF DIST		0.00	0.00	0.00	0.00	0.00	0.00	
(70) MISSION FARM AND FLOWER MARKET								
(90) EXPENDITURES								
	CONTRACTUAL SERVICES							
201-02	MARKET TOKEN PAYMENT	0.00	0.00	0.00	60.00	0.00	60.00-	
202-03	SNAP PAYMENT	0.00	0.00	0.00	57.00	0.00	57.00-	
212-05	MARKET MUSIC/ENTERTAINMENT	4,050.00	0.00	0.00	3,700.00	0.00	3,700.00-	
212-06	SERVICE CONTRACTS	2,980.54	0.00	22.07	4,643.64	0.00	4,643.64-	
213-02	RENTAL EQUIPMENT	0.00	0.00	0.00	0.00	0.00	0.00	0.0
	TOTAL CONTRACTUAL SERVICES	7,030.54	0.00	22.07	8,460.64	0.00	8,460.64-	

THIS MONTH'S EXPENSE REPORT

OCTOBER 31, 2026

ACCOUNT NUMBER	DESCRIPTION	LAST YEAR ACTUAL	THIS YEAR BUDGET	TRANSACTIONS MONTH-TO-DATE	TRANSACTIONS YEAR-TO-DATE	ENCUMBERED BALANCE	AVAILABLE BALANCE	% AVAIL
(70)	MISSION FARM AND FLOWER MARKET							
(90)	EXPENDITURES							
	COMMODITIES							
301-02	DOUBLE FOOD BUCK PAYMENTS	0.00	0.00	0.00	0.00	0.00	0.00	0.0
301-08	SUPPLIES	879.58	0.00	0.00	1,483.65	0.00	1,483.65-	
	TOTAL COMMODITIES	879.58	0.00	0.00	1,483.65	0.00	1,483.65-	
	CAPITAL OUTLAY							
400-01	MISCELLANEOUS	1,329.17	0.00	0.00	2,461.74	0.00	2,461.74-	
407-01	EQUIPMENT PURCHASES	1,553.09	0.00	0.00	1,908.67	0.00	1,908.67-	
	TOTAL CAPITAL OUTLAY	2,882.26	0.00	0.00	4,370.41	0.00	4,370.41-	
	TOTAL EXPENDITURES	10,792.38	0.00	22.07	14,314.70	0.00	14,314.70-	
	TOTAL MISSION FARM AND FLOWER MARKET	10,792.38	0.00	22.07	14,314.70	0.00	14,314.70-	
	GRAND TOTAL	29,301,723.98	36,696,924.00	2,794,267.41	23,734,439.24	360,891.11	12,601,593.65	34.3

THIS MONTH'S REVENUE REPORT

OCTOBER 31, 2026

ACCOUNT NUMBER	DESCRIPTION	REVENUE LAST YEAR	ANTICIPATED REVENUE	REVENUE MONTH-TO-DATE	REVENUE YEAR-TO-DATE	COLLECTED REVENUE	% COL
(01) GENERAL FUND							
(00) TRANSFERS AND RESERVES							
004-00	TRANSFER FROM BLDG FUND	0.00	0.00	0.00	0.00	0.00	0.0
005-00	TRANSF FROM COMM CTR SALES TAX	0.00	0.00	0.00	0.00	0.00	0.0
007-00	PAYROLL TRNSFR TO GENERAL FUND	0.00	0.00	0.00	0.00	0.00	0.0
022-00	TRANSFER FROM STORM DRAIN	20,000.00	0.00	0.00	0.00	0.00	0.0
031-00	TRANSFER FROM ARPA FUND	0.00	0.00	0.00	0.00	0.00	0.0
045-00	TRANSFER FROM P&R SALES TAX	0.00	0.00	0.00	0.00	0.00	0.0
	TOTAL	20,000.00	0.00	0.00	0.00	0.00	
	TOTAL TRANSFERS AND RESERVES	20,000.00	0.00	0.00	0.00	0.00	
(40) REVENUES							
025-00	TRANSFER FROM CAP IMP	0.00	0.00	0.00	0.00	0.00	0.0
	TOTAL	0.00	0.00	0.00	0.00	0.00	
	COMMODITIES						
301-01	REAL ESTATE TAX - CURRENT	3,735,406.39	5,145,191.00	0.00	4,922,412.28	4,922,412.28	95.6
301-02	REAL ESTATE TX - DELINQUENT	6,574.31	20,000.00	1,353.93-	35,594.74	35,594.74	177.9
301-03	REAL ESTATE TAX - STREETS	0.00	0.00	0.00	0.00	0.00	0.0
301-04	TIF DIST MISSION PORTION	0.00	353,430.00-	0.00	313,441.53-	313,441.53-	88.6
301-05	TELECOM	0.00	0.00	0.00	0.00	0.00	0.0
301-10	MISSION SQUARE PILOT	83,630.22	47,250.00	0.00	28,385.55	28,385.55	60.0
303-01	COUNTY SALES TAX	899,582.16	890,410.00	80,782.14	768,634.62	768,634.62	86.3
303-02	CITY SALES TAX	2,763,030.94	2,893,700.00	236,581.88	2,337,798.38	2,337,798.38	80.7
303-03	COUNTY SALES / NEW JAIL PORTION	221,742.38	219,675.00	19,941.36	188,959.31	188,959.31	86.0
303-04	CITY SALES TAX - BUSIN DEVELOP	0.00	0.00	0.00	0.00	0.00	0.0
303-05	JO CO SCH DISTR SALES TAX	0.00	0.00	0.00	0.00	0.00	0.0
303-06	JO CO PUBLIC SAFETY SALES TAX	221,742.38	219,675.00	19,941.36	188,959.31	188,959.31	86.0
303-07	JO CO COURT SALES TAX	221,741.08	219,675.00	19,941.24	188,958.19	188,958.19	86.0
303-08	TRANSIENT GUEST TAX	0.00	0.00	0.00	0.00	0.00	0.0
303-10	TRANS DEV DIST TAX	0.00	0.00	0.00	0.00	0.00	0.0
303-15	MISSION CROSSING CID SALES TAX	0.00	0.00	0.00	0.00	0.00	0.0
303-16	MISSION CROSSING TIF SALES TAX	0.00	0.00	0.00	0.00	0.00	0.0
303-17	MISSION CROSSING TIF PROP TAX	0.00	0.00	0.00	0.00	0.00	0.0
303-18	CORNERSTONE COMMONS CID	0.00	0.00	0.00	0.00	0.00	0.0
303-19	ECONOMIC DEVELOPMENT ADMIN FEE	5,000.00	0.00	0.00	5,000.00	5,000.00	
305-01	MOTOR VEHICLE TAX	252,069.09	298,448.00	33,193.22	264,077.77	264,077.77	88.4
305-02	RECREATIONAL VEHICLE TAX	958.70	661.00	91.18	983.21	983.21	148.7
306-02	RENTAL EXCISE TAX	0.00	0.00	0.00	0.00	0.00	0.0
306-03	PERS PROPR TX - DELINQUENT	15.81	192.00	16.92	96.86	96.86	50.4
306-04	HEAVY TRUCKS TAX 16-20M	3,622.47	4,163.00	0.00	2,932.04	2,932.04	70.4
307-01	ALCOHOL TAX	150,025.25	156,500.00	0.00	112,527.69	112,527.69	71.9
308-01	CITY USE TAX	1,426,447.50	1,698,175.00	147,156.92	1,564,896.96	1,564,896.96	92.1
308-02	COUNTY USE TAX	318,850.57	324,090.00	30,128.24	285,075.69	285,075.69	87.9
308-03	COUNTY USE / NEW JAIL PORTION	79,712.88	75,743.00	7,532.08	71,269.12	71,269.12	94.0
308-04	JO CO SCH DISTR USE TAX	0.00	0.00	0.00	0.00	0.00	0.0
308-05	JO CO PUBLIC SAFETY USE TAX	79,712.88	75,743.00	7,532.08	71,269.12	71,269.12	94.0
308-07	JO CO COURT USE TAX	79,712.44	75,743.00	7,532.05	71,268.71	71,268.71	94.0
311-01	LAVTR	0.00	0.00	0.00	0.00	0.00	0.0
312-01	CITY / COUNTY REVENUE SHARE	0.00	0.00	0.00	0.00	0.00	0.0
313-01	COUNTRYSIDE/"TRASH TAX"	0.00	0.00	0.00	0.00	0.00	0.0
321-01	UTIL FRANCH TX DO NOT USE	0.00	0.00	0.00	0.00	0.00	0.0
321-02	ELECTRIC FRANCHISE FEE	705,788.29	726,150.00	80,442.88	570,580.04	570,580.04	78.5
321-03	GAS FRANCHISE FEE	280,392.29	300,000.00	0.00	216,129.47	216,129.47	72.0

THIS MONTH'S REVENUE REPORT

OCTOBER 31, 2026

ACCOUNT NUMBER	DESCRIPTION	REVENUE LAST YEAR	ANTICIPATED REVENUE	REVENUE MONTH-TO-DATE	REVENUE YEAR-TO-DATE	COLLECTED REVENUE	% COL
(01) GENERAL FUND							
(40) REVENUES							
COMMODITIES							
321-04	TELEPHONE FRANCHISE FEE	2,998.13	5,000.00	269.29	2,749.56	2,749.56	54.9
321-05	CABLE FRANCHISE FEE	51,185.09	40,000.00	1,886.86	36,386.23	36,386.23	90.9
321-06	VIDEO FRANCHISE FEE	2,137.56	4,500.00	490.06	1,387.46	1,387.46	30.8
321-07	TELCO FRANCHISE FEE	0.00	0.00	0.00	0.00	0.00	0.0
321-08	AT&T VIDEO FRANCHISE FEES	0.00	0.00	0.00	0.00	0.00	0.0
321-09	GOOGLE FIBER	0.00	0.00	0.00	0.00	0.00	0.0
322-01	OCCUPATIONAL LICENSE	75,580.44	85,000.00	635.00	91,971.00	91,971.00	108.2
322-02	PUBLIC WORKS PERMITS	10,300.00	10,000.00	600.00	7,150.00	7,150.00	71.5
322-03	RENTAL LICENSE	40,666.00	50,000.00	62.00	47,399.00	47,399.00	94.7
322-04	TREE SERVICE LICENSE FEE	0.00	0.00	0.00	0.00	0.00	0.0
322-05	RENTAL INSPECTION FEES	0.00	0.00	0.00	67.64	67.64	
322-06	BUILDING PERMIT FEES	82,559.38	229,000.00	3,708.98	177,037.89	177,037.89	77.3
322-07	PLAN REVIEW FEE	116,973.73	65,000.00	186,680.78	268,125.07	268,125.07	412.5
322-08	SIGN PERMITS	4,044.93	5,000.00	347.63	5,184.32	5,184.32	103.6
322-09	LAND USE PERMITS	2,565.00	2,000.00	0.00	320.00	320.00	16.0
322-10	CMB/DRINKING/LIQUOR/CLUB	5,030.00	5,000.00	1,000.00	5,830.00	5,830.00	116.6
322-11	FIRE DEPARTMENT FEES	0.00	0.00	0.00	0.00	0.00	0.0
322-15	OPERATOR/SOLIC/MASSAGE/SECURIT	875.00	800.00	350.00	5,175.00	5,175.00	646.8
323-01	ANIMAL LICENSE	550.00	500.00	0.00	450.00	450.00	90.0
323-02	ANIMAL IMPOUND RELEASE FEES	0.00	0.00	0.00	0.00	0.00	0.0
324-01	CITY SOLID WASTE PROGRAM	0.00	0.00	0.00	0.00	0.00	0.0
330-01	MISSION SUMMER PROGRAM	279,379.50	295,000.00	0.00	307,439.42	307,439.42	104.2
330-02	WINTER/SPRING BREAK CAMP	0.00	0.00	0.00	0.00	0.00	0.0
331-01	OUTDOOR PARK RENTALS	0.00	0.00	640.00	19,452.00	19,452.00	
331-02	OUTDOOR POOL MEMBERSHIPS	64,576.00	70,000.00	0.00	59,359.60	59,359.60	84.7
331-03	OUTDOOR POOL FRONT DESK	62,675.00	50,000.00	0.00	61,165.00	61,165.00	122.3
331-04	OUTDOOR POOL CONCESSIONS	30,985.84	35,000.00	1,468.98-	31,720.70	31,720.70	90.6
331-05	OUTDOOR POOL PROGRAM FEES	4,285.00	5,000.00	0.00	6,032.87	6,032.87	120.6
331-06	OUTDOOR POOL RENTALS	10,957.50	15,000.00	0.00	11,693.50	11,693.50	77.9
331-07	SUPER POOL PASS REVENUES	5,352.87	6,500.00	191.52-	5,698.48	5,698.48	87.6
333-01	COMMUNITY CTR MEMBERSHIPS	530,422.55	595,000.00	43,313.65	505,727.48	505,727.48	84.9
333-02	COMMUNITY CTR RENTALS	308,089.23	300,000.00	33,066.97	222,524.29	222,524.29	74.1
333-04	COMMUNITY CTR PROGRAM FEES	280,207.27	305,000.00	29,204.80	303,506.34	303,506.34	99.5
333-05	COMMUNITY CTR DAILY FEES	143,037.10	150,000.00	7,913.00	100,504.60	100,504.60	67.0
333-06	COMMUNITY CENTER MISC	1,113.47	2,500.00	204.04	2,863.66	2,863.66	114.5
333-07	COMM CENTER MORROW TRUST FUND	0.00	0.00	0.00	0.00	0.00	0.0
333-08	RESALE ITEMS COMM CENTER	921.75	850.00	6.32	702.27	702.27	82.6
333-09	COMM CTR SPONSORSHIP/ADS	0.00	0.00	0.00	0.00	0.00	0.0
333-10	PCC INSURANCE MEMBERSHIPS	142,345.98	150,000.00	16,191.35	161,756.75	161,756.75	107.8
341-01	FINES	502,414.26	560,000.00	54,255.72	479,163.96	479,163.96	85.5
341-02	PARKING FINES	0.00	1,000.00	0.00	0.00	0.00	0.0
341-03	ALARM FINES	175.00	250.00	0.00	0.00	0.00	0.0
341-04	POLICE DEPT LAB FEES	1,006.00	5,000.00	0.00	998.00	998.00	19.9
341-05	FUEL ASSESSMENT FEES	4,257.59	5,000.00	482.00	4,162.00	4,162.00	83.2
341-06	ADA ACCESSIBILTY FEES	14,236.59	15,000.00	1,874.00	15,560.00	15,560.00	103.7
341-07	MOTION FEES	1,190.00	1,000.00	0.00	700.00	700.00	70.0
341-08	EXPUNGEMENT FEES	600.00	1,000.00	200.00	1,200.00	1,200.00	120.0
351-01	INTEREST / INVESTMENTS	99,090.22	75,000.00	9,986.72	78,530.47	78,530.47	104.7
361-01	REIMBURSED EXPENSES	295,171.56	15,000.00	18,657.26	72,936.35	72,936.35	486.2
361-02	NEAC ADMINISTRATIVE COST REIMB	0.00	0.00	0.00	0.00	0.00	0.0
361-03	INTERGOVERNMENTAL REVENUE	14,001.38	20,000.00	4,055.90	8,603.66	8,603.66	43.0
361-04	DONATIONS	0.00	0.00	0.00	700.00	700.00	
361-05	COURT COSTS	20,859.00	25,000.00	2,567.50	21,318.00	21,318.00	85.2
361-06	CHGS F/SERVICES - OTHER	0.00	0.00	0.00	0.00	0.00	0.0
361-07	SALE OF FIXED ASSETS	0.00	25,000.00	0.00	34,100.00	34,100.00	136.4
361-08	WEST GATEWAY PLAN REVIEW FEES	0.00	0.00	0.00	0.00	0.00	0.0
361-09	COURT APPOINTED ATTORNEY	0.00	0.00	0.00	0.00	0.00	0.0
361-10	ONLINE CONVENIENCE FEE	0.00	0.00	0.00	0.00	0.00	0.0
361-11	JAIL FEES	0.00	0.00	0.00	0.00	0.00	0.0
361-12	INSURANCE PROCEEDS	18,187.15	0.00	5,228.22	5,228.22	5,228.22	
363-01	MISCELLANEOUS	73,614.18	335,000.00	1,136.20	14,658.33	14,658.33	4.3
363-02	MISSION 50TH DONAT/BOOK SALES	0.00	0.00	0.00	0.00	0.00	0.0

THIS MONTH'S REVENUE REPORT

OCTOBER 31, 2026

ACCOUNT NUMBER	DESCRIPTION	REVENUE LAST YEAR	ANTICIPATED REVENUE	REVENUE MONTH-TO-DATE	REVENUE YEAR-TO-DATE	COLLECTED REVENUE	% COL
(01) GENERAL FUND							
(40) REVENUES							
	COMMODITIES						
363-03	LOCAL LAW ENFORCEMENT BLK GRNT	0.00	0.00	0.00	0.00	0.00	0.0
363-04	SUSTAINABILITY REVENUE	0.00	0.00	0.00	0.00	0.00	0.0
363-05	FARMERS MARKET REVENUES	0.00	0.00	0.00	0.00	0.00	0.0
363-06	ANIMAL CONTROL SERVICES	49,819.20	30,000.00	0.00	28,551.40	28,551.40	95.1
363-07	2020 CARES REIMBURSEMENT	0.00	0.00	0.00	0.00	0.00	0.0
363-08	CITY SWAG SALES (TSHIRTS, ETC)	0.00	0.00	0.00	0.00	0.00	0.0
364-01	NUISANCE ABATMENT FEES	14,086.83	28,000.00	778.67	28,620.73	28,620.73	102.2
364-02	ADMIN ABATEMENT FEES	903.50	1,000.00	100.50	1,100.50	1,100.50	110.0
	TOTAL COMMODITIES	14,905,184.81	16,661,654.00	1,113,692.54	14,827,879.28	14,827,879.28	88.9
	ENCUMBRANCES CANCELLED						
798-01	ENCUMBRANCES CANCELLED	0.00	0.00	0.00	0.00	0.00	0.0
	TOTAL ENCUMBRANCES CANCELLED	0.00	0.00	0.00	0.00	0.00	
801-01	BOND PROCEEDS	0.00	0.00	0.00	0.00	0.00	0.0
	TOTAL	0.00	0.00	0.00	0.00	0.00	
	TOTAL REVENUES	14,905,184.81	16,661,654.00	1,113,692.54	14,827,879.28	14,827,879.28	88.9
TOTAL GENERAL FUND		14,925,184.81	16,661,654.00	1,113,692.54	14,827,879.28	14,827,879.28	88.9
(02) CONDUIT ACCT							
(40) REVENUES							
	COMMODITIES						
374-03	RECEIPTS	63,467.55	0.00	6,820.14	75,291.63	75,291.63	
	TOTAL COMMODITIES	63,467.55	0.00	6,820.14	75,291.63	75,291.63	
	TOTAL REVENUES	63,467.55	0.00	6,820.14	75,291.63	75,291.63	
TOTAL CONDUIT ACCT		63,467.55	0.00	6,820.14	75,291.63	75,291.63	
(03) SPECIAL HIGHWAY FUND							
(40) REVENUES							
	ENCUMBRANCES CANCELLED						
798-01	ENCUMBRANCES CANCELLED	0.00	0.00	0.00	0.00	0.00	0.0
	TOTAL ENCUMBRANCES CANCELLED	0.00	0.00	0.00	0.00	0.00	

THIS MONTH'S REVENUE REPORT

OCTOBER 31, 2026

ACCOUNT NUMBER	DESCRIPTION	REVENUE LAST YEAR	ANTICIPATED REVENUE	REVENUE MONTH-TO-DATE	REVENUE YEAR-TO-DATE	COLLECTED REVENUE	% COL
(03) SPECIAL HIGHWAY FUND							
(40) REVENUES							
800-01	SPECIAL CITY / COUNTY HIGHWAY	270,929.69	267,010.00	72,917.99	278,539.25	278,539.25	104.3
800-02	INTEREST INCOME	928.38	2,500.00	32.86	298.93	298.93	11.9
800-03	CARS	0.00	0.00	0.00	0.00	0.00	0.0
800-04	REIMBURSEMENT EXPENSES	27,260.00	0.00	0.00	129,640.00	129,640.00	
800-05	MISCELLANEOUS REVENUE	0.00	0.00	0.00	0.00	0.00	0.0
800-07	INTERGOVERNMENTAL REVENUE	0.00	0.00	0.00	0.00	0.00	0.0
	TOTAL	299,118.07	269,510.00	72,950.85	408,478.18	408,478.18	151.5
	TOTAL REVENUES	299,118.07	269,510.00	72,950.85	408,478.18	408,478.18	151.5
TOTAL SPECIAL HIGHWAY FUND		299,118.07	269,510.00	72,950.85	408,478.18	408,478.18	151.5
(04) BUILDING FUND							
(40) REVENUES							
	ENCUMBRANCES CANCELLED						
798-01	ENCUMBRANCES CANCELLED	0.00	0.00	0.00	0.00	0.00	0.0
	TOTAL ENCUMBRANCES CANCELLED	0.00	0.00	0.00	0.00	0.00	
801-01	BOND MONEY PROCEEDS	0.00	0.00	0.00	0.00	0.00	0.0
801-02	BOND PROCEEDS - ISSUANCE COSTS	0.00	0.00	0.00	0.00	0.00	0.0
802-02	SALES TAX TRANSFER FROM G FUND	0.00	0.00	0.00	0.00	0.00	0.0
802-03	INTEREST INCOME	0.00	0.00	0.00	0.00	0.00	0.0
810-00	GEN FUND TRNSFR TO BLDG FUND	0.00	0.00	0.00	0.00	0.00	0.0
861-01	REIMBURSED EXPENSE	0.00	0.00	0.00	0.00	0.00	0.0
	TOTAL	0.00	0.00	0.00	0.00	0.00	
	TOTAL REVENUES	0.00	0.00	0.00	0.00	0.00	
TOTAL BUILDING FUND		0.00	0.00	0.00	0.00	0.00	
(05) BOND & INTEREST G.O. SALES TAX							
(40) REVENUES							
808-01	BOND PROCEEDS	0.00	0.00	0.00	0.00	0.00	0.0
808-02	SALES TAX RECEIPTS	0.00	0.00	0.00	0.00	0.00	0.0
808-03	INTEREST INCOME	0.00	0.00	0.00	0.00	0.00	0.0
810-00	BLDG FD TRANSF TO GO SALES TAX	0.00	0.00	0.00	0.00	0.00	0.0
	TOTAL	0.00	0.00	0.00	0.00	0.00	
	TOTAL REVENUES	0.00	0.00	0.00	0.00	0.00	
TOTAL BOND & INTEREST G.O. SALES TAX		0.00	0.00	0.00	0.00	0.00	

THIS MONTH'S REVENUE REPORT

OCTOBER 31, 2026

ACCOUNT NUMBER	DESCRIPTION	REVENUE LAST YEAR	ANTICIPATED REVENUE	REVENUE MONTH-TO-DATE	REVENUE YEAR-TO-DATE	COLLECTED REVENUE	% COL
(06) CONSOLIDATION FUND							
(40) REVENUES							
	COMMODITIES						
374-03	RECEIPTS	0.00	0.00	0.00	0.00	0.00	0.0
	TOTAL COMMODITIES	0.00	0.00	0.00	0.00	0.00	
	TOTAL REVENUES	0.00	0.00	0.00	0.00	0.00	
	TOTAL CONSOLIDATION FUND	0.00	0.00	0.00	0.00	0.00	
(08) MUNICIPAL COURT							
(40) REVENUES							
	COMMODITIES						
374-03	CASH BONDS COLLECTED	88,453.00	0.00	9,219.00	67,080.00	67,080.00	
374-05	MISC REVENUE	0.00	0.00	0.00	378.08	378.08	
	TOTAL COMMODITIES	88,453.00	0.00	9,219.00	67,458.08	67,458.08	
	TOTAL REVENUES	88,453.00	0.00	9,219.00	67,458.08	67,458.08	
	TOTAL MUNICIPAL COURT	88,453.00	0.00	9,219.00	67,458.08	67,458.08	
(09) SPECIAL ALCOHOL PROGRAM							
(40) REVENUES							
	COMMODITIES						
307-01	SPECIAL ALCOHOL PROGRAM	150,025.23	144,958.00	0.00	112,527.71	112,527.71	77.6
	TOTAL COMMODITIES	150,025.23	144,958.00	0.00	112,527.71	112,527.71	77.6
	TOTAL REVENUES	150,025.23	144,958.00	0.00	112,527.71	112,527.71	77.6
	TOTAL SPECIAL ALCOHOL PROGRAM	150,025.23	144,958.00	0.00	112,527.71	112,527.71	77.6
(10) SPECIAL PARKS & REC FUND							
(40) REVENUES							
	ENCUMBRANCES CANCELLED						
798-01	ENCUMBRANCES CANCELLED	0.00	0.00	0.00	0.00	0.00	0.0
	TOTAL ENCUMBRANCES CANCELLED	0.00	0.00	0.00	0.00	0.00	
801-02	OTHER FINANCING-CAPITAL LEASES	0.00	0.00	0.00	0.00	0.00	0.0
804-01	MISCELLANEOUS REVENUE	0.00	0.00	0.00	0.00	0.00	0.0
805-01	DONATIONS	0.00	0.00	0.00	0.00	0.00	0.0

THIS MONTH'S REVENUE REPORT

OCTOBER 31, 2026

ACCOUNT NUMBER	DESCRIPTION	REVENUE LAST YEAR	ANTICIPATED REVENUE	REVENUE MONTH-TO-DATE	REVENUE YEAR-TO-DATE	COLLECTED REVENUE	% COL
(10) SPECIAL PARKS & REC FUND							
(40) REVENUES							
806-01	ALCOHOL TAX	150,025.24	144,958.00	0.00	112,527.71	112,527.71	77.6
806-02	INTEREST INCOME	5,467.49	2,500.00	367.97	3,353.57	3,353.57	134.1
806-03	CELEBRATION TREE REVENUE	620.00	5,000.00	35.00	1,382.00	1,382.00	27.6
	TOTAL	156,112.73	152,458.00	402.97	117,263.28	117,263.28	76.9
	TOTAL REVENUES	156,112.73	152,458.00	402.97	117,263.28	117,263.28	76.9
	TOTAL SPECIAL PARKS & REC FUND	156,112.73	152,458.00	402.97	117,263.28	117,263.28	76.9
(11) BOND & INTEREST FUND							
(00) TRANSFERS AND RESERVES							
012-00	TRANSFER FROM SPEC PROJECTS	0.00	0.00	0.00	0.00	0.00	0.0
018-00	TNFR FROM SCH DIST SALES TAX	0.00	0.00	0.00	0.00	0.00	0.0
	TOTAL	0.00	0.00	0.00	0.00	0.00	
804-01	TRANSFER FROM GEN FUND	0.00	0.00	0.00	0.00	0.00	0.0
	TOTAL	0.00	0.00	0.00	0.00	0.00	
	TOTAL TRANSFERS AND RESERVES	0.00	0.00	0.00	0.00	0.00	
(40) REVENUES							
801-01	REAL ESTATE TAX CURRENT	0.00	0.00	0.00	0.00	0.00	0.0
801-02	REAL ESTATE TAX DEL	0.00	0.00	0.00	0.00	0.00	0.0
801-04	M & E SLIDER	0.00	0.00	0.00	0.00	0.00	0.0
801-05	TELECOM	0.00	0.00	0.00	0.00	0.00	0.0
804-04	TRANSFER FROM CIP	0.00	0.00	0.00	0.00	0.00	0.0
805-01	MOTOR VEHICLE TAX	0.00	0.00	0.00	0.00	0.00	0.0
805-02	RECREATIONAL VEHICLE TAX	0.00	0.00	0.00	0.00	0.00	0.0
805-04	HEAVY TRUCK TAX 16-20M	0.00	0.00	0.00	0.00	0.00	0.0
808-01	SPEC ASSESSM - CURRENT	0.00	0.00	0.00	0.00	0.00	0.0
808-02	INTEREST INCOME	0.00	0.00	0.00	0.00	0.00	0.0
808-03	SP ASSESSM TAX - DELINQUENT	0.00	0.00	0.00	0.00	0.00	0.0
810-00	BLDG FUND TRANSFER TO BOND / INT	0.00	0.00	0.00	0.00	0.00	0.0
810-01	G.F. TRANSFER TO DEBT SERV	0.00	0.00	0.00	0.00	0.00	0.0
	TOTAL	0.00	0.00	0.00	0.00	0.00	
	TOTAL REVENUES	0.00	0.00	0.00	0.00	0.00	
	TOTAL BOND & INTEREST FUND	0.00	0.00	0.00	0.00	0.00	
(12) SPECIAL PROJECTS FUND							

THIS MONTH'S REVENUE REPORT

OCTOBER 31, 2026

ACCOUNT NUMBER	DESCRIPTION	REVENUE LAST YEAR	ANTICIPATED REVENUE	REVENUE MONTH-TO-DATE	REVENUE YEAR-TO-DATE	COLLECTED REVENUE	% COL
(12) SPECIAL PROJECTS FUND							
(40) REVENUES							
	ENCUMBRANCES CANCELLED						
798-01	ENCUMBRANCES CANCELLED	0.00	0.00	0.00	0.00	0.00	0.0
	TOTAL ENCUMBRANCES CANCELLED	0.00	0.00	0.00	0.00	0.00	
804-01	TRANSFER FROM GENERAL FUND	0.00	0.00	0.00	0.00	0.00	0.0
804-03	CDBG RECEIVABLE	0.00	0.00	0.00	0.00	0.00	0.0
804-04	BLOCK GRANT PROCEEDS	0.00	0.00	0.00	0.00	0.00	0.0
804-06	INTEREST INCOME	0.00	0.00	0.00	0.00	0.00	0.0
804-07	INTERGOVERNMENTAL REVENUE	0.00	0.00	0.00	0.00	0.00	0.0
808-01	BOND PROCEEDS	0.00	0.00	0.00	0.00	0.00	0.0
808-02	JO DR IMP/BUSINESS IMP FUNDS	0.00	0.00	0.00	0.00	0.00	0.0
	TOTAL	0.00	0.00	0.00	0.00	0.00	
	TOTAL REVENUES	0.00	0.00	0.00	0.00	0.00	
TOTAL SPECIAL PROJECTS FUND		0.00	0.00	0.00	0.00	0.00	
(13) LAMAR BRIDGE REPLACEMENT							
(40) REVENUES							
801-01	BOND MONEY PROCEEDS	0.00	0.00	0.00	0.00	0.00	0.0
801-02	GOOD FAITH DEPOSIT	0.00	0.00	0.00	0.00	0.00	0.0
851-01	INTEREST INCOME	0.00	0.00	0.00	0.00	0.00	0.0
861-03	INTERGOVERNMENTAL REVENUE	0.00	0.00	0.00	0.00	0.00	0.0
861-04	TRANSFER FROM CIP	0.00	0.00	0.00	0.00	0.00	0.0
	TOTAL	0.00	0.00	0.00	0.00	0.00	
	TOTAL REVENUES	0.00	0.00	0.00	0.00	0.00	
TOTAL LAMAR BRIDGE REPLACEMENT		0.00	0.00	0.00	0.00	0.00	
(14) ADSAP (ALCOHOL/DRUG SAFE)							
(40) REVENUES							
	COMMODITIES						
301-01	ALCOHOL & DRUG SAFETY - RECEIPTS	0.00	0.00	0.00	0.00	0.00	0.0
301-02	ADSAP ADMIN FEE REVENUE	0.00	0.00	0.00	0.00	0.00	0.0
	TOTAL COMMODITIES	0.00	0.00	0.00	0.00	0.00	
	TOTAL REVENUES	0.00	0.00	0.00	0.00	0.00	
TOTAL ADSAP (ALCOHOL/DRUG SAFE)		0.00	0.00	0.00	0.00	0.00	
(15) REINSTATEMENT FUND							

THIS MONTH'S REVENUE REPORT

OCTOBER 31, 2026

ACCOUNT NUMBER	DESCRIPTION	REVENUE LAST YEAR	ANTICIPATED REVENUE	REVENUE MONTH-TO-DATE	REVENUE YEAR-TO-DATE	COLLECTED REVENUE	% COL
(15) REINSTATEMENT FUND							
(30) POLICE DEPARTMENT							
	COMMODITIES						
301-02	JUDICIAL UPCHARGE REMITTANCE	0.00	0.00	0.00	0.00	0.00	0.0
	TOTAL COMMODITIES	0.00	0.00	0.00	0.00	0.00	
	TOTAL POLICE DEPARTMENT	0.00	0.00	0.00	0.00	0.00	
(40) REVENUES							
	COMMODITIES						
301-01	REINSTATEMENT - RECEIPTS	12,563.19	0.00	880.00	9,434.15	9,434.15	
301-02	JUDICIAL SURCHARGE RECEIPTS	3,162.39	0.00	232.00	2,420.00	2,420.00	
	TOTAL COMMODITIES	15,725.58	0.00	1,112.00	11,854.15	11,854.15	
	TOTAL REVENUES	15,725.58	0.00	1,112.00	11,854.15	11,854.15	
	TOTAL REINSTATEMENT FUND	15,725.58	0.00	1,112.00	11,854.15	11,854.15	
(16) SPEC LAW ENFORCEMENT TRST							
(40) REVENUES							
	COMMODITIES						
301-01	LAW ENFORCEMENT FORFEITURES	0.00	0.00	0.00	0.00	0.00	0.0
301-02	INTEREST INCOME	0.00	0.00	0.00	0.00	0.00	0.0
301-03	ASSESSMENTS / PENALTIES ON DRUGS	0.00	0.00	0.00	0.00	0.00	0.0
301-04	FEDERAL DOJ FORFEITURES	0.00	0.00	0.00	0.00	0.00	0.0
301-05	FEDERAL TREASURY FORFEITURES	0.00	0.00	0.00	0.00	0.00	0.0
	TOTAL COMMODITIES	0.00	0.00	0.00	0.00	0.00	
801-05	MISCELLANEOUS INCOME	0.00	0.00	0.00	0.00	0.00	0.0
	TOTAL	0.00	0.00	0.00	0.00	0.00	
	TOTAL REVENUES	0.00	0.00	0.00	0.00	0.00	
	TOTAL SPEC LAW ENFORCEMENT TRST	0.00	0.00	0.00	0.00	0.00	
(17) RESTRICTED FUNDS							
(40) REVENUES							
	COMMODITIES						
333-07	DONATIONS/GIFTS/DEPOSITS	32,500.00	0.00	0.00	0.00	0.00	0.0
361-01	INS PROCEED FUNDS KSA40-3901	0.00	0.00	0.00	79,213.14	79,213.14	
361-12	MISSION 101	22,500.00	0.00	0.00	0.00	0.00	0.0
	TOTAL COMMODITIES	55,000.00	0.00	0.00	79,213.14	79,213.14	

THIS MONTH'S REVENUE REPORT

OCTOBER 31, 2026

ACCOUNT NUMBER	DESCRIPTION	REVENUE LAST YEAR	ANTICIPATED REVENUE	REVENUE MONTH-TO-DATE	REVENUE YEAR-TO-DATE	COLLECTED REVENUE	% COL
(17) RESTRICTED FUNDS							
(40) REVENUES							
TOTAL REVENUES		55,000.00	0.00	0.00	79,213.14	79,213.14	
TOTAL RESTRICTED FUNDS		55,000.00	0.00	0.00	79,213.14	79,213.14	
(18) SCHOOL DISTR SALES TAX							
(40) REVENUES							
COMMODITIES							
333-07	SCH DISTR SALES TAX	0.00	0.00	0.00	0.00	0.00	0.0
335-07	SCH DISTR USE TAX	0.00	0.00	0.00	0.00	0.00	0.0
351-01	INTEREST INCOME	562.42	0.00	42.78	389.90	389.90	
TOTAL COMMODITIES		562.42	0.00	42.78	389.90	389.90	
TOTAL REVENUES		562.42	0.00	42.78	389.90	389.90	
TOTAL SCHOOL DISTR SALES TAX		562.42	0.00	42.78	389.90	389.90	
(19) MISSION BUSINESS DEVELOPMENT							
(00) TRANSFERS AND RESERVES							
804-01	TRANSFER FROM GENERL FUND	0.00	0.00	0.00	0.00	0.00	0.0
804-04	TRANSFER FROM BLDG FUND	0.00	0.00	0.00	0.00	0.00	0.0
TOTAL		0.00	0.00	0.00	0.00	0.00	
TOTAL TRANSFERS AND RESERVES		0.00	0.00	0.00	0.00	0.00	
(40) REVENUES							
COMMODITIES							
303-08	TRANSIENT GUEST TAX RECEIPTS	95,943.30	100,000.00	30,115.98	128,099.70	128,099.70	128.0
333-01	CATTLE DRIVE REVENUE	0.00	0.00	0.00	0.00	0.00	0.0
333-02	ARTS COUNCIL REVENUE	0.00	0.00	0.00	0.00	0.00	0.0
333-03	ARTS & EATS REVENUE	0.00	0.00	0.00	0.00	0.00	0.0
333-04	HOLIDAY LIGHTS REVENUE	0.00	0.00	0.00	0.00	0.00	0.0
333-07	SALES TAX	0.00	0.00	0.00	0.00	0.00	0.0
333-09	PROGRAM REVENUES MISC	0.00	0.00	0.00	3,000.00	3,000.00	
333-10	HOLIDAY ADOPTIONS	0.00	0.00	0.00	0.00	0.00	0.0
333-15	ANNIVERARY CELEBRATIONS	0.00	0.00	0.00	250.00	250.00	
333-20	DOG PARK REVENUE	0.00	0.00	0.00	0.00	0.00	0.0
333-21	MISC REVENUES	0.00	100,000.00	500.00	560.00	560.00	0.5
351-01	INTEREST INCOME	845.58	2,000.00	64.48	586.39	586.39	29.3
TOTAL COMMODITIES		96,788.88	202,000.00	30,680.46	132,496.09	132,496.09	65.5
ENCUMBRANCES CANCELLED							
798-01	ENCUMBRANCES CANCELLED	0.00	0.00	0.00	0.00	0.00	0.0
TOTAL ENCUMBRANCES CANCELLED		0.00	0.00	0.00	0.00	0.00	

THIS MONTH'S REVENUE REPORT

OCTOBER 31, 2026

ACCOUNT NUMBER	DESCRIPTION	REVENUE LAST YEAR	ANTICIPATED REVENUE	REVENUE MONTH-TO-DATE	REVENUE YEAR-TO-DATE	COLLECTED REVENUE	% COL
(19) MISSION BUSINESS DEVELOPMENT							
(40) REVENUES							
TOTAL REVENUES		96,788.88	202,000.00	30,680.46	132,496.09	132,496.09	65.5
TOTAL MISSION BUSINESS DEVELOPMENT		96,788.88	202,000.00	30,680.46	132,496.09	132,496.09	65.5
(22) STORM DRAIN UTILITY							
(00) TRANSFERS AND RESERVES							
001-00	TRANSFER FROM GENERAL FUND	0.00	0.00	0.00	0.00	0.00	0.0
025-00	TRANSF FROM CIP FUND	0.00	0.00	0.00	0.00	0.00	0.0
026-00	TRANSFER FROM RC DRAINAGE #1	30,000.00	10,000.00	0.00	0.00	0.00	0.0
027-00	TRANSFER FROM RC DRAINAGE #2	60,000.00	50,000.00	0.00	0.00	0.00	0.0
TOTAL		90,000.00	60,000.00	0.00	0.00	0.00	0.0
TOTAL TRANSFERS AND RESERVES		90,000.00	60,000.00	0.00	0.00	0.00	0.0
(40) REVENUES							
COMMODITIES							
303-02	STORM DRAIN PROPERTY TAX	0.00	0.00	0.00	0.00	0.00	0.0
303-03	STORM DRAIN PROP TAX DEL	0.00	0.00	0.00	0.00	0.00	0.0
303-04	STORM DRAIN MOTOR VEH TAX	0.00	0.00	0.00	0.00	0.00	0.0
303-05	TELECOM	0.00	0.00	0.00	0.00	0.00	0.0
303-06	M & E SLIDER	0.00	0.00	0.00	0.00	0.00	0.0
351-01	INTEREST INCOME	163,446.45	100,000.00	11,033.83	137,026.02	137,026.02	137.0
361-01	REIMBURSED EXPENSES	2,750.00	0.00	0.00	0.00	0.00	0.0
361-03	INTERGOVERNMENTAL REVENUE	0.00	0.00	0.00	347,535.14	347,535.14	
361-06	STORM DRAIN USER FEES	2,501,459.67	2,510,000.00	0.00	2,508,954.79	2,508,954.79	99.9
361-07	STORM DRAIN USER FEES DEL	17,168.28	0.00	2,414.97	117,686.71	117,686.71	
361-08	GATEWAY SPECIAL ASSESSMENT	0.00	0.00	0.00	0.00	0.00	0.0
361-09	ROELAND COURT CID SPECIAL ASSE	15,766.60	15,800.00	0.00	14,978.27	14,978.27	94.7
363-01	MISCELLANEOUS INCOME	0.00	0.00	0.00	0.00	0.00	0.0
TOTAL COMMODITIES		2,700,591.00	2,625,800.00	13,448.80	3,126,180.93	3,126,180.93	119.0
ENCUMBRANCES CANCELLED							
798-01	ENCUMBRANCES CANCELLED	0.00	0.00	0.00	0.00	0.00	0.0
TOTAL ENCUMBRANCES CANCELLED		0.00	0.00	0.00	0.00	0.00	
801-01	BOND PROCEEDS	4,375,000.00	0.00	0.00	0.00	0.00	0.0
TOTAL		4,375,000.00	0.00	0.00	0.00	0.00	
TOTAL REVENUES		7,075,591.00	2,625,800.00	13,448.80	3,126,180.93	3,126,180.93	119.0
TOTAL STORM DRAIN UTILITY		7,165,591.00	2,685,800.00	13,448.80	3,126,180.93	3,126,180.93	116.3
(24) EQUIPMENT RESERVE AND REPLACEMENT							

THIS MONTH'S REVENUE REPORT

OCTOBER 31, 2026

ACCOUNT NUMBER	DESCRIPTION	REVENUE LAST YEAR	ANTICIPATED REVENUE	REVENUE MONTH-TO-DATE	REVENUE YEAR-TO-DATE	COLLECTED REVENUE	% COL
(24) EQUIPMENT RESERVE AND REPLACEMENT							
(00) TRANSFERS AND RESERVES							
001-00	TRANSFER FROM GENERAL FUND	0.00	110,404.00	0.00	110,404.00	110,404.00	100.0
025-00	TRANSFER FROM CAPITAL IMPROVEM	0.00	0.00	0.00	0.00	0.00	0.0
	TOTAL	0.00	110,404.00	0.00	110,404.00	110,404.00	100.0
	TOTAL TRANSFERS AND RESERVES	0.00	110,404.00	0.00	110,404.00	110,404.00	100.0
(40) REVENUES							
	COMMODITIES						
361-07	SALES OF FIXED ASSETS	0.00	0.00	0.00	29,400.00	29,400.00	
361-12	INSURANCE PROCEEDS	0.00	0.00	0.00	0.00	0.00	0.0
	TOTAL COMMODITIES	0.00	0.00	0.00	29,400.00	29,400.00	
801-01	BOND PROCEEDS	400,000.00	0.00	0.00	0.00	0.00	0.0
804-01	TRANSFER FROM GENERAL FUND	0.00	0.00	0.00	0.00	0.00	0.0
804-06	INTEREST INCOME	4,918.63	0.00	178.25	1,693.61	1,693.61	
808-03	INTEREST INCOME	0.00	0.00	0.00	0.00	0.00	0.0
	TOTAL	404,918.63	0.00	178.25	1,693.61	1,693.61	
	TOTAL REVENUES	404,918.63	0.00	178.25	31,093.61	31,093.61	
TOTAL EQUIPMENT RESERVE AND REPLACEMENT		404,918.63	110,404.00	178.25	141,497.61	141,497.61	128.1
(25) CAPITAL IMPROVEMENT							
(40) REVENUES							
011-00	TRANSFER FROM DEBT SERVICE	0.00	0.00	0.00	0.00	0.00	0.0
040-00	TRANS FROM STREET SALES TAX	0.00	0.00	0.00	0.00	0.00	0.0
	TOTAL	0.00	0.00	0.00	0.00	0.00	
	ENCUMBRANCES CANCELLED						
798-01	ENCUMBRANCES CANCELLED	0.00	0.00	0.00	0.00	0.00	0.0
	TOTAL ENCUMBRANCES CANCELLED	0.00	0.00	0.00	0.00	0.00	
804-01	TRANSFER FROM GENERAL FUND	800,000.00	750,000.00	750,000.00	750,000.00	750,000.00	100.0
804-02	TRANSFER FROM BLDG FUND	0.00	0.00	0.00	0.00	0.00	0.0
804-03	TRANSFER FROM SPECIAL PROJ	0.00	0.00	0.00	0.00	0.00	0.0
804-04	TRANSFER FROM STORMWATER	550,000.00	0.00	0.00	0.00	0.00	0.0
804-05	TRANSFER FROM SPEC HWY	0.00	0.00	0.00	0.00	0.00	0.0
804-06	INTEREST INCOME	84,026.26	50,000.00	6,867.48	81,353.42	81,353.42	162.7

THIS MONTH'S REVENUE REPORT

OCTOBER 31, 2026

ACCOUNT NUMBER	DESCRIPTION	REVENUE LAST YEAR	ANTICIPATED REVENUE	REVENUE MONTH-TO-DATE	REVENUE YEAR-TO-DATE	COLLECTED REVENUE	% COL
(25) CAPITAL IMPROVEMENT							
(40) REVENUES							
804-07	INTERGOVERNMENTAL REVENUE	1,437,352.72	9,126,488.00	101,019.42	697,765.69	697,765.69	7.6
804-08	SALE OF PROPERTY	0.00	0.00	0.00	0.00	0.00	0.0
804-09	MISCELLANEOUS REVENUE	91,640.28	7,983.00	0.00	6,359.08	6,359.08	79.6
804-10	WEST GATEWAY PLAN REVIEW FEES	0.00	0.00	0.00	0.00	0.00	0.0
804-11	TRANF FROM LAMAR BRIDGE	0.00	0.00	0.00	0.00	0.00	0.0
804-15	MISSION PET MART LOAN	64,360.00	64,360.00	5,362.50	53,635.00	53,635.00	83.3
804-20	SPEC BENEFIT DIST REV	0.00	0.00	0.00	0.00	0.00	0.0
804-26	TRANSFER FROM RC DRAINAGE #1	0.00	0.00	0.00	0.00	0.00	0.0
804-27	TRANSFER FROM RC DRAINAGE #2	0.00	0.00	0.00	0.00	0.00	0.0
808-01	BOND PROCEEDS	5,062,937.30	0.00	0.00	0.00	0.00	0.0
	TOTAL	8,090,316.56	9,998,831.00	863,249.40	1,589,113.19	1,589,113.19	15.8
	TOTAL REVENUES	8,090,316.56	9,998,831.00	863,249.40	1,589,113.19	1,589,113.19	15.8
TOTAL CAPITAL IMPROVEMENT		8,090,316.56	9,998,831.00	863,249.40	1,589,113.19	1,589,113.19	15.8
(26) ROCK CREEK DRAINAGE DIST #1							
(40) REVENUES							
COMMODITIES							
301-01	REAL ESTATE TAX - CURRENT	57.95	29,000.00	0.00	60.03	60.03	0.2
301-02	REAL ESTATE TAX - DELINQUENT	0.00	0.00	0.00	0.00	0.00	0.0
351-01	INTEREST INCOME	950.93	50.00	72.54	659.65	659.65	1319.3
361-03	INTERGOVERNMENTAL REVENUE	0.00	0.00	0.00	0.00	0.00	0.0
363-01	MISCELLANEOUS REVENUE	0.00	0.00	0.00	0.00	0.00	0.0
	TOTAL COMMODITIES	1,008.88	29,050.00	72.54	719.68	719.68	2.4
801-01	BOND PROCEEDS	0.00	0.00	0.00	0.00	0.00	0.0
	TOTAL	0.00	0.00	0.00	0.00	0.00	
	TOTAL REVENUES	1,008.88	29,050.00	72.54	719.68	719.68	2.4
TOTAL ROCK CREEK DRAINAGE DIST #1		1,008.88	29,050.00	72.54	719.68	719.68	2.4
(27) ROCK CREEK DRAINAGE DIST #2							
(40) REVENUES							
COMMODITIES							
301-01	REAL ESTATE TAX - CURRENT	61,817.52	67,925.00	472.50	62,677.79	62,677.79	92.2
301-02	REAL ESTATE TAX - DELINQUENT	470.46	1,000.00	0.00	1,171.44-	1,171.44-	<117.1>
351-01	INTEREST INCOME	39.69	100.00	3.10	27.76	27.76	27.7
361-03	INTERGOVERNMENTAL REVENUE	0.00	0.00	0.00	0.00	0.00	0.0
363-01	MISCELLANEOUS REVENUE	0.00	0.00	0.00	0.00	0.00	0.0
	TOTAL COMMODITIES	62,327.67	69,025.00	475.60	61,534.11	61,534.11	89.1

THIS MONTH'S REVENUE REPORT

OCTOBER 31, 2026

ACCOUNT NUMBER	DESCRIPTION	REVENUE LAST YEAR	ANTICIPATED REVENUE	REVENUE MONTH-TO-DATE	REVENUE YEAR-TO-DATE	COLLECTED REVENUE	% COL
(27) ROCK CREEK DRAINAGE DIST #2							
(40) REVENUES							
801-01	BOND PROCEEDS	0.00	0.00	0.00	0.00	0.00	0.0
	TOTAL	0.00	0.00	0.00	0.00	0.00	
	TOTAL REVENUES	62,327.67	69,025.00	475.60	61,534.11	61,534.11	89.1
	TOTAL ROCK CREEK DRAINAGE DIST #2	62,327.67	69,025.00	475.60	61,534.11	61,534.11	89.1
(30) SOLID WASTE UTILITY FUND							
(40) REVENUES							
804-01	TRANSFER FROM GENERAL FUND	80,000.00	100,000.00	0.00	0.00	0.00	0.0
804-03	UTILITY ASSESSMENTS	570,720.19	575,000.00	1,188.28	570,615.03	570,615.03	99.2
804-06	INTEREST INCOME	18,796.59	17,500.00	212.66	1,937.71	1,937.71	11.0
804-07	INTERGOVERNMENTAL REVENUE	0.00	0.00	0.00	0.00	0.00	0.0
804-09	MISCELLANEOUS REVENUE	0.00	0.00	0.00	0.00	0.00	0.0
804-10	TRASH & YARD WASTE STICKER REV	2,956.19	2,500.00	293.00	2,596.00	2,596.00	103.8
804-11	YARD WASTE STICKER REVENUE	0.00	0.00	0.00	0.00	0.00	0.0
804-12	COMMERCIAL RECYCLING PROGRAM	0.00	0.00	0.00	0.00	0.00	0.0
804-15	RECYCLING REBATE REVENUE	0.00	0.00	0.00	0.00	0.00	0.0
	TOTAL	672,472.97	695,000.00	1,693.94	575,148.74	575,148.74	82.7
	TOTAL REVENUES	672,472.97	695,000.00	1,693.94	575,148.74	575,148.74	82.7
	TOTAL SOLID WASTE UTILITY FUND	672,472.97	695,000.00	1,693.94	575,148.74	575,148.74	82.7
(31) ARPA FUND							
(40) REVENUES							
	COMMODITIES						
361-03	INTERGOVERNMENTAL REVENUE	0.00	0.00	0.00	0.00	0.00	0.0
	TOTAL COMMODITIES	0.00	0.00	0.00	0.00	0.00	
	TOTAL REVENUES	0.00	0.00	0.00	0.00	0.00	
	TOTAL ARPA FUND	0.00	0.00	0.00	0.00	0.00	
(32) OPIOID SETTLEMENT FUND							
(40) REVENUES							
	COMMODITIES						
307-02	OPIOID SETTLEMENT FUND	17,785.21	0.00	0.00	12,327.41	12,327.41	
	TOTAL COMMODITIES	17,785.21	0.00	0.00	12,327.41	12,327.41	

THIS MONTH'S REVENUE REPORT

OCTOBER 31, 2026

ACCOUNT NUMBER	DESCRIPTION	REVENUE LAST YEAR	ANTICIPATED REVENUE	REVENUE MONTH-TO-DATE	REVENUE YEAR-TO-DATE	COLLECTED REVENUE	% COL
(32) OPIOID SETTLEMENT FUND							
(40) REVENUES							
TOTAL REVENUES		17,785.21	0.00	0.00	12,327.41	12,327.41	
TOTAL OPIOID SETTLEMENT FUND		17,785.21	0.00	0.00	12,327.41	12,327.41	
(33) FAMILY ADOPTION FUND							
(40) REVENUES							
019-00	TRANSFER FROM MVBC	25,000.00	0.00	0.00	0.00	0.00	0.0
TOTAL		25,000.00	0.00	0.00	0.00	0.00	
COMMODITIES							
333-07	DONATIONS	4,430.89	20,000.00	500.00	2,331.51	2,331.51	11.6
361-01	REIMBURSED EXPENSE	0.00	0.00	0.00	0.00	0.00	0.0
TOTAL COMMODITIES		4,430.89	20,000.00	500.00	2,331.51	2,331.51	11.6
TOTAL REVENUES		29,430.89	20,000.00	500.00	2,331.51	2,331.51	11.6
TOTAL FAMILY ADOPTION FUND		29,430.89	20,000.00	500.00	2,331.51	2,331.51	11.6
(35) TRANSPORTATION FUND							
(00) TRANSFERS AND RESERVES							
001-11	TRANSFER FROM GENERAL FUND	0.00	0.00	0.00	0.00	0.00	0.0
003-00	TRANSFER FROM SPEC HWY FUND	0.00	0.00	0.00	0.00	0.00	0.0
025-00	TRANSFER FROM CAP IMPROVE FUND	0.00	0.00	0.00	0.00	0.00	0.0
TOTAL		0.00	0.00	0.00	0.00	0.00	
COMMODITIES							
361-06	UTILITY FEES	0.00	0.00	0.00	0.00	0.00	0.0
TOTAL COMMODITIES		0.00	0.00	0.00	0.00	0.00	
808-01	BOND PROCEEDS	0.00	0.00	0.00	0.00	0.00	0.0
TOTAL		0.00	0.00	0.00	0.00	0.00	
TOTAL TRANSFERS AND RESERVES		0.00	0.00	0.00	0.00	0.00	
(40) REVENUES							

THIS MONTH'S REVENUE REPORT

OCTOBER 31, 2026

ACCOUNT NUMBER	DESCRIPTION	REVENUE LAST YEAR	ANTICIPATED REVENUE	REVENUE MONTH-TO-DATE	REVENUE YEAR-TO-DATE	COLLECTED REVENUE	% COL
(35) TRANSPORTATION FUND							
(40) REVENUES							
001-00	TRANSFER FROM GENERAL FUND	0.00	0.00	0.00	0.00	0.00	0.0
040-00	TRANS FROM STREET SALES TAX	0.00	0.00	0.00	0.00	0.00	0.0
	TOTAL	0.00	0.00	0.00	0.00	0.00	
	COMMODITIES						
303-02	SALES TAX RECEIPTS	0.00	0.00	0.00	0.00	0.00	0.0
351-01	INTEREST/INVESTMENTS	0.00	0.00	0.00	0.00	0.00	0.0
361-01	REIMBURSED EXPENSES	0.00	0.00	0.00	0.00	0.00	0.0
361-03	INTERGOVERNMENTAL REVENUE	0.00	0.00	0.00	0.00	0.00	0.0
361-06	TRANS UTILITY FEES	0.00	0.00	0.00	0.00	0.00	0.0
361-07	TRANS UTILITY FEES - DELINQ	0.00	0.00	0.00	0.00	0.00	0.0
363-01	MISCELLANEOUS REVENUE	0.00	0.00	0.00	0.00	0.00	0.0
	TOTAL COMMODITIES	0.00	0.00	0.00	0.00	0.00	
804-06	INTEREST INCOME	0.00	0.00	0.00	0.00	0.00	0.0
	TOTAL	0.00	0.00	0.00	0.00	0.00	
	TOTAL REVENUES	0.00	0.00	0.00	0.00	0.00	
TOTAL TRANSPORTATION FUND		0.00	0.00	0.00	0.00	0.00	
(40) STREET SALES TAX BOND FUND							
(40) REVENUES							
001-00	TRANSFER FROM GENERAL FUND	0.00	0.00	0.00	0.00	0.00	0.0
025-00	TRANSFER FROM CAP IMP FUND	0.00	0.00	0.00	0.00	0.00	0.0
035-00	TRANS FROM TRANSPORTATION	0.00	0.00	0.00	0.00	0.00	0.0
	TOTAL	0.00	0.00	0.00	0.00	0.00	
804-09	MISCELLANEOUS REVENUE	0.00	0.00	0.00	0.00	0.00	0.0
808-01	BOND PROCEEDS	0.00	0.00	0.00	0.00	0.00	0.0
808-02	SALES TAX RECEIPTS	1,201,874.69	1,234,477.00	101,392.23	1,001,913.59	1,001,913.59	81.1
808-03	INTEREST INCOME	27,275.85	25,000.00	322.09	10,725.07	10,725.07	42.9
	TOTAL	1,229,150.54	1,259,477.00	101,714.32	1,012,638.66	1,012,638.66	80.4
	TOTAL REVENUES	1,229,150.54	1,259,477.00	101,714.32	1,012,638.66	1,012,638.66	80.4
TOTAL STREET SALES TAX BOND FUND		1,229,150.54	1,259,477.00	101,714.32	1,012,638.66	1,012,638.66	80.4
(45) PARKS & REC SALES TAX BOND FUND							
(40) REVENUES							

THIS MONTH'S REVENUE REPORT

OCTOBER 31, 2026

ACCOUNT NUMBER	DESCRIPTION	REVENUE LAST YEAR	ANTICIPATED REVENUE	REVENUE MONTH-TO-DATE	REVENUE YEAR-TO-DATE	COLLECTED REVENUE	% COL
(45) PARKS & REC SALES TAX BOND FUND							
(40) REVENUES							
001-00	TRANSFER FROM GENERAL FUND	0.00	0.00	0.00	0.00	0.00	0.0
	TOTAL	0.00	0.00	0.00	0.00	0.00	
808-01	BOND PROCEEDS	0.00	0.00	0.00	0.00	0.00	0.0
808-02	SALES TAX RECEIPTS	1,201,874.69	1,200,000.00	101,392.23	1,001,913.59	1,001,913.59	83.4
808-03	INTEREST INCOME	10,877.10	10,000.00	2,050.03	12,020.19	12,020.19	120.2
808-04	INTERGOVERNMENTAL REVENUE	0.00	0.00	0.00	0.00	0.00	0.0
808-05	MISCELLANEOUS REVENUE	0.00	0.00	0.00	0.00	0.00	0.0
	TOTAL	1,212,751.79	1,210,000.00	103,442.26	1,013,933.78	1,013,933.78	83.7
TOTAL REVENUES		1,212,751.79	1,210,000.00	103,442.26	1,013,933.78	1,013,933.78	83.7
TOTAL PARKS & REC SALES TAX BOND FUND		1,212,751.79	1,210,000.00	103,442.26	1,013,933.78	1,013,933.78	83.7
(50) MISSION TRAILS TIF							
(40) REVENUES							
	COMMODITIES						
301-03	MISSION TRAILS TIF PROP TAX	552,552.45	500,000.00	0.00	586,140.86	586,140.86	117.2
303-15	MISSION TRAILS CID SALES TAX	0.00	0.00	0.00	0.00	0.00	0.0
303-16	MISSION TRAILS TIF SALES TAX	0.00	0.00	0.00	0.00	0.00	0.0
	TOTAL COMMODITIES	552,552.45	500,000.00	0.00	586,140.86	586,140.86	117.2
TOTAL REVENUES		552,552.45	500,000.00	0.00	586,140.86	586,140.86	117.2
TOTAL MISSION TRAILS TIF		552,552.45	500,000.00	0.00	586,140.86	586,140.86	117.2
(55) SILVERCREST AT BROADMOORTIF PROP							
(40) REVENUES							
	COMMODITIES						
301-03	SILVERCREST TIF PROP TAX	17,096.50	0.00	0.00	16,320.71	16,320.71	
303-15	SILVERCREST CID SALES TAX	0.00	0.00	0.00	0.00	0.00	0.0
303-16	SILVERCREST TIF SALES TAX	0.00	0.00	0.00	0.00	0.00	0.0
	TOTAL COMMODITIES	17,096.50	0.00	0.00	16,320.71	16,320.71	
TOTAL REVENUES		17,096.50	0.00	0.00	16,320.71	16,320.71	
TOTAL SILVERCREST AT BROADMOORTIF PROP		17,096.50	0.00	0.00	16,320.71	16,320.71	
(60) MISSION CROSSING CID TIF PROP							
(40) REVENUES							

THIS MONTH'S REVENUE REPORT

OCTOBER 31, 2026

ACCOUNT NUMBER	DESCRIPTION	REVENUE LAST YEAR	ANTICIPATED REVENUE	REVENUE MONTH-TO-DATE	REVENUE YEAR-TO-DATE	COLLECTED REVENUE	% COL
(60) MISSION CROSSING CID TIF PROP							
(40) REVENUES							
	COMMODITIES						
301-03	MISSION CROSSING TIF PROP TAX	207,453.17	0.00	0.00	56,480.78-	56,480.78-	
303-15	MISSION CROSSING CID SALES TAX	150,527.11	140,000.00	10,975.77	109,499.91	109,499.91	78.2
303-16	MISSION CROSSING TIF SALES TAX	41,343.35	0.00	0.00	0.00	0.00	0.0
363-01	MISCELLANEOUS	0.00	0.00	0.00	0.00	0.00	0.0
	TOTAL COMMODITIES	399,323.63	140,000.00	10,975.77	53,019.13	53,019.13	37.8
	TOTAL REVENUES	399,323.63	140,000.00	10,975.77	53,019.13	53,019.13	37.8
TOTAL MISSION CROSSING CID TIF PROP		399,323.63	140,000.00	10,975.77	53,019.13	53,019.13	37.8
(61) ROCK CREEK #3C							
(40) REVENUES							
	COMMODITIES						
301-03	ROCK CREEK #3C TIF PROP TAX	18,093.07	0.00	0.00	0.00	0.00	0.0
303-15	ROCK CREEK #3C CID SALES TAX	33,094.55	0.00	0.00	0.00	0.00	0.0
303-16	ROCK CREEK #3C TIF SALES TAX	0.00	0.00	0.00	0.00	0.00	0.0
	TOTAL COMMODITIES	51,187.62	0.00	0.00	0.00	0.00	
	TOTAL REVENUES	51,187.62	0.00	0.00	0.00	0.00	
TOTAL ROCK CREEK #3C		51,187.62	0.00	0.00	0.00	0.00	
(62) ROCK CREEK #3D							
(40) REVENUES							
	COMMODITIES						
301-03	ROCK CREEK #3D TIF PROP TAX	0.00	0.00	0.00	0.00	0.00	0.0
303-15	ROCK CREEK #3D CID SALES TAX	0.00	0.00	0.00	0.00	0.00	0.0
303-16	ROCK CREEK #3D TIF SALES TAX	0.00	0.00	0.00	0.00	0.00	0.0
	TOTAL COMMODITIES	0.00	0.00	0.00	0.00	0.00	
	TOTAL REVENUES	0.00	0.00	0.00	0.00	0.00	
TOTAL ROCK CREEK #3D		0.00	0.00	0.00	0.00	0.00	
(63) ROCK CREEK #1 GATEWAY TIF							
(40) REVENUES							
	COMMODITIES						
301-03	GATEWAY TIF PROPERTY TAX	0.00	0.00	0.00	0.00	0.00	0.0
303-15	GATEWAY CID SALES TAX	0.00	0.00	0.00	0.00	0.00	0.0
303-16	GATEWAY TIF SALES TAX	0.00	0.00	0.00	0.00	0.00	0.0
	TOTAL COMMODITIES	0.00	0.00	0.00	0.00	0.00	

THIS MONTH'S REVENUE REPORT

OCTOBER 31, 2026

ACCOUNT NUMBER	DESCRIPTION	REVENUE LAST YEAR	ANTICIPATED REVENUE	REVENUE MONTH-TO-DATE	REVENUE YEAR-TO-DATE	COLLECTED REVENUE	% COL
(63) ROCK CREEK #1 GATEWAY TIF							
(40) REVENUES							
808-03	INTEREST INCOME	0.00	0.00	79.36	659.64	659.64	
	TOTAL	0.00	0.00	79.36	659.64	659.64	
	TOTAL REVENUES	0.00	0.00	79.36	659.64	659.64	
	TOTAL ROCK CREEK #1 GATEWAY TIF	0.00	0.00	79.36	659.64	659.64	
(64) ROCK CREEK #2 TIF DIST							
(40) REVENUES							
	COMMODITIES						
301-03	ROCK CREEK TIF #2 PROP TAX	91,259.72	0.00	0.00	104,078.74	104,078.74	
301-15	ROCK CREEK TIF#2 CID SALES TAX	0.00	0.00	0.00	0.00	0.00	0.0
303-16	ROCK CREEK TIF #2 TIF SALES TX	0.00	0.00	0.00	0.00	0.00	0.0
	TOTAL COMMODITIES	91,259.72	0.00	0.00	104,078.74	104,078.74	
808-03	INTEREST INCOME	0.00	0.00	613.18	5,103.59	5,103.59	
	TOTAL	0.00	0.00	613.18	5,103.59	5,103.59	
	TOTAL REVENUES	91,259.72	0.00	613.18	109,182.33	109,182.33	
	TOTAL ROCK CREEK #2 TIF DIST	91,259.72	0.00	613.18	109,182.33	109,182.33	
(65) CORNERSTONE COMMONS CID FUND							
(40) REVENUES							
	COMMODITIES						
303-18	CID SALES TAX	66,621.39	72,000.00	5,623.88	50,110.52	50,110.52	69.5
363-01	MISCELLANEOUS	5,000.00	0.00	0.00	0.00	0.00	0.0
	TOTAL COMMODITIES	71,621.39	72,000.00	5,623.88	50,110.52	50,110.52	69.5
	TOTAL REVENUES	71,621.39	72,000.00	5,623.88	50,110.52	50,110.52	69.5
	TOTAL CORNERSTONE COMMONS CID FUND	71,621.39	72,000.00	5,623.88	50,110.52	50,110.52	69.5
(66) ROCK CREEK #2A CAP FED TIF							
(40) REVENUES							
	COMMODITIES						
301-03	CAPITOL FEDERAL TIF PROP TAX	22,185.96	23,500.00	0.00	24,481.32	24,481.32	104.1

THIS MONTH'S REVENUE REPORT

OCTOBER 31, 2026

ACCOUNT NUMBER	DESCRIPTION	REVENUE LAST YEAR	ANTICIPATED REVENUE	REVENUE MONTH-TO-DATE	REVENUE YEAR-TO-DATE	COLLECTED REVENUE	% COL
(66) ROCK CREEK #2A CAP FED TIF							
(40) REVENUES							
	COMMODITIES						
303-15	CAPITOL FEDERAL CID SALES TAX	0.00	0.00	0.00	0.00	0.00	0.0
303-16	CAPITOL FEDERAL TIF SALES TAX	0.00	0.00	0.00	0.00	0.00	0.0
	TOTAL COMMODITIES	22,185.96	23,500.00	0.00	24,481.32	24,481.32	104.1
808-03	INTEREST INCOME	0.00	0.00	255.13	2,122.23	2,122.23	
	TOTAL	0.00	0.00	255.13	2,122.23	2,122.23	
	TOTAL REVENUES	22,185.96	23,500.00	255.13	26,603.55	26,603.55	113.2
TOTAL ROCK CREEK #2A CAP FED TIF		22,185.96	23,500.00	255.13	26,603.55	26,603.55	113.2
(67) ROCK CREEK #3A MISSION BOWL TIF							
(40) REVENUES							
	COMMODITIES						
301-03	DEV ELIGIBLE PROP TAX	283,526.34	0.00	0.00	399,222.36	399,222.36	
303-15	CITY RETAINED PROP TAX	31,502.93	0.00	0.00	32,369.39	32,369.39	
303-16	MISSION BOWL TIF SALES TAX	0.00	0.00	0.00	0.00	0.00	0.0
	TOTAL COMMODITIES	315,029.27	0.00	0.00	431,591.75	431,591.75	
	TOTAL REVENUES	315,029.27	0.00	0.00	431,591.75	431,591.75	
TOTAL ROCK CREEK #3A MISSION BOWL TIF		315,029.27	0.00	0.00	431,591.75	431,591.75	
(68) ROCK CREEK #3B CID TIF PROP							
(40) REVENUES							
	COMMODITIES						
301-03	RC #3B TIF PROPERTY TAX	113,597.09	0.00	0.00	230,180.58	230,180.58	
303-15	RC #3B CID SALES MISSION MART	0.00	0.00	10,043.74	104,790.09	104,790.09	
303-16	RC #3B TIF SALES TAX	0.00	0.00	0.00	0.00	0.00	0.0
	TOTAL COMMODITIES	113,597.09	0.00	10,043.74	334,970.67	334,970.67	
808-03	INTEREST INCOME	0.00	0.00	779.65	6,487.63	6,487.63	
	TOTAL	0.00	0.00	779.65	6,487.63	6,487.63	
	TOTAL REVENUES	113,597.09	0.00	10,823.39	341,458.30	341,458.30	
TOTAL ROCK CREEK #3B CID TIF PROP		113,597.09	0.00	10,823.39	341,458.30	341,458.30	

THIS MONTH'S REVENUE REPORT

OCTOBER 31, 2026

ACCOUNT NUMBER	DESCRIPTION	REVENUE LAST YEAR	ANTICIPATED REVENUE	REVENUE MONTH-TO-DATE	REVENUE YEAR-TO-DATE	COLLECTED REVENUE	% COL
(69) ROCK CREEK #4 TIF DIST							
(40) REVENUES							
	COMMODITIES						
301-03	ROCK CREEK TIF #4 PROP TAX	28,325.35	0.00	0.00	14,864.91	14,864.91	
303-15	ROCK CREEK TIF #4 CID SALES TX	0.00	0.00	0.00	0.00	0.00	0.0
303-16	ROCK CREEK TIF #4 TIF SALES TX	0.00	0.00	0.00	0.00	0.00	0.0
	TOTAL COMMODITIES	28,325.35	0.00	0.00	14,864.91	14,864.91	
808-03	INTEREST INCOME	0.00	0.00	363.94	3,028.48	3,028.48	
	TOTAL	0.00	0.00	363.94	3,028.48	3,028.48	
	TOTAL REVENUES	28,325.35	0.00	363.94	17,893.39	17,893.39	
TOTAL ROCK CREEK #4 TIF DIST		28,325.35	0.00	363.94	17,893.39	17,893.39	
(70) MISSION FARM AND FLOWER MARKET							
(40) REVENUES							
001-00	TRANSFER FROM GENERAL FUND	0.00	0.00	0.00	0.00	0.00	0.0
	TOTAL	0.00	0.00	0.00	0.00	0.00	
	PERSONNEL SERVICES						
100-01	MISCELLANEOUS REVENUE	0.00	0.00	0.00	0.00	0.00	0.0
100-03	VENDOR STALL REVENUE	8,987.57	0.00	0.00	8,911.58	8,911.58	
100-04	MERCHANDISE SALES	470.87	0.00	23.75-	444.11	444.11	
100-05	SPONSORSHIPS	9,537.45	0.00	0.00	9,350.00	9,350.00	
	TOTAL PERSONNEL SERVICES	18,995.89	0.00	23.75-	18,705.69	18,705.69	
	COMMODITIES						
300-01	SNAP REVENUE	0.00	0.00	0.00	35.00	35.00	
300-02	MARKET TOKEN REVENUE	0.00	0.00	0.00	9.59	9.59	
	TOTAL COMMODITIES	0.00	0.00	0.00	44.59	44.59	
	TOTAL REVENUES	18,995.89	0.00	23.75-	18,750.28	18,750.28	
TOTAL MISSION FARM AND FLOWER MARKET		18,995.89	0.00	23.75-	18,750.28	18,750.28	
GRAND TOTAL		36,417,367.28	34,243,667.00	2,348,406.75	25,020,007.52	25,020,007.52	73.0

City of Mission
Claims Dated
October-2026

Approval of the claims against the City of Mission, Kansas and for the payment of the current and accrued expenses of said City to be paid out of the various funds as is hereinafter specified.

That the sums hereinafter mentioned are hereby approved to be paid out of the funds not otherwise appropriated, respectively as follows:

01	GENERAL FUND	**$476,558.65**
03	SPECIAL HIGHWAY	**$6,238.03**
08	MUNICIPAL COURT	**$0.00**
09	SPECIAL ALCOHOL/DRUG PROGRAMS	**$8,120.74**
10	SPECIAL PARKS & REC	**$9,469.57**
14	ALCOHOL/DRUG SAFETY ACTION PROGRAM	**$0.00**
15	COURT REINSTATEMENT FEES	**$1,064.00**
16	SPECIAL LAW ENFORCEMENT	**$0.00**
17	RESTRICTED FUNDS	**$0.00**
18	SCHOOL DISTRICT	**$0.00**
19	MISSION BUSINESS DEVELOPMENT COMMITTEE	**$23,174.55**
22	STORM WATER	**$22,799.12**
24	EQUIPMENT RESERVE AND REPLACEMENT FUND	**$0.00**
25	CAPITAL IMPROVEMENT	**$653,388.91**
26	ROCK CREEK DRAINAGE DISTRICT #1	**$0.00**
27	ROCK CREEK DRAINAGE DISTRICT #2	**$0.00**
30	SOLID WASTE UTILITY FUND	**$58,460.37**
32	OPOID FUND	**$0.00**
33	FAMILY ADOPTION	**$0.00**
35	TRANSPORTATION FUND	**$0.00**
40	STREET SALES TAX FUND	**$0.00**
45	PARKS & REC SALES TAX BOND	**$19,867.40**
50	MISSION TRAILS TIF	**$0.00**
60	MISSION CROSSING TIF/CID	**$23,031.59**
61	MISSION MART CID	**$0.00**
65	CORNERSTONE COMMONS CID	**$15,424.87**
67	MISSION BOWL TIF	**$0.00**
68	ROCK CREEK 3B TIF	**$30,721.53**
70	MISSION FARM & FLOWER MARKET	**$22.07**
TOTAL		**$1,348,341.40**

The Mayor and Deputy City Administrator have drawn the warrants of the City in favor of the persons named in said list of claims for the amounts set opposite their respective names, the same having been duly audited and allowed.

Respectfully submitted,

Christine Korth

Christine Korth, Budget and Finance Manager

CHECK DATE	DATE	PO #	T	INVOICE NUMBER	VEND	V E N D O R N A M E	INVOICE DESCRIPTION	INVOICE AMT	CHECK NUMBER
10-08-2026	10-05-2026	096181		1011256	0966	ACKLIN, CARISSA	RENTAL REFUND-PERMIT #8170	300.00	203670
10-29-2026	10-26-2026	096336		4259	0830	ADVANCE AUTO PARTS	WASHER FLUID	83.88	203803
10-29-2026	10-20-2026	096335		4987	0830	ADVANCE AUTO PARTS	WASHER FLUID/WAX/CLEANER	68.38	203803
				TOTAL FOR VENDOR				152.26	
10-26-2026	10-26-2026	096379		602534	0003	AFLAC REMITTANCE PROC SERVICES	NOVEMBER, 2026 PREMIUM	3,431.60	AC1811
10-22-2026	10-02-2026	096251		54644	4691	AGENDA USA INC	TRANSPORTATION-EXTENDED TRVL	1,160.70	203757
10-22-2026	10-07-2026	096251		54676	4691	AGENDA USA INC	TRANSPORTATION-EXTENDED TRVL	533.50	203757
10-22-2026	10-15-2026	096252		54762	4691	AGENDA USA INC	TRANSPORTATION-EXTENDED TRVL	496.35	203757
				TOTAL FOR VENDOR				2,190.55	
10-08-2026	09-30-2026	096141		5527833539	3746	AIRGAS USA LLC	RENTAL - HELIUM	56.00	203671
10-22-2026	10-09-2026	096253		108593	7260	ALL CITY MANAGEMENT	SCHOOL CROSSING GUARD SVCS	1,812.80	203758
10-08-2026	09-25-2026	096182		108225	7260	ALL CITY MANAGEMENT	SCHOOL CROSSING GUARD SVCS	1,450.24	203672
				TOTAL FOR VENDOR				3,263.04	
10-29-2026	10-01-2026	096373		SEPT-2026	8739	AMAZON CAPITAL SERVICES	SEPTEMBER, 2026 PURCHASES	1,357.06	203804
10-14-2026	09-30-2026	096216		17382	8909	AMERICAN LEGACY CONSTRUCTION	REPLACED GFCI WOMEN'S LOCKERROOM	278.78	203732
10-14-2026	09-30-2026	096216		17386	8909	AMERICAN LEGACY CONSTRUCTION	RELANDED WIRES KEY SWITCH	289.86	203732
				TOTAL FOR VENDOR				568.64	
10-22-2026	10-07-2026	096254		142834	0969	AMERICAN TOP SOIL INC	TOP SOIL-MOHAWK PARK	3,730.00	203759
10-08-2026	10-06-2026	096194		10-06-26	0325	ARELLANO, OLGA	COURT INTERPRETER: 10/6/26	125.00	203673
10-29-2026	10-19-2026	096337		OCT-2026	7413	AT&T - INTERNET	OCTOBER, 2026 INTERNET	519.26	203805
10-29-2026	10-19-2026	096371		OCT-2026	7506	AT&T - VOIP	OCTOBER 2026 VOIP	65.39	203806
10-08-2026	10-01-2026	096195		INUS487055	7549	AXON ENTERPRISE INC	TASER 7 CERT BUNDLE	24,996.61	203674
10-22-2026	10-17-2026	096255		68	8796	BAILEY, MELISSA	SAFE SITTER - MONTHLY	280.00	203760
10-22-2026	10-21-2026	096256		OCT-2026	7840	BAIN, LYNN	'26 NG - BLOCK PARTY	219.84	203761
10-26-2026	10-11-2026	096331		IN3846506	6931	BASIC	OCT'26 FSA ADMIN FEE	179.16	AC1805
10-22-2026	10-12-2026	096257		1034357	0971	BENITEZ, STACEY	RENTAL REFUND-PERMIT #9134	100.00	203762
10-08-2026	09-29-2026	096196		76-2000148	6411	BLACK & MCDONALD	STREETLIGHT MAINTENANCE	4,381.44	203675
10-22-2026	10-15-2026	096258		25147	8583	BLACK RAIN ORDNANCE INC	FIREARMS & EQUIPMENT	3,650.00	203763
10-26-2026	09-24-2026	096320		2026-10	7627	BLUE CROSS AND BLUE SHIELD	OCTOBER, 2026 PREMIUM	101,933.44	AC1794
10-14-2026	10-07-2026	096217		FOCS568325	7904	BOB ALLEN FORD INC	VIN #SGC89095-OIL CHANGE	134.07	203733
10-08-2026	09-30-2026	096163		BOLLY.0926	6712	BOLLYWOOD GROOVE KC	BOLLYWOOD FITNESS: 9/26	243.00	203676
10-08-2026	09-30-2026	096164		SSFB.0926	0964	BOYER, EVAN	START SMART FOOTBALL: 9/26	20.00	203677
10-14-2026	09-26-2026	096247		092982	2718	BRIDGING THE GAP INC.	2026 MISSION TREE DRIVE	5,630.00	203734
10-29-2026	10-20-2026	096339		183703-16	0574	BURNS & MCDONNELL ENGINEERING	GENERAL SERVICES	1,573.96	203807

CHECK DATE	DATE	PO #	T	INVOICE NUMBER	VEND	V E N D O R N A M E	INVOICE DESCRIPTION	INVOICE AMT	CHECK NUMBER
10-08-2026	10-06-2026	096197		54461	8439	CALLENDER PRINTING CO	COURT ENVELOPES	297.00	203678
10-29-2026	10-26-2026	096341		131943	2117	CERRIS SYSTEMS INC	REPLACE MFAC SHOWER VALVES	12,768.12	203808
10-22-2026	10-15-2026	096259		131537	2117	CERRIS SYSTEMS INC	AHU 3 NOT COOLING	857.46	203764
10-22-2026	10-15-2026	096259		131538	2117	CERRIS SYSTEMS INC	AIR HANDLER REPAIR	465.00	203764
10-22-2026	10-15-2026	096259		131541	2117	CERRIS SYSTEMS INC	ROOF TOP CHILLER REPAIR	726.00	203764
10-22-2026	10-15-2026	096259		131542	2117	CERRIS SYSTEMS INC	PUMP REPAIR	175.00	203764
10-22-2026	10-15-2026	096259		131543	2117	CERRIS SYSTEMS INC	POOL AREA TOO HOT	392.50	203764
10-14-2026	10-07-2026	096219		131157	2117	CERRIS SYSTEMS INC	REPAIR-MEN'S SHOWER VALVE	367.50	203735
10-14-2026	10-07-2026	096219		131158	2117	CERRIS SYSTEMS INC	REPAIR-BOTTLE FILLER, ETC	300.00	203735
10-14-2026	10-08-2026	096220		131197	2117	CERRIS SYSTEMS INC	STEM GENERATOR REPAIRS-LEAKS	3,172.22	203735
10-08-2026	10-01-2026	096144		130679	2117	CERRIS SYSTEMS INC	OCTOBER'26 CONTRACT: PCC	2,497.48	203679
10-08-2026	10-01-2026	096144		130696	2117	CERRIS SYSTEMS INC	OCTOBER'26 CONTRACT: CH	389.50	203679
				TOTAL FOR VENDOR				22,110.78	
10-26-2026	10-14-2026	096375		8601101426	0787	CHARTER COMMUNICATIONS	P.D. CABLE CHARGES	161.40	AC1807
10-26-2026	10-01-2026	096333		8901100126	0787	CHARTER COMMUNICATIONS	OCT'26 PCC CABLE CHARGES	258.78	AC1808
				TOTAL FOR VENDOR				420.18	
10-29-2026	10-14-2026	096343		4285665354	3255	CINTAS CORP	PUB WKS WEEKLY SERVICE	221.28	203809
10-29-2026	10-22-2026	096344		4286618116	3255	CINTAS CORP	CITY HALL WEEKLY SERVICE	226.73	203809
10-29-2026	10-22-2026	096342		4286618141	3255	CINTAS CORP	RENTAL:TOWELS,MOPS,MATS,ETC	568.96	203809
10-29-2026	10-21-2026	096345		5368080608	3255	CINTAS CORP	P.D.-REFILL 1st AID CABINET	181.20	203809
10-22-2026	10-07-2026	096260		4284908420	3255	CINTAS CORP	PUB WKS WEEKLY SERVICE	221.28	203765
10-22-2026	10-15-2026	096261		4285831010	3255	CINTAS CORP	CITY HALL WEEKLY SERVICE	226.73	203765
10-22-2026	10-15-2026	096262		4285831089	3255	CINTAS CORP	RENTAL:TOWELS,MOPS,MATS,ETC	568.96	203765
10-14-2026	09-30-2026	096222		4284168111	3255	CINTAS CORP	PUB WKS WEEKLY SERVICE	221.28	203736
10-14-2026	10-08-2026	096223		4285097385	3255	CINTAS CORP	CITY HALL WEEKLY SERVICE	389.99	203736
10-14-2026	10-08-2026	096224		4285097483	3255	CINTAS CORP	RENTAL:TOWELS,MOPS,MATS,ETC	568.96	203736
10-08-2026	09-23-2026	096198		4283401865	3255	CINTAS CORP	PUB WKS WEEKLY SERVICE	265.80	203680
10-08-2026	10-01-2026	096146		4284368491	3255	CINTAS CORP	CITY HALL WEEKLY SERVICE	226.73	203680
10-08-2026	10-01-2026	096145		4284368602	3255	CINTAS CORP	RENTAL:TOWELS,MOPS,MATS,ETC	568.96	203680
10-08-2026	09-21-2026	096198		5361488406	3255	CINTAS CORP	PUB WKS 1st AID CABINET	168.27	203680
10-08-2026	10-01-2026	096185		5363975604	3255	CINTAS CORP	P.D.-1st AID CABINET REFILL	159.67	203680
10-08-2026	10-01-2026	096146		5363975605	3255	CINTAS CORP	CITY HALL 1st AID CABINET	26.41	203680
10-08-2026	10-02-2026	096184		5364134903	3255	CINTAS CORP	TRAUMA BAG/BLEED CONTROL KIT	250.00	203680
				TOTAL FOR VENDOR				5,061.21	
10-22-2026	10-10-2026	096300		10-10-26	5009	CITY OF MERRIAM	2026 RECYCLING EVENT	173.63	203766
10-08-2026	10-01-2026	096199		MIS-2026-3	0300	CITY OF OVERLAND PARK	3Q 2026 TS OPERATION	682.20	203681
10-08-2026	09-29-2026	096147		0005761	3963	CITY OF PRAIRIE VILLAGE	SUPER PASS REIMB 2025	191.52	203682
10-08-2026	09-29-2026	096186		92926	3963	CITY OF PRAIRIE VILLAGE	SHARED CROSSING GUARD SVCS	277.28	203682
				TOTAL FOR VENDOR				468.80	
10-08-2026	10-05-2026	096200		288525	1545	CLARK'S TOOL & EQUIPMENT	GLOVES	39.99	203683
10-22-2026	10-16-2026	096263		59198-1	4561	COMMERCIAL AQUATIC SERVICES	ACID PUMP REPAIR	652.54	203767
10-26-2026	10-22-2026	096377		4717286	5811	CONSTELLATION NEWENERGY-GAS	SEPT'26 NATURAL GAS 161 Dth	839.09	AC1809
10-26-2026	10-22-2026	096315		3Q-2026	7002	CORNERSTONE COMMONS LLC	3Q-2026 CID REIMBURSEMENT	15,424.87	WT1022
10-29-2026	10-21-2026	096346		0000857500	7939	CORPORATE HEALTH KU MEDWEST	POST ACCIDENT TESTING	65.00	203810
10-22-2026	10-08-2026	096264		0000802000	7939	CORPORATE HEALTH KU MEDWEST	POST OFFER PHYSICAL/TESTI	652.00	203768

CHECK DATE	DATE	PO #	T	INVOICE NUMBER	VEND	V E N D O R N A M E	INVOICE DESCRIPTION	INVOICE AMT	CHECK NUMBER
							NG		
10-22-2026	10-14-2026	096265		0000828700	7939	CORPORATE HEALTH KU MEDWEST	POST ACCIDENT TESTING	120.00	203768
				TOTAL FOR VENDOR				837.00	
10-22-2026	09-29-2026	096266		9403848135	6772	CRAFCO INC	WAND PARTS	145.00	203769
10-22-2026	09-30-2026	096267		HYSUB.0926	0609	CULLER, REBECCA LYNN	SUB HATH YOGA: 9/26	50.00	203770
10-22-2026	07-31-2026	096268		H9-2607998	4920	CUMMINS SALES AND SERVICE	PCC GENERATOR NEW THERMOS TAT	3,726.02	203771
10-29-2026	05-17-2026	096347		3191	4968	CUSTOM GRAPHICS	STAFF CLOTHING	1,049.00	203811
10-26-2026	10-07-2026	096381		2026-11	0310	DELTA DENTAL	NOVEMBER, 2026 PREMIUM	5,711.45	AC1812
10-08-2026	10-05-2026	096187		10-05-26	8621	DIERKS, DAPHNE	MILEAGE REIMBURSEMENT	75.69	203684
10-08-2026	09-30-2026	096165		HBTPY.0926	8893	DRAKE WINFREY, ANN	SUB Hb AQUA EXERCISE: 9/2 6	75.00	203685
10-22-2026	10-15-2026	096271		IN271710	3580	EDWARDS CHEMICALS INC	PCC-POOL CHEMICALS	1,794.60	203772
10-08-2026	10-01-2026	096150		90383-C7T7	0650	ELEVATOR SERVICE OF ST LOUIS	ELEVATOR CELL SVC:OCT/NOV '26	90.00	203686
10-22-2026	09-30-2026	096272		188671	8630	EMBASSY LANDSCAPE GROUP INC	CITY HALL WEEDS	1,645.26	203773
10-22-2026	09-30-2026	096272		188672	8630	EMBASSY LANDSCAPE GROUP INC	PARK & RIDE WEEDS	1,403.52	203773
10-22-2026	09-30-2026	096272		188703	8630	EMBASSY LANDSCAPE GROUP INC	PCC WEEDS	1,567.74	203773
10-22-2026	09-30-2026	096272		188704	8630	EMBASSY LANDSCAPE GROUP INC	JO DRIVE WEEDS	3,190.56	203773
10-14-2026	09-30-2026	096225		188713	8630	EMBASSY LANDSCAPE GROUP INC	BROADMOOR GROUNDS MAINT.	172.38	203737
				TOTAL FOR VENDOR				7,979.46	
10-29-2026	10-19-2026	096349		10-19-26	0150	EVERGY	5081257124-5814 W 53rd ST	36.04	203812
10-29-2026	10-19-2026	096348		10-19-26A	0150	EVERGY	1789728963-5998 FOXRIDGE DR	94.12	203812
10-29-2026	10-20-2026	096349		10-20-26	0150	EVERGY	4432710118-5930 W 61st ST	34.85	203812
10-29-2026	10-20-2026	096349		10-20-26A	0150	EVERGY	3724478578-5701 ROE AVE	54.40	203812
10-26-2026	10-01-2026	096322		SEP26TS	0150	EVERGY	SEPT'26 TRAFFIC SIGNALS	26,346.79	AC1796
10-26-2026	10-08-2026	096323		SEPT2026	0150	EVERGY	SEPT, 2026 AUTO WITHDRAWA L	34,240.18	AC1797
				TOTAL FOR VENDOR				60,806.38	
10-22-2026	10-13-2026	096273		S0099122	0616	EXCEL LINEN SUPPLY CO	TABLECLOTHS	157.72	203774
10-14-2026	10-06-2026	096226		S0097920	0616	EXCEL LINEN SUPPLY CO	TABLECLOTHS	114.78	203738
10-08-2026	09-29-2026	096151		S0096450	0616	EXCEL LINEN SUPPLY CO	TABLECLOTHS	248.02	203687
				TOTAL FOR VENDOR				520.52	
10-22-2026	10-14-2026	096274		3290390	0207	FAMILY TREE NURSERY	MUMS FOR PARKS	296.90	203775
10-26-2026	10-26-2026	096382		167586755	7392	FIDELITY SECURITY LIFE	NOVEMBER, 2026 PREMIUM	757.92	AC1813
10-14-2026	09-30-2026	096227		78236217	2600	FUN SERVICES OF KC	OBSTACLE COURSE RENTAL	850.00	203739
10-08-2026	09-30-2026	096166		HBTPY.0926	0469	GAMBER, REBECCA MICHELLE	SUB HB AQUA THERAPY: 9/26	40.00	203688
10-29-2026	10-15-2026	096350		95764	0438	GBA GEORGE BUTLER ASSOC INC	JO DRIVE INSPECTION	36,583.40	203813
10-08-2026	09-30-2026	096167		ADVDAN0926	7027	GEANA, ANCA	ADVANCED BELLY DANCE: 9/2 6	54.00	203689
10-08-2026	09-30-2026	096167		BELDAN0926	7027	GEANA, ANCA	BEGINNING BELLY DANCE: 9/ 26	54.00	203689
10-08-2026	09-30-2026	096167		HYSAT.0926	7027	GEANA, ANCA	BELLY DANCING/HATH YOGA:9 /26	75.00	203689
10-08-2026	09-30-2026	096167		HYTUE.0926	7027	GEANA, ANCA	HATH YOGA: TUE 9/26	125.00	203689
10-08-2026	09-30-2026	096167		SUBYF.0926	7027	GEANA, ANCA	SUB YOGA FLOW: 9/26	25.00	203689
				TOTAL FOR VENDOR				333.00	

CHECK DATE	DATE	PO #	T	INVOICE NUMBER	VEND	V E N D O R N A M E	INVOICE DESCRIPTION	INVOICE AMT	CHECK NUMBER
10-14-2026	09-30-2026	096228		3666808	5667	GFI DIGITAL INC	EGOLD FAX OVERAGE:8/16-9/15	4.92	203740
10-26-2026	05-15-2026	096380		APR-MAY 26	8216	GFL ENVIRONMENTAL	APRIL/MAY '26 CATCH UP	2,178.56	AC1814
10-26-2026	10-01-2026	096328		NOV-2026	8216	GFL ENVIRONMENTAL	NOVEMBER 2026 TRASH SERVICE	61,046.95	AC1801
				TOTAL FOR VENDOR				63,225.51	
10-14-2026	10-06-2026	096229		6545	0318	GOVERNMENTOR SYSTEMS INC	OCTOBER 2026 SOFTWARE MAINT.	133.00	203741
10-29-2026	10-14-2026	096351		UNV0108030	5541	GT DISTRIBUTORS INC	BELT	51.80	203814
10-22-2026	10-02-2026	096275		INV1099657	5541	GT DISTRIBUTORS INC	SANTANA-BELT	30.80	203776
10-22-2026	10-02-2026	096275		UNV0107267	5541	GT DISTRIBUTORS INC	SANTANA-UNIFORM ITEMS	324.85	203776
10-22-2026	10-02-2026	096275		UNV0107280	5541	GT DISTRIBUTORS INC	SANTANA-UNIFORM	354.95	203776
				TOTAL FOR VENDOR				762.40	
10-08-2026	09-30-2026	096188		36958	8976	GUARDIAN ALLIANCE TECHNOLOGIES	PRE-EMPLOYMENT BACKGROUND CK	102.00	203690
10-08-2026	09-30-2026	096168		STB.0926	0514	HAIVALA, CAREY	STRENGTH/TRAIN/BREATHE:9/26	288.00	203691
10-22-2026	10-21-2026	096276		OCT-2026	0948	HALAL BITE LLC	'26 BIG-SIGNAGE	1,045.00	203777
10-08-2026	09-30-2026	096169		PTA.0926	0730	HARRELL, ANGELA	80% PERSONAL TRNR: 9/26	360.00	203692
10-08-2026	09-30-2026	096170		MAJONG0926	0416	HATFIELD, CHARLOTTE R	MAHJONG: 9/26	120.00	203693
10-22-2026	03-31-2026	096277		265057-001	8755	HEARTLAND TRAFFIC SERVICES INC	PAVEMENT MARKINGS	1,150.00	203778
10-29-2026	10-27-2026	096352		2406	0874	HEINEN LANDSCAPE & IRRIGATION	CE-26-0497 6401 W 58th ST	1,075.00	203815
10-14-2026	10-07-2026	096230		2368	0874	HEINEN LANDSCAPE & IRRIGATION	3 ABATEMENT CASES	1,405.00	203742
				TOTAL FOR VENDOR				2,480.00	
10-22-2026	09-17-2026	096279		5802643890	0865	HY-VEE FOOD STORES INC	P.D.-LUNCH DRINKS INVESTIGATIONS/COMMDRS	69.10	203779
10-22-2026	10-01-2026	096279		5802693482	0865	HY-VEE FOOD STORES INC	P.D.-COFFEE	28.81	203779
				TOTAL FOR VENDOR				97.91	
10-08-2026	09-30-2026	096201		2609040	5715	INTEGRITY LOCATING	LOCATES	3,472.50	203694
10-22-2026	09-10-2026	096280		26E3656317	0891	JO CO MED ACT	AMBULANCE CHARGES	735.24	203780
10-22-2026	10-15-2026	096281		3Q-26-AR	2296	JO CO MENTAL HEALTH	3rd QTR '26 MH CO-RESPONDER	8,120.74	203781
10-22-2026	10-15-2026	096306		OCT-2026	0081	JO CO WASTEWATER	OCTOBER, 2026 WASTEWATER	7,224.45	203801
10-08-2026	10-06-2026	096202		280411	5936	JOHNSON COUNTY GOVERNMENT	3rd QTR'26 PRISONER BOARDING	7,500.00	203695
10-22-2026	10-21-2026	096282		OCT-2026	0972	JONES BROTHERS LLC	'26 BIG - NEW AWNING	4,940.00	203782
10-14-2026	10-08-2026	096232		202445	3097	KA-COMM INC	RADIO ACCESSORIES	972.12	203743
10-22-2026	09-08-2026	096308		SKS45-0048	0158	KANSAS DEPT. OF HEALTH & ENVIR	JO DRIVE STORMWATER FEE	60.00	203802
10-26-2026	10-21-2026	096312		3Q-2026	0595	KANSAS DEPT. OF REVENUE	3Q-2026 SALES TAX PAID	1,507.41	AC-KDR
10-26-2026	09-24-2026	096325		4775-SEP26	0167	KANSAS GAS SERVICE	9/26 - 4775 LAMAR	115.88	AC1799
10-26-2026	09-24-2026	096324		6090-SEP26	0167	KANSAS GAS SERVICE	9/26 - 6090 WOODSON	116.29	AC1798
10-26-2026	10-08-2026	096326		6200-SEP26	0167	KANSAS GAS SERVICE	9/26 - 6200 MARTWAY	538.20	AC1800
				TOTAL FOR VENDOR				770.37	
10-14-2026	09-30-2026	096234		341053	5144	KANSAS LAND MANAGEMENT	SEPTEMBER 2026 MOWING	11,008.41	203744

CHECK DATE	DATE	PO #	T	INVOICE NUMBER	VEND	V E N D O R N A M E	INVOICE DESCRIPTION	INVOICE AMT	CHECK NUMBER
10-08-2026	09-30-2026	096203		6090397	5668	KANSAS ONE CALL SYSTEM INC	LOCATES	231.42	203696
10-26-2026	10-01-2026	096321		JUDBRA1026	0254	KANSAS STATE TREASURER OFFICE	10/26 - EDUCATION	225.21	AC1795
10-26-2026	10-01-2026	096321		JUDBRS1026	0254	KANSAS STATE TREASURER OFFICE	10/26 - SURCHARGE	220.00	AC1795
10-26-2026	10-01-2026	096321		LAWENF1026	0254	KANSAS STATE TREASURER OFFICE	10/26 - TRAINING	5,063.49	AC1795
10-26-2026	10-01-2026	096321		REINST1026	0254	KANSAS STATE TREASURER OFFICE	10/26 - REINSTATEMENT	844.00	AC1795
10-26-2026	10-01-2026	096321		SEBELT1026	0254	KANSAS STATE TREASURER OFFICE	10/26 - SEAT BELT	250.00	AC1795
				TOTAL FOR VENDOR				6,602.70	
10-08-2026	10-01-2026	096204		104897274	5819	KIMBALL MIDWEST	SHOP SUPPLIES	287.27	203697
10-14-2026	09-30-2026	096233		26020-06	5645	KISSICK CONSTRUCTION CO	CCTV SERVICES: 9/18/26	1,965.80	203745
10-26-2026	10-19-2026	096329		3362844-27	5571	KS STATE BANK	FITNESS EQUIPMENT LEASE	3,839.57	AC1803
10-08-2026	09-30-2026	096189		26957	8743	LDK LAWN SERVICES LLC	VALVE BOX LEAK REPAIR	1,285.00	203698
10-08-2026	10-05-2026	096190		COM26-005A	0947	LEEZIL GRAPHICS MKTG + DESIGN	ADVENTURE GUIDE-FINAL PAY MNT	960.00	203699
10-22-2026	08-25-2026	096283		L30745	0482	LEGAL RECORD, THE	AED BID POSTING: 8/25/26	25.18	203783
10-08-2026	08-25-2026	096191		L30746	0482	LEGAL RECORD, THE	BIDS-HVAC INSPECTION/ETC	18.31	203700
				TOTAL FOR VENDOR				43.49	
10-08-2026	09-28-2026	096153		4Q-2026	8225	LITTLE GOVERNMENT RELATIONS	4Q 2026-ADVOCACY	3,125.00	203701
10-22-2026	10-01-2026	096284		184228	3539	LOCKTON COMPANIES LLC	4th QTR-2026 CONSULTING S VCS	10,000.00	203784
10-08-2026	09-30-2026	096171		FUNYG.0926	6620	LUCASEY, CATHERINE	FUNCTIONAL YOGA: 9/26	75.00	203702
10-08-2026	09-30-2026	096171		TRNG.0926	6620	LUCASEY, CATHERINE	ALL STAFF MTG: 9/26	25.00	203702
				TOTAL FOR VENDOR				100.00	
10-08-2026	09-30-2026	096155		0000563854	6568	M & H GAS LLC	GAS-MFAC CONCESSIONS	14.84	203703
10-22-2026	10-11-2026	096285		1780760	3070	MAD SCIENCE OF GREATER KC	ENTERTAINMENT-BDAY 11/15/ 26	145.00	203785
10-08-2026	10-01-2026	096152		1778448	3070	MAD SCIENCE OF GREATER KC	ENTERTAINMENT-BdAY 10/3/2 6	145.00	203704
				TOTAL FOR VENDOR				290.00	
10-29-2026	10-26-2026	096355		1010891	1563	MARC	RENTAL REFUND-PERMIT #813 0	400.00	203816
10-29-2026	10-06-2026	096353		D795934	0205	MARMIC FIRE & SAFETY CO INC	ALARM MONITORING	442.00	203817
10-08-2026	10-01-2026	096192		PA69620926	8647	MARTINIZING DELIVERS-SHAWNEE	SEPT'26 UNIFORM DRYCLEANI NG	1,240.21	203705
10-22-2026	09-25-2026	096286		276589	7350	METAL BY THE FOOT	BRACKET SUPPLIES	91.76	203786
10-29-2026	09-01-2026	096354		6676	0418	METROPOINT SERVICES LLC	PARK BATHROOM CLEANING SV CS	350.00	203818
10-22-2026	10-01-2026	096287		6717	0418	METROPOINT SERVICES LLC	OCTOBER '26 JANITORIAL SV CS	2,415.35	203787
10-08-2026	10-01-2026	096154		6725	0418	METROPOINT SERVICES LLC	PARK BATHROOM CLEANING SV CS	350.00	203706
				TOTAL FOR VENDOR				3,115.35	
10-26-2026	10-21-2026	096316		3Q-2026	6149	MISSION CROSSING LLC	3Q-2026 CID REIMBURSEMENT	23,031.59	WT-MIC
10-08-2026	10-07-2026	096213		OCT-2026	5507	MISSION SQUARE	'26 NG-MS BLOCK PARTY	500.00	203707
10-14-2026	09-30-2026	096235		20009351	7476	MISSOURI ORGANIC	REFUGE	475.87	203746
10-29-2026	10-22-2026	096356		1036360	0977	MORDHORST, ALI	REFUND FOR SAFE SITTER	95.00	203819

CHECK DATE	DATE	PO #	T	INVOICE NUMBER	VEND	V E N D O R N A M E	INVOICE DESCRIPTION	INVOICE AMT	CHECK NUMBER
10-08-2026	09-28-2026	096156		20309	0196	MOSS PRINTING	BANNER-STREET DANCE 75th ANNI	150.00	203708
10-29-2026	10-20-2026	096357		1411286782	0998	MOTOROLA SOLUTIONS INC	CLOUD STORAGE-VIDEO	1,071.00	203820
10-08-2026	10-02-2026	096205		1187184785	0998	MOTOROLA SOLUTIONS INC	PD BODY CAMS	53,345.50	203709
				TOTAL FOR VENDOR				54,416.50	
10-14-2026	10-05-2026	096243		43169333	7379	MSEC FINANCIAL SERVICES	POSTAGE METER RENTAL	397.00	203747
10-22-2026	10-14-2026	096289		106931	0970	MW LAWN & LANDSCAPE	LANDSCAPE MAINT-MOHAWK PK GLOT	915.00	203788
10-29-2026	09-22-2026	096358		435293	0200	NAPA	OIL	146.99	203821
10-29-2026	10-01-2026	096359		437205	0200	NAPA	#123 FILTERS	657.94	203821
				TOTAL FOR VENDOR				804.93	
10-26-2026	10-01-2026	096332		131225376	0186	NUSO LLC	PHONE SERVICE	117.60	AC1806
10-22-2026	09-22-2026	096290		907117	2285	OLATHE FORD SALES INC	LIGHT REPAIR-TRUCK 880	262.77	203789
10-22-2026	10-20-2026	096291		597222	2794	OLSSON ASSOCIATES	DEVELOPMENT REVIEW	2,615.42	203790
10-14-2026	09-23-2026	096241		594065	2794	OLSSON ASSOCIATES	2027 CARS DESIGN	14,078.00	203748
10-14-2026	09-23-2026	0024-6		594091	2794	OLSSON ASSOCIATES	24-6 METCALF-LAMAR	6,234.93	203748
10-14-2026	09-29-2026	025-07		595338	2794	OLSSON ASSOCIATES	25-07 RC STWTR IMPRO	20,833.32	203748
10-08-2026	09-23-2026	096157		594034	2794	OLSSON ASSOCIATES	DEVELOPMENT REVIEW	5,852.48	203710
				TOTAL FOR VENDOR				49,614.15	
10-08-2026	10-01-2026	096158		24-15-020	0437	ORION PLANNING + DESIGN	PHASE II ZONING UPDATE	4,575.00	203711
10-22-2026	09-08-2026	096000		3913	1261	OVERLAND PARK AWARDS	NAME BADGES	26.00	203791
10-22-2026	09-11-2026	096000		3937	1261	OVERLAND PARK AWARDS	EMBROIDERED APPAREL	68.00	203791
				TOTAL FOR VENDOR				94.00	
10-14-2026	09-07-2026	096236		9-07-26	8738	PAYNE, SHIRLEY L	REIMB.-BULLETIN BD SUPPLIES	19.00	203749
10-14-2026	09-12-2026	096236		9-12-26	8738	PAYNE, SHIRLEY L	SEPT'26 MARKETING/BULLETIN BDS	420.00	203749
10-14-2026	09-12-2026	096236		9-12-26A	8738	PAYNE, SHIRLEY L	SUPPLIES/LABOR=TFS CENTER PCS	450.00	203749
				TOTAL FOR VENDOR				889.00	
10-08-2026	09-30-2026	096172		BENEF09261	0686	PETERSON, PHYLLIS	HEALTH BENEFITS 10:15 AM 9/26	225.00	203712
10-08-2026	09-30-2026	096172		BENEF09262	0686	PETERSON, PHYLLIS	HEALTH BENEFITS 11:00 AM 9/26	225.00	203712
10-08-2026	09-30-2026	096172		CARDIO0926	0686	PETERSON, PHYLLIS	CARDIO PUMP: 9/26	225.00	203712
10-08-2026	09-30-2026	096172		EX4LF.0926	0686	PETERSON, PHYLLIS	EXERCISE FOR LIFE: 9/26	225.00	203712
10-08-2026	09-30-2026	096172		PMWA.0926	0686	PETERSON, PHYLLIS	PM WATER AEROBICS: 9/26	75.00	203712
10-08-2026	09-30-2026	096172		PTA.0926	0686	PETERSON, PHYLLIS	80% PERSONAL TRNR: 9/26	840.00	203712
				TOTAL FOR VENDOR				1,815.00	
10-14-2026	09-23-2026	096237		3786	8367	PFEFFERKORN ENGINEERING	2026 STREET INSPECTION	16,920.00	203750
10-08-2026	09-30-2026	096173		PTA.0926	7839	POTTS, MARY ELLEN	80% PERSONAL TRNR: 9/26	172.00	203713
10-08-2026	09-30-2026	096173		REPRD.0926	7839	POTTS, MARY ELLEN	REP & RIDE: 9/26	240.00	203713
				TOTAL FOR VENDOR				412.00	
10-08-2026	09-29-2029	096159		940397	2179	PUR-O-ZONE INC	TOILET TISSUE/LINERS/SOAP	689.44	203714
10-26-2026	10-06-2026	096374		115701977	3863	QUIKTRIP	SEPT'26 FUEL PURCHASES	6,279.10	AC1802
10-29-2026	05-05-2026	096360		576137	5654	REJIS COMMISSION	LE Web SUBSCRIPTION	773.31	203822
10-08-2026	10-05-2026	096206		584853	5654	REJIS COMMISSION	LE Web SUBSCRIPTION	773.31	203715
				TOTAL FOR VENDOR				1,546.62	

CHECK DATE	DATE	PO #	T	INVOICE NUMBER	VEND	V E N D O R N A M E	INVOICE DESCRIPTION	INVOICE AMT	CHECK NUMBER
10-29-2026	10-22-2026	096361		10222	7441	REWIND FITNESS	MAINT./REPLC PART-FITNESS EQP	507.20	203823
10-29-2026	10-26-2026	096362		1033815	0978	REYES, MICHELLE	RENTAL REFUND-PERMIT #9056	50.00	203824
10-26-2026	10-21-2026	096318		3Q-2026	0725	RIDGEVIEW NORTH ASSOCIATES LLC	3Q'26 RC 3B CID REIMBURSEMENT	30,721.53	WT1026
10-08-2026	09-30-2026	096207		00033867	7819	ROAD RUNNER SAFETY	STREET DANCE ROAD CLOSURE	1,143.03	203716
10-29-2026	10-27-2026	096363		10-27-26	0724	SALINAS, EMILY	COURT INTERPRETER: 10/27/26	125.00	203825
10-22-2026	10-20-2026	096292		10-20-26	0724	SALINAS, EMILY	COURT INTERPRETER: 10/20/26	125.00	203792
10-14-2026	10-13-2026	096248		10-13-26	0724	SALINAS, EMILY	COURT INTERPRETER: 10/13/26	125.00	203751
				TOTAL FOR VENDOR				375.00	
10-14-2026	09-28-2026	096238		129082	8468	SANTA FE TOW SERVICE INC	SWEEPER TOWING	810.00	203752
10-08-2026	09-30-2026	096174		AQUACI0926	0165	SEETIN, CAREY A	AQUA CIRCUIT: 9/26	80.00	203717
10-08-2026	09-30-2026	096175		SSFB.0926	8569	SHAFFER, TAYLOR	START SMART FOOTBALL: 9/26	50.00	203718
10-22-2026	10-14-2026	096303		746983/1	0236	SHAWNEE MISSION FORD	VIN#SGC89095-TIRE ALIGNMENT	124.95	203793
10-08-2026	09-30-2026	096176		BASFL.0926	6785	SHELLHORN, JACQUELINE R	BASIC FLOW YOGA: 9/26	198.00	203719
10-22-2026	09-22-2026	096295		155558	0578	SMITTY'S LAWN & GARDEN EQUIP.	FILTER-STHL BLOWER REPAIR	21.00	203794
10-26-2026	10-19-2026	096378		1351851126	1528	STANDARD INSURANCE COMPANY	NOVEMBER, 2026 PREMIUM	813.57	AC1810
10-29-2026	10-15-2026	096364		43743981	0054	STINSON LLP	JO DRIVE CONDEMNATION	1,897.20	203826
10-29-2026	10-05-2026	096365		0013932-IN	7534	SUNSET LAW ENFORCEMENT	CREDIT FOR ANNUNITION	1,208.00CR	203827
10-29-2026	10-19-2026	096365		0013990-IN	7534	SUNSET LAW ENFORCEMENT	AMMUNITION	5,091.15	203827
				TOTAL FOR VENDOR				3,883.15	
10-14-2026	10-08-2026	096250		PE2-JODRIV	8347	SUPERIOR BOWEN ASPHALT CO LLC	JOHNSON DRIVE	577,615.38	WT-OCT
10-26-2026	09-21-2026	096330		SEPT-2026	8646	T-MOBILE	SEPT'26 PHONE CHARGES	1,635.37	AC1804
10-05-2026	09-21-2026	096334		9-21-26A	8646	T-MOBILE	MARKET IPAD	22.07	001534
				TOTAL FOR VENDOR				1,657.44	
10-08-2026	09-30-2026	096160		22327	8854	TEST SMARTLY LABS	PRE-EMPLOYMENT DRUG SCREEN	294.00	203720
10-14-2026	10-12-2026	096239		SEPT-2026	0651	THE HUMANE SOCIETY OF	SEPT'26 IMPOUNDMENT CHARGES	305.00	203753
10-22-2026	09-30-2026	096297		77976	2901	THE WORK ZONE INC	SIGN BLANKS	151.25	203795
10-22-2026	10-08-2026	096296		406302491	8866	TOMPKINS INDUSTRIES LLC	#279 PARTS	282.76	203796
10-13-2026	10-13-2026	096249		394229	5433	TOWN SQUARE PUBLICATIONS LLC	ISSUE 3 MISSION MAGAZINE	10,288.55	AC-TSP
10-08-2026	10-01-2026	096161		100-322743	8371	TYLER TECHNOLOGIES INC	COURT SOFTWARE/SYSTEM 2026	25,528.78	203721
10-26-2026	09-30-2026	096319		SEPT-2026	7217	UMB CREDIT CARD	SEPTEMBER, 2026 PURCHASES	32,080.63	AC-UMB
10-26-2026	10-07-2026	096309		591107206	0620	US BANK EQUIPMENT FINANCE	COPIER LEASE	658.00	W1007A
10-26-2026	10-07-2026	096310		591107206A	0620	US BANK EQUIPMENT FINANCE	EXTERNAL STAPLER LEASE	34.00	W1007B
10-26-2026	10-07-2026	096311		591107362	0620	US BANK EQUIPMENT FINANCE	COPIER LEASE-PUBLIC WORKS	246.00	W1007C

CHECK DATE	DATE	PO #	T	INVOICE NUMBER	VEND	V E N D O R N A M E	INVOICE DESCRIPTION	INVOICE AMT	CHECK NUMBER
				TOTAL FOR VENDOR				938.00	
10-08-2026	09-30-2026	096177		HBEXR.0926	0734	UTZ, SHAUNA	HB AQUA EXERCISE: 9/26	702.00	203722
10-08-2026	09-30-2026	096177		HBTPY.0926	0734	UTZ, SHAUNA	HB AQUA THERAPY: 9/26	390.00	203722
10-08-2026	09-30-2026	096177		PTA.0926	0734	UTZ, SHAUNA	90% PERSONAL TRNR: 9/26	1,725.30	203722
				TOTAL FOR VENDOR				2,817.30	
10-08-2026	07-02-2026	096214		17579-1026	4495	VAN BOOVEN LAWN LANDSCAPE	'26 MP-5243 MAPLE ST-TREE	526.70	203731
10-29-2026	10-13-2026	096366		17485	0282	VANCE BROTHERS LLC	COMMERCIAL SURFACE	335.67	203828
10-29-2026	10-22-2026	096366		18467	0282	VANCE BROTHERS LLC	PREMIUM PATCH	58.05	203828
10-22-2026	09-23-2026	096298		15744	0282	VANCE BROTHERS LLC	COMMERCIAL SURFACE	441.53	203797
10-22-2026	09-24-2026	096298		16027	0282	VANCE BROTHERS LLC	COMMERCIAL SUFACE/PREM PATCH	385.25	203797
10-22-2026	09-30-2026	096298		16548	0282	VANCE BROTHERS LLC	PREMIUM PATCH	55.90	203797
10-14-2026	09-17-2026	096240		14984	0282	VANCE BROTHERS LLC	COMMERCIAL SURFACE	404.68	203754
10-14-2026	09-21-2026	096240		15488	0282	VANCE BROTHERS LLC	COMMERCIAL SURFACE	485.75	203754
10-14-2026	09-22-2026	096240		15617	0282	VANCE BROTHERS LLC	COMMERCIAL SURFACE	351.75	203754
10-08-2026	09-09-2026	096212		14194	0282	VANCE BROTHERS LLC	COMMERCIAL SURFACE	456.42	203723
10-08-2026	09-14-2026	096211		14626	0282	VANCE BROTHERS LLC	COMMERCIAL SURFACE	369.17	203723
10-08-2026	09-15-2026	096212		14721	0282	VANCE BROTHERS LLC	COMMERCIAL SURFACE	485.75	203723
				TOTAL FOR VENDOR				3,829.92	
10-08-2026	09-30-2026	096162		INV-651370	7419	VERIFIED FIRST LLC	BACKGROUND/ANNUAL MVR	235.28	203724
10-08-2026	10-01-2026	096208		384-92348	7811	VERIZON CONNECT FLEET	SEPTEMBER'26 GPS SERVICES	349.58	203725
10-22-2026	09-30-2026	096299		SUBCY.0926	6994	VICKERS, DIANN E.	SUB SS CHAIR YOGA: 9/26	60.00	203798
10-22-2026	09-30-2026	096299		SUBZUM0926	6994	VICKERS, DIANN E.	SUB ZUMBA GOLD: 9/26	20.00	203798
10-08-2026	09-30-2026	096178		SSCY.0926	6994	VICKERS, DIANN E.	SUB SS CHAIR YOGA: 9/26	60.00	203726
				TOTAL FOR VENDOR				140.00	
10-08-2026	09-30-2026	096179		ZUMBA.0926	8746	WALTON, TEHANI S	ZUMBA GOLD: 9/26	80.00	203727
10-14-2026	10-07-2026	096245		OCT-2026	0289	WATER DIST #1 OF JO CO	OCTOBER 2026 WATERONE	4,891.20	203755
10-14-2026	09-21-2026	096246		OCT_2026	0289	WATER DIST #1 OF JO CO	OCT'26 VARIOUS HYDRANTS	109.00	203755
				TOTAL FOR VENDOR				5,000.20	
10-29-2026	07-23-2026	096367		INV071089	0252	WATTS UP	LIGHT BULBS FOR P.D.	130.74	203829
10-22-2026	10-20-2026	096304		1031723	0973	WHITE, CAROLYN	RENTAL REFUND-PERMIT #8918	400.00	203799
10-29-2026	10-01-2026	096368		0000548358	8209	WHOLESALE BATTERIES INC	#123	302.64	203830
10-08-2026	09-29-2026	096209		0000548165	8209	WHOLESALE BATTERIES INC	SIGN BOARD	91.76	203728
				TOTAL FOR VENDOR				394.40	
10-08-2026	09-30-2026	096180		CHWELL0926	8141	WOOD MARTIAL ARTS	CITY WELLNESS: 9/26	25.00	203729
10-08-2026	09-30-2026	096180		MWD.092026	8141	WOOD MARTIAL ARTS	TAI CHI: M/WD 9/26	200.00	203729
10-08-2026	09-30-2026	096180		SAT.092026	8141	WOOD MARTIAL ARTS	TAI CHI: SAT 9/26	100.00	203729
10-08-2026	09-30-2026	096180		TTH.092026	8141	WOOD MARTIAL ARTS	TAI CHI: T/TH 9/26	225.00	203729
				TOTAL FOR VENDOR				550.00	
10-08-2026	10-06-2026	096210		121724	3624	WORTH HARLEY DAVIDSON	UNIT #27 GRIPS/DIAGNOSTICS	946.45	203730
10-29-2026	10-23-2026	096370		M105	8897	WRITEAWAY TRANSCRIPTION	TRANSCRIPTION SERVICES	1,327.50	203831
10-22-2026	10-21-2026	096305		1034843	0975	ZAMORA, DANYELLE	RENTAL REFUND-PERMIT #9180	150.00	203800
10-14-2026	10-07-2026	096231		26280	6010	iCONTROLS INC	HVAC CONTROLS MAINTENANCE	540.00	203756
GRAND TOT								1,348,341.40	

[405] 265 items listed out of 96509 items.