



MONTHLY FINANCIAL REPORT

MARCH 2025

MISSION
Kansas



Mission, Kansas

Monthly Financial Report – Executive Summary

March 2025

General Fund Revenue Summary by Category as of 3/31/25

	2025 Adopted Budget	2025 Est Budget	MTD Collections	YTD Collections	% of Est Budget Collected
Taxes					
Property Tax - General	2,726,012	2,726,012	147,066	2,137,712	78%
Property Tax - Streets	1,380,000	1,380,000	0	0	0%
Delinquent Property Tax	20,150	20,150	1,151	11,323	56%
Motor Vehicle Tax	270,143	270,143	29,427	71,411	26%
City Sales and Use Tax	4,578,125	4,578,125	366,540	899,152	20%
County Sales and Use Tax	1,150,950	1,150,950	91,039	306,860	27%
County Sales and Use Tax - Jail	282,575	282,575	22,553	75,923	27%
County Sales and Use Tax - Public Safety	282,575	282,575	22,553	75,923	27%
County Sales and Use Tax - Court	282,575	282,575	22,553	75,923	27%
Franchise Tax	1,141,500	1,141,500	147,595	297,808	26%
Alcohol Tax	137,500	137,500	43,811	43,811	32%
Intergovernmental Revenue	20,000	20,000	3,845	5,504	
		0			
Mission Square Pilot	47,250	47,250	0	27,622	58%
Licenses and Permits	164,000	164,000	7,179	40,005	24%
Jo Co Plan Review/Inspection Fees	567,000	567,000	9,362	15,312	3%
Police Fines	713,250	713,250	40,531	118,784	17%
Charges for Services	141,500	141,500	78,420	85,563	60%
Interest	100,000	100,000	11,969	29,213	29%
Miscellaneous and other	526,000	526,000	16,039	18,529	4%
Pool Revenues	180,000	180,000	151	1,264	1%
Parks Special Event Revenues	235,000	235,000	(671)	103,880	44%
Community Center Revenues	1,286,350	1,286,350	104,311	372,787	29%
Bond Proceeds	0	0	0	0	0%
Transfers	20,000	20,000	0	0	0%
Total Revenues	16,252,455	16,252,455	1,165,425	4,814,308	30%

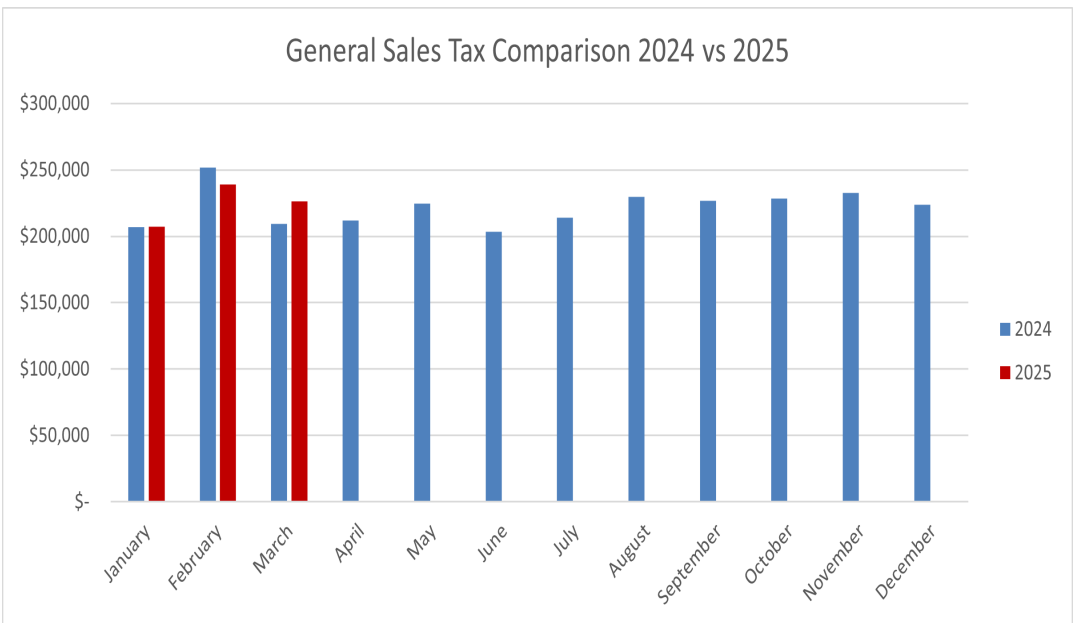
Total Estimated Budget:
\$2,793,125

Total City Sales Tax collected
YTD: \$672,791

% of Estimated Budget
collected:
24%

% of Year Expended:
25%

% change yr over yr = **-0.7%**

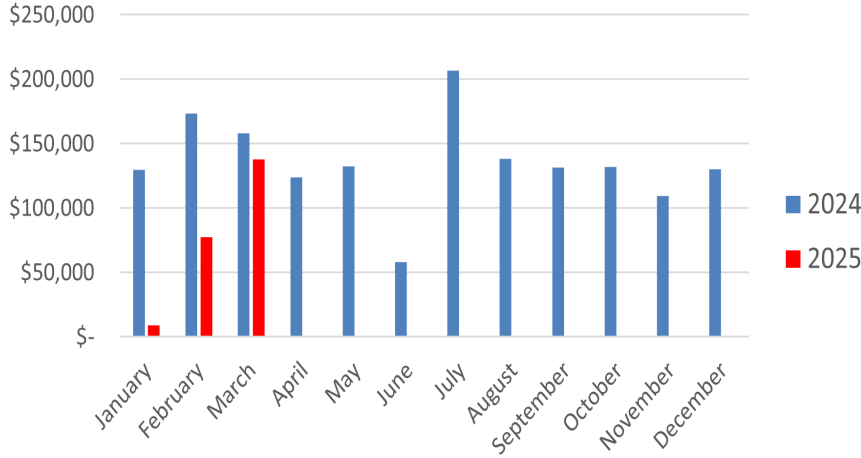


Mission, Kansas

Monthly Financial Report – Executive Summary

March 2025

General Use Tax Comparison 2024 vs 2025



Comments/Highlights:

- City general sales tax revenues are performing in-line with historical averages for 2025. City use tax revenues are performing below previous YTD. The City's 2025 use tax collections were impacted by a large refund that impacted January and February collections.
- County sales tax and use tax revenues are performing at historical averages for YTD.

Total Est. Budget: \$1,785,000 Total City Use Tax collected YTD: \$226,361 % of Total Est. Budget collected: 12.6%

% of Year Expended: 25% % change yr over yr = -51.4%

Period Ending 3/31/2025					Expenditure		Unencumb.	Current Cash, MIP	
Fund	Description	Revenue Budget	Revenue YTD	Uncollected Revenue	Budget	Expense YTD	Balance	and Investments Balance	
01	General	\$ 16,252,455.00	\$ 4,814,307.58	\$ 11,438,147.42	\$ 15,995,246.00	\$ 3,393,397.88	\$ 12,601,848.12	\$ 4,671,689.88	
02	IRS 125 Plan	\$ -	\$ 17,540.39	\$ (17,540.39)	\$ -	\$ 16,872.26	\$ (16,872.26)	\$ 49,783.36	
03	Special Highway	\$ 282,500.00	\$ 72,244.87	\$ 210,255.13	\$ 320,000.00	\$ 10,071.67	\$ 309,928.33	\$ 101,566.07	
08	Court - Bonds	\$ -	\$ 19,221.00	\$ (19,221.00)	\$ -	\$ 16,338.00	\$ (16,338.00)	\$ 28,493.00	
09	Special Alcohol	\$ 140,000.00	\$ 43,810.94	\$ 96,189.06	\$ 155,000.00	\$ 74,482.12	\$ 80,517.88	\$ 238,023.98	
10	Special Park & Recreation	\$ 141,000.00	\$ 45,245.55	\$ 95,754.45	\$ 231,240.00	\$ 11,518.71	\$ 219,721.29	\$ 188,507.05	
14	Court - ADSAP	\$ -	\$ -	\$ -	\$ -	\$ -	\$ -	\$ 9,781.33	
15	Court - Reinstatement	\$ -	\$ 3,989.78	\$ (3,989.78)	\$ -	\$ 3,064.88	\$ (3,064.88)	\$ 1,008.99	
16	Special Law Enforcement	\$ -	\$ -	\$ -	\$ -	\$ -	\$ -	\$ 48,597.82	
17	Restricted	\$ -	\$ 35,000.00	\$ (35,000.00)	\$ -	\$ -	\$ -	\$ 103,505.18	
18	Jo Co School District Sales Tax	\$ -	\$ 140.71	\$ (140.71)	\$ -	\$ -	\$ -	\$ 19,858.86	
19	MBDC	\$ 92,000.00	\$ 25,399.09	\$ 66,600.91	\$ 90,000.00	\$ 12,013.81	\$ 77,986.19	\$ 55,828.18	
22	Storm Drain Utility	\$ 2,702,767.00	\$ 1,539,696.85	\$ 1,163,070.15	\$ 3,787,325.00	\$ 174,841.86	\$ 3,612,483.14	\$ 3,703,865.44	
24	Equipment Reserve Fund	\$ 303,000.00	\$ -	\$ 303,000.00	\$ 137,500.00	\$ -	\$ 137,500.00	\$ 2,295.73	
25	Capital Improvement Fund	\$ 2,654,745.00	\$ 739,867.32	\$ 1,914,877.68	\$ 4,815,073.00	\$ 89,581.48	\$ 4,725,491.52	\$ 369,667.50	
26	Rock Creek Drainage Dist #1	\$ 31,872.00	\$ 267.17	\$ 31,604.83	\$ 31,822.00	\$ -	\$ 31,822.00	\$ 32,154.42	
27	Rock Creek Drainage Dist #2	\$ 104,637.00	\$ 40,970.60	\$ 63,666.40	\$ 100,000.00	\$ -	\$ 100,000.00	\$ 42,321.40	
30	Solid Waste Utility Fund	\$ 640,000.00	\$ 335,470.89	\$ 304,529.11	\$ 678,850.00	\$ 169,323.27	\$ 509,526.73	\$ 197,629.40	
31	ARPA Fund	\$ -	\$ -	\$ -	\$ -	\$ -	\$ -	\$ -	
32	Opioid Fund	\$ -	\$ 1,492.12	\$ (1,492.12)	\$ -	\$ -	\$ -	\$ 59,563.91	
33	Family Adoption Fund	\$ -	\$ -	\$ -	\$ 20,000.00	\$ 7,946.86	\$ 12,053.14	\$ (2,582.92)	
35	Transportation Fund	\$ -	\$ -	\$ -	\$ -	\$ -	\$ -	\$ 18.00	
40	Street Sales Tax	\$ -	\$ 307,804.72	\$ (307,804.72)	\$ 1,409,300.00	\$ 382,150.00	\$ 1,027,150.00	\$ 141,991.26	
45	Parks & Rec Sales Tax	\$ 1,220,000.00	\$ 303,636.67	\$ 916,363.33	\$ 1,399,550.00	\$ 350,362.50	\$ 1,049,187.50	\$ 1,008,153.19	
50	Mission Trails TIF	\$ 390,000.00	\$ 276,276.31	\$ 113,723.69	\$ 375,000.00	\$ 276,276.31	\$ 98,723.69	\$ -	
55	Silvercrest at Broadmoor	\$ -	\$ 8,548.31	\$ (8,548.31)	\$ -	\$ -	\$ -	\$ 38,966.53	
60	Mission Crossing TIF Fund	\$ 495,000.00	\$ 252,420.59	\$ 242,579.41	\$ 450,000.00	\$ 171,231.92	\$ 278,768.08	\$ 137,426.09	
63	GATEWAY TIF (ROCK CREEK 1)	\$ -	\$ -	\$ -	\$ -	\$ -	\$ -	\$ 36,009.74	
64	Rock Creek TIF DIST #2	\$ -	\$ 59,668.51	\$ (59,668.51)	\$ -	\$ -	\$ -	\$ 195,923.12	
65	Cornerstone Commons Fund	\$ 72,000.00	\$ 18,774.30	\$ 53,225.70	\$ 70,500.00	\$ 5,000.00	\$ 65,500.00	\$ 14,111.08	
66	Capitol Federal TIF Fund	\$ 23,500.00	\$ 11,093.06	\$ 12,406.94	\$ 20,000.00	\$ -	\$ 20,000.00	\$ 91,096.35	
67	Mission Bowl TIF Fund	\$ -	\$ 276,711.23	\$ (276,711.23)	\$ -	\$ -	\$ -	\$ 419,305.57	
68	Rock Creek TIF Fund #3	\$ -	\$ -	\$ -	\$ -	\$ -	\$ -	\$ 193,590.69	
69	Rock Creek TIF Fund #4	\$ -	\$ 12,020.33	\$ (12,020.33)	\$ -	\$ -	\$ -	\$ 142,919.34	
70	Mission Farm and Flower Market	\$ -	\$ -	\$ -	\$ -	\$ 42.74	\$ (42.74)	\$ 19,326.60	
		\$ 25,545,476.00	\$ 9,261,618.89	\$ 16,283,857.11	\$ 30,086,406.00	\$ 5,164,516.27	\$ 24,921,889.73	\$ 12,360,396.14	
								MIP Statement	10,458,991.81
								Treasury Bills	-
								Cash balances	1,901,404.33
								Total	12,360,396.14
								Difference	-

Mission, Kansas
Monthly Financial Report – Executive Summary
March 2025

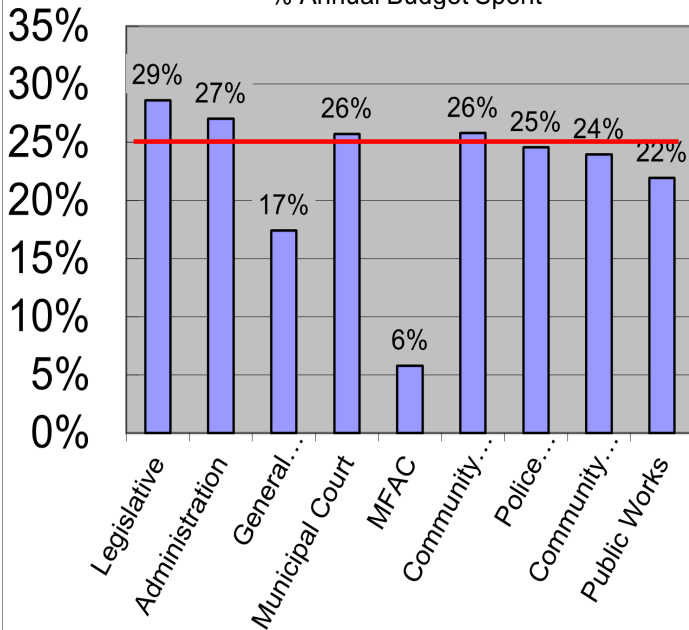
General Fund Expenditures by Department as of 3/31/25:

DEPARTMENT	2025 Budget	2025 Estimated	Monthly Expenditure	YTD Expenditure	Amount Remaining	Expenditure Rate
Legislative						
Personnel Services	63,875	63,875	4,687	13,674	50,201	21%
Contractual Services	128,020	128,020	2,633	41,606	86,414	32%
Commodities	1,250	1,250	-	-	1,250	0%
Capital Outlay	-	-	-	-	-	0%
Total	193,145	193,145	7,320	55,280	137,865	29%
Administration						
Personnel Services	954,800	954,800	77,130	265,888	688,912	28%
Contractual Services	37,850	37,850	571	2,100	35,750	6%
Commodities	4,050	4,050	857	922	3,128	23%
Capital Outlay	-	-	-	477	(477)	0%
Debt Service	-	-	-	-	-	0%
Total	996,700	996,700	78,559	269,387	727,313	27%
General Overhead						
Personnel Services	-	-	-	-	-	0%
Contractual Services	423,125	423,125	17,506	93,867	329,257.92	22%
Commodities	42,750	42,750	3,202	9,961	32,789.37	23%
Capital Outlay	110,000	110,000	-	11,958	98,042.50	11%
Debt Service	251,750	251,750	-	28,375	223,375.00	11%
Total	827,625	827,625	20,708	144,160	683,465	17%
Municipal Court						
Personnel Services	313,700	313,700	26,628	88,233	225,467	28%
Contractual Services	32,900	32,900	497	1,570	31,330	5%
Commodities	10,250	10,250	739	2,009	8,241	20%
Capital Outlay	-	-	-	-	-	0%
Total	356,850	356,850	27,864	91,811	265,039	26%
Parks and Recreation						
Mission Family Aquatic Center (MFAC)						
Personnel Services	247,900	247,900	4,677	12,549	235,351	5%
Contractual Services	121,300	121,300	4,938	9,866	111,434	8%
Commodities	71,750	71,750	179	3,105	68,645	4%
Capital Outlay	-	-	-	-	-	0%
Total	440,950	440,950	9,795	25,520	415,430	6%
Community Center						
Personnel Services	1,822,400	1,822,400	155,415	493,018	1,329,382	27%
Contractual Services	852,450	852,450	57,332	201,576	650,874	24%
Commodities	124,500	124,500	13,742	27,348	97,152	22%
Capital Outlay	-	-	-	-	-	0%
Total	2,799,350	2,799,350	226,488	721,943	2,077,407	26%
Police Department						
Personnel Services	4,218,200	4,218,200	315,590	1,072,745	3,145,455	25%
Contractual Services	496,076	496,076	30,216	121,975	374,101	25%
Commodities	172,100	172,100	6,213	25,688	146,412	15%
Capital Outlay	88,000	88,000	-	1,391	86,609	2%
Debt Service/Lease	-	-	-	-	-	0%
Total	4,974,376	4,974,376	352,019	1,221,799	3,752,577	25%
Community Development						
Personnel Services	806,000	806,000	41,066	182,809	623,191	23%
Contractual Services	279,800	279,800	66,373	77,643	202,157	28%
Commodities	6,000	6,000	754	1,047	4,953	17%
Capital Outlay	-	-	-	-	-	0%
Total	1,091,800	1,091,800	108,193	261,499	830,301	24%
Public Works						
Personnel Services	1,184,500	1,184,500	83,258	282,139	902,361	24%
Contractual Services	1,216,700	1,216,700	71,802	247,607	969,093	20%
Commodities	225,750	225,750	18,928	60,645	165,105	27%
Capital Outlay	115,000	115,000	-	11,609	103,391	10%
Total	2,741,950	2,741,950	173,988	602,000	2,139,950	22%
Other General Fund	1,572,500	1,572,500	-	-	1,572,500	0%
General Fund Total	15,995,246	15,995,246	1,004,934	3,393,398	12,601,848	21%

Mission, Kansas
Monthly Financial Report – Executive Summary
March 2025

Departmental Summary

% Annual Budget Spent



Additional highlights/comments:

- The City’s cash balance position will fluctuate month-to-month based on when certain expenditures are accounted for such as payments made for large capital projects. The City’s cash balance position is strong with an ending cash balance across all funds of \$12.4 million as of March 31, 2025. Major expenditures in March include workers compensation premiums, Phase 1 zoning code update, annual software subscriptions, annual UCS contribution, debt service payments, 2025 stormwater improvements, and 2025 and 2026 CARS Program.
- Street Sales Tax and Parks + Recreation Sales Tax collections YTD in 2025 total \$299,188 respectively, which represents an decrease of **0.4%** over 2024 collections YTD.

Revenues and expenses for the Powell Community Center (PCC), including cost recovery rates, historical and YTD revenue and expense information is included in the monthly interim financial report. The table below illustrates actual revenues and expenses from 2019 through 2023 showing the difference in total dollars (subsidy for operations). YTD information for 2024 is also included. The cost recovery or self-sufficiency rate for each year is also shown in the table. A feasibility study for the PCC analyzing the center’s long-term feasibility and highest and best use was completed in 2023. The study recommended a targeted cost recovery rate of 70% to be achieved over several years.

	2021	2022	2023	2024	2025 Budget	2025 YTD
Revenues	\$ 706,254	\$ 1,307,603	\$ 1,541,968	\$ 1,561,981	\$ 1,568,600	\$ 504,289
Expenses	\$ 2,267,738	\$ 2,397,870	\$ 2,578,539	\$ 2,684,312	\$ 2,799,350	\$ 721,943
Difference (\$)	\$ (1,561,484)	\$ (1,090,267)	\$ (1,036,572)	\$ (1,122,332)	\$ (1,230,750)	\$ (217,654)
Cost Recovery %	31%	55%	60%	58%	56%	70%

The reports that follow provide line item detail level summaries of revenues and expenditures for all funds, and are generated through the City’s financial management software, Governmentor. In addition to information on the current budget/fiscal year, the reports will contain information on the prior year actuals.

In addition to these summary reports, a summary claims report detailing expenditures for the month by fund is provided along with a report that details all payments made in the current month by vendor (listed alphabetically).

City of Mission, KS
Interim Financial Reports

March 31, 2025

Reviewed By:

/s/ Justin Carroll

Justin Carroll - Deputy City Administrator



Date

4/28/25

THIS MONTH'S EXPENSE REPORT

MARCH 31, 2025

ACCOUNT NUMBER	DESCRIPTION	LAST YEAR ACTUAL	THIS YEAR BUDGET	TRANSACTIONS MONTH-TO-DATE	TRANSACTIONS YEAR-TO-DATE	ENCUMBERED BALANCE	AVAILABLE BALANCE	% AVAIL
(01) GENERAL FUND								
(00) TRANSFERS AND RESERVES								
001-00	OPERATING RESERVE	0.00	0.00	0.00	0.00	0.00	0.00	0.0
004-00	GEN FUND TRANSFER TO BLDG FUND	0.00	0.00	0.00	0.00	0.00	0.00	0.0
007-00	TRANSFER TO PAYROLL CLEARING	0.00	0.00	0.00	0.00	0.00	0.00	0.0
009-00	GEN FUND TRNSFR TO SPEC ALCOHO	0.00	0.00	0.00	0.00	0.00	0.00	0.0
010-00	GEN FUND TRANSFER TO PARK / REC	0.00	0.00	0.00	0.00	0.00	0.00	0.0
011-00	G.F. TRANSF TO DEBT SERVICE	0.00	0.00	0.00	0.00	0.00	0.00	0.0
012-00	GEN FUND TRANSFER TO SPEC PROJ	0.00	0.00	0.00	0.00	0.00	0.00	0.0
017-00	TRANSF TO RESTRICTED FUNDS	0.00	0.00	0.00	0.00	0.00	0.00	0.0
018-00	TRANSFER TO SCH DISTR TAX FUND	0.00	0.00	0.00	0.00	0.00	0.00	0.0
019-00	TRANSF TO BUSINESS DEV FUND	0.00	0.00	0.00	0.00	0.00	0.00	0.0
022-00	TRANSF TO STORM DRAIN UTILITY	0.00	0.00	0.00	0.00	0.00	0.00	0.0
024-00	TRANSFER TO EQUIP RESERVE FUND	130,000.00	137,500.00	0.00	0.00	0.00	137,500.00	100.0
025-00	TRANSFER TO CAPITAL IMP FUND	1,400,000.00	1,380,000.00	0.00	0.00	0.00	1,380,000.00	100.0
030-00	TRANSFER TO SOLID WASTE UTILIT	40,000.00	55,000.00	0.00	0.00	0.00	55,000.00	100.0
035-00	TRANSFER TO TRANS FUND	0.00	0.00	0.00	0.00	0.00	0.00	0.0
040-00	TRANSFER TO STREET SALES TAX	0.00	0.00	0.00	0.00	0.00	0.00	0.0
045-00	TRANSFER TO PARK SALES TAX	0.00	0.00	0.00	0.00	0.00	0.00	0.0
070-00	TRANSFER TO FARMERS MARKET	0.00	0.00	0.00	0.00	0.00	0.00	0.0
TOTAL		1,570,000.00	1,572,500.00	0.00	0.00	0.00	1,572,500.00	100.0
PERSONNEL SERVICES								
100-01	MISSION CROSSING CID REIMB	0.00	0.00	0.00	0.00	0.00	0.00	0.0
100-02	MSSN CROSS TIF SALES TAX REIMB	0.00	0.00	0.00	0.00	0.00	0.00	0.0
100-03	MSSN CROSS TIF PROP TAX REIMB	0.00	0.00	0.00	0.00	0.00	0.00	0.0
100-04	CONERSTONE COMMONS CID REIMB	0.00	0.00	0.00	0.00	0.00	0.00	0.0
TOTAL PERSONNEL SERVICES		0.00	0.00	0.00	0.00	0.00	0.00	
TOTAL TRANSFERS AND RESERVES		1,570,000.00	1,572,500.00	0.00	0.00	0.00	1,572,500.00	100.0
(07) GENERAL OVERHEAD CITY HALL								
PERSONNEL SERVICES								
144-01	INTERNAL SERVICE MBDC	0.00	0.00	0.00	0.00	0.00	0.00	0.0
TOTAL PERSONNEL SERVICES		0.00	0.00	0.00	0.00	0.00	0.00	
CONTRACTUAL SERVICES								
201-01	ELECTRICITY	31,653.80	37,800.00	2,089.14	6,490.80	0.00	31,309.20	82.8
201-03	HEATING GAS	7,352.31	14,700.00	1,832.05	5,433.51	0.00	9,266.49	63.0
201-05	WATER AND SEWER	1,866.38	2,625.00	173.77	418.50	0.00	2,206.50	84.0
201-07	REFUSE	0.00	0.00	0.00	0.00	0.00	0.00	0.0
201-08	TELEPHONE OTHER THAN CELL	8,365.11	1,000.00	641.36	871.98	0.00	128.02	12.8
203-01	TUITION REIMBURSEMENT	0.00	0.00	0.00	0.00	0.00	0.00	0.0
203-03	TUITION REIMBURSEMENT	2,407.00	5,000.00	0.00	0.00	0.00	5,000.00	100.0
204-01	ADVERTISING	794.64	3,000.00	548.95	798.95	0.00	2,201.05	73.3
205-01	INSURANCE	62,555.16	63,000.00	0.00	44,490.65	0.00	18,509.35	29.3
206-03	PERIODICALS/BOOKS/PUBLICATIONS	43.38	500.00	0.00	0.00	0.00	500.00	100.0
206-04	LEGAL PUBLICATIONS	4,753.33	3,000.00	49.60	435.38	0.00	2,564.62	85.4
206-05	PROFESSIONAL SERVICES	33,769.00	62,000.00	337.50	1,312.50	0.00	60,687.50	97.8
207-02	FINANCE/AUDIT	46,960.00	34,000.00	0.00	0.00	0.00	34,000.00	100.0
207-07	PRE-EMPLOYMENT/HIRING EXPENSE	0.00	0.00	0.00	0.00	0.00	0.00	0.0
207-08	BANK FEES	497.06	2,500.00	150.00	150.00	0.00	2,350.00	94.0
210-02	JANITORIAL SERVICES	11,340.00	15,000.00	750.40	3,636.20	0.00	11,363.80	75.7

THIS MONTH'S EXPENSE REPORT

MARCH 31, 2025

ACCOUNT NUMBER	DESCRIPTION	LAST YEAR ACTUAL	THIS YEAR BUDGET	TRANSACTIONS MONTH-TO-DATE	TRANSACTIONS YEAR-TO-DATE	ENCUMBERED BALANCE	AVAILABLE BALANCE	% AVAIL
(01) GENERAL FUND								
(07) GENERAL OVERHEAD CITY HALL								
CONTRACTUAL SERVICES								
212-06	SERVICE CONTRACTS	24,585.19	25,000.00	1,716.34	5,489.14	0.00	19,510.86	78.0
213-02	RENTALS AND LEASES	6,758.68	6,500.00	531.24	950.54	0.00	5,549.46	85.3
214-02	PROPERTY TAXES	0.00	0.00	0.00	0.00	0.00	0.00	0.0
214-05	COMPUTER SERVICES	132,075.48	115,000.00	8,565.26	20,873.93	0.00	94,126.07	81.8
214-06	CODIFICATION	2,310.00	3,000.00	0.00	1,015.00	0.00	1,985.00	66.1
214-13	WEBSITE DEVELOPMENT	2,480.54	2,500.00	120.00	300.00	0.00	2,200.00	88.0
214-14	CLIMATE ACTION PLAN INITIATIVE	13,562.50	25,000.00	0.00	1,200.00	0.00	23,800.00	95.2
215-03	CONTINGENCY	1,553.00	2,000.00	0.00	0.00	0.00	2,000.00	100.0
TOTAL CONTRACTUAL SERVICES		395,682.56	423,125.00	17,505.61	93,867.08	0.00	329,257.92	77.8
COMMODITIES								
301-01	OFFICE SUPPLIES	1,976.60	4,500.00	574.86	1,502.78	0.00	2,997.22	66.6
301-04	POSTAGE	8,433.18	12,000.00	878.26	1,301.46	0.00	10,698.54	89.1
304-04	MISCELLANEOUS SUPPLIES	1,357.45	500.00	0.00	0.00	0.00	500.00	100.0
305-01	JANITORIAL SUPPLIES	517.84	750.00	0.00	1,339.46	0.00	589.46	<78.5>
305-02	MAINT/REPAIRS CITY HALL	37,313.69	25,000.00	1,749.28	5,816.93	0.00	19,183.07	76.7
TOTAL COMMODITIES		46,883.86	42,750.00	3,202.40	9,960.63	0.00	32,789.37	76.7
CAPITAL OUTLAY								
402-03	COMPUTER SYSTEMS/SOFTWARE	105,615.69	70,000.00	0.00	0.00	0.00	70,000.00	100.0
402-05	BUILDING/FACILITY IMPROVEMENTS	13,004.10	40,000.00	0.00	11,957.50	0.00	28,042.50	70.1
404-06	CAPITAL IMP EQPT REPLACEMENT	7,100.00	0.00	0.00	0.00	0.00	0.00	0.0
405-01	2020 CARES PURCHASES	0.00	0.00	0.00	0.00	0.00	0.00	0.0
405-02	FCIP PROJECT	0.00	0.00	0.00	0.00	0.00	0.00	0.0
TOTAL CAPITAL OUTLAY		125,719.79	110,000.00	0.00	11,957.50	0.00	98,042.50	89.1
808-01	DEBT SERVICE	0.00	195,000.00	0.00	0.00	0.00	195,000.00	100.0
808-02	DEBT SERVICE INTEREST	0.00	56,750.00	0.00	28,375.00	0.00	28,375.00	50.0
TOTAL		0.00	251,750.00	0.00	28,375.00	0.00	223,375.00	88.7
TOTAL GENERAL OVERHEAD CITY HALL		568,286.21	827,625.00	20,708.01	144,160.21	0.00	683,464.79	82.5
(09) LEGISLATIVE								
PERSONNEL SERVICES								
101-03	MAYOR & COUNCIL SALARIES	53,008.36	58,000.00	4,149.24	12,447.72	0.00	45,552.28	78.5
102-01	HEALTH / LIFE	0.00	0.00	0.00	0.00	0.00	0.00	0.0
102-02	SOCIAL SECURITY	4,354.80	5,000.00	339.34	1,018.02	0.00	3,981.98	79.6
102-03	KPERS	0.00	0.00	0.00	0.00	0.00	0.00	0.0
102-04	EMPLOYMENT SECURITY	57.26	125.00	4.88	14.20	0.00	110.80	88.6
102-05	WORKERS COMPENSATION	436.28	750.00	194.03	194.03	0.00	555.97	74.1
TOTAL PERSONNEL SERVICES		57,856.70	63,875.00	4,687.49	13,673.97	0.00	50,201.03	78.5
CONTRACTUAL SERVICES								
201-07	TELEPHONE - MAYOR'S OFFICE	127.74	120.00	10.81	21.62	0.00	98.38	81.9

THIS MONTH'S EXPENSE REPORT

MARCH 31, 2025

ACCOUNT NUMBER	DESCRIPTION	LAST YEAR ACTUAL	THIS YEAR BUDGET	TRANSACTIONS MONTH-TO-DATE	TRANSACTIONS YEAR-TO-DATE	ENCUMBERED BALANCE	AVAILABLE BALANCE	% AVAIL
(01) GENERAL FUND								
(09) LEGISLATIVE								
CONTRACTUAL SERVICES								
202-06	TRAVEL/COM'L-MAYOR/COUNCIL	2,501.22	4,000.00	765.90	1,184.88	0.00	2,815.12	70.3
202-07	LODGING/MEALS - MAYOR/COUNCIL	6,837.36	11,500.00	0.00	0.00	0.00	11,500.00	100.0
202-08	PARKING/TOLLS - MAYOR/COUNCIL	14.00	100.00	0.00	0.00	0.00	100.00	100.0
202-09	MILEAGE - MAYOR/COUNCIL	0.00	150.00	0.00	0.00	0.00	150.00	100.0
203-02	REGISTRATION - MAYOR/COUNCIL	2,343.00	12,000.00	0.00	2,925.00	0.00	9,075.00	75.6
203-05	PLANNING COMM - DO NOT USE	0.00	0.00	0.00	0.00	0.00	0.00	0.0
205-01	INSURANCE - PUBLIC OFC E&O	3,582.89	3,150.00	0.00	2,245.55	0.00	904.45	28.7
206-01	PROFESSIONAL ORGANIZATIONS	1,400.00	13,000.00	0.00	85.00	0.00	12,915.00	99.3
206-02	MUNICIPAL ORGANIZATIONS	12,090.13	10,000.00	0.00	10,995.97	0.00	995.97-	<9.9>
206-03	PERIODICALS/BOOKS	440.00	2,500.00	0.00	0.00	0.00	2,500.00	100.0
208-01	ANNUAL CELEBRATIONS	15,362.49	10,000.00	1,083.07	2,428.34	0.00	7,571.66	75.7
208-02	ELECTION EXPENSE	0.00	2,500.00	0.00	0.00	0.00	2,500.00	100.0
208-03	HOLIDAY PARTIES	0.00	0.00	0.00	0.00	0.00	0.00	0.0
208-04	PUBLIC RELATIONS	10,911.22	11,500.00	0.00	121.29	0.00	11,378.71	98.9
208-05	MEETING EXPENSE-MAYOR/COUNCIL	5,090.45	5,000.00	290.49	290.49	0.00	4,709.51	94.1
208-06	FRANCHISE REBATE PROGRAM	0.00	0.00	0.00	0.00	0.00	0.00	0.0
208-07	ECONOMIC DEVELOPMENT	0.00	0.00	0.00	0.00	0.00	0.00	0.0
208-08	HUMAN SERVICE FUND (UCS)	10,500.00	10,500.00	0.00	10,500.00	0.00	0.00	0.0
208-09	CHAMBER OF COMMERCE	7,140.00	10,000.00	0.00	7,050.00	0.00	2,950.00	29.5
208-10	JO CO MINOR HOME REPAIRS	0.00	0.00	0.00	0.00	0.00	0.00	0.0
208-11	SERVICES FOR SENIORS	0.00	0.00	0.00	0.00	0.00	0.00	0.0
208-12	M.A.R.C.	2,307.00	3,000.00	0.00	0.00	0.00	3,000.00	100.0
208-13	PROPERTY TAX REBATE PROGRAM	0.00	0.00	0.00	0.00	0.00	0.00	0.0
208-14	EASY RIDE	0.00	0.00	0.00	0.00	0.00	0.00	0.0
208-15	JOCO UTILITY ASSISTANCE	0.00	0.00	0.00	0.00	0.00	0.00	0.0
208-16	FARMERS MARKET	102.50	0.00	102.50	102.50	0.00	102.50-	
208-20	DEI INITIATIVES	0.00	10,000.00	0.00	0.00	0.00	10,000.00	100.0
210-04	PARKS, REC AND TREE BOARD	158.81	3,000.00	380.00	1,155.00	0.00	1,845.00	61.5
212-07	VOLUNTEER ACTION CENTER	0.00	0.00	0.00	0.00	0.00	0.00	0.0
214-03	PRINTING	0.00	0.00	0.00	0.00	0.00	0.00	0.0
214-07	NEWSLETTER	0.00	0.00	0.00	0.00	0.00	0.00	0.0
215-03	MISCELLANEOUS	0.00	0.00	0.00	0.00	0.00	0.00	0.0
215-04	SUSTAINABILITY EXPENSE	4,028.87	3,000.00	0.00	2,500.00	0.00	500.00	16.6
215-05	PARKS, REC, TREE DO NOT USE	0.00	0.00	0.00	0.00	0.00	0.00	0.0
215-06	PLANNING COMMISSION	855.00	3,000.00	0.00	0.00	0.00	3,000.00	100.0
TOTAL CONTRACTUAL SERVICES		85,792.68	128,020.00	2,632.77	41,605.64	0.00	86,414.36	67.5
COMMODITIES								
301-01	OFFICE SUPPLIES	271.97	500.00	0.00	0.00	0.00	500.00	100.0
301-02	CLOTHING	504.85	500.00	0.00	0.00	0.00	500.00	100.0
301-04	PRINTING	0.00	250.00	0.00	0.00	0.00	250.00	100.0
TOTAL COMMODITIES		776.82	1,250.00	0.00	0.00	0.00	1,250.00	100.0
CAPITAL OUTLAY								
407-05	CONTINGENCY	0.00	0.00	0.00	0.00	0.00	0.00	0.0
TOTAL CAPITAL OUTLAY		0.00	0.00	0.00	0.00	0.00	0.00	
TOTAL LEGISLATIVE		144,426.20	193,145.00	7,320.26	55,279.61	0.00	137,865.39	71.3
(10) ADMINISTRATIVE SERVICES								
PERSONNEL SERVICES								

THIS MONTH'S EXPENSE REPORT

MARCH 31, 2025

ACCOUNT NUMBER	DESCRIPTION	LAST YEAR ACTUAL	THIS YEAR BUDGET	TRANSACTIONS MONTH-TO-DATE	TRANSACTIONS YEAR-TO-DATE	ENCUMBERED BALANCE	AVAILABLE BALANCE	% AVAIL
(01) GENERAL FUND								
(10) ADMINISTRATIVE SERVICES								
PERSONNEL SERVICES								
101-01	FULL TIME SALARIES	658,579.57	650,000.00	50,092.26	185,509.32	0.00	464,490.68	71.4
101-02	PART TIME SALARIES	49,234.54	52,000.00	5,615.00	11,008.00	0.00	40,992.00	78.8
101-03	MAYR COUNCIL SALRY DO NOT USE	0.00	0.00	0.00	0.00	0.00	0.00	0.0
101-04	OVERTIME SALARIES	6,448.90	6,500.00	183.25	1,284.62	0.00	5,215.38	80.2
101-06	CITY ATTORNEY - ADMIN	0.00	0.00	0.00	0.00	0.00	0.00	0.0
101-07	ICMA EMPLOYER MATCH	0.00	0.00	0.00	0.00	0.00	0.00	0.0
101-09	CITY ATTORNEY APPEALS - ADMIN	0.00	0.00	0.00	0.00	0.00	0.00	0.0
102-01	HEALTH / LIFE	102,851.96	105,000.00	8,433.89	26,421.52	0.00	78,578.48	74.8
102-02	SOCIAL SECURITY	57,219.37	53,000.00	4,652.30	16,397.07	0.00	36,602.93	69.0
102-03	KPERS	65,360.75	68,000.00	5,397.31	20,050.93	0.00	47,949.07	70.5
102-04	EMPLOYMENT SECURITY	752.67	1,300.00	66.60	223.07	0.00	1,076.93	82.8
102-05	WORKERS COMPENSATION	3,053.92	6,500.00	1,681.57	1,681.57	0.00	4,818.43	74.1
102-06	CITY PENSION	10,294.84	12,500.00	1,007.96	3,311.68	0.00	9,188.32	73.5
102-07	ADMINISTRATIVE CHGS / PENSION PL	0.00	0.00	0.00	0.00	0.00	0.00	0.0
TOTAL PERSONNEL SERVICES		953,796.52	954,800.00	77,130.14	265,887.78	0.00	688,912.22	72.1
CONTRACTUAL SERVICES								
201-01	ELECTRIC	0.00	0.00	0.00	0.00	0.00	0.00	0.0
201-03	GAS	0.00	0.00	0.00	0.00	0.00	0.00	0.0
201-05	WATER AND SEWER	0.00	0.00	0.00	0.00	0.00	0.00	0.0
201-07	TELEPHONE MAYOR - DO NOT USE	0.00	0.00	0.00	0.00	0.00	0.00	0.0
201-08	TELEPHONE	2,237.99	2,450.00	193.02	481.14	0.00	1,968.86	80.3
202-02	TRAVEL / COMMERCIAL - STAFF	466.38	2,000.00	0.00	0.00	0.00	2,000.00	100.0
202-03	LODGING / MEALS - STAFF	2,154.28	4,000.00	50.00	50.00	0.00	3,950.00	98.7
202-04	PARKING / TOLLS - STAFF	54.00	100.00	0.00	0.00	0.00	100.00	100.0
202-05	MILEAGE - STAFF	447.29	500.00	0.00	0.00	0.00	500.00	100.0
202-06	TRAVEL GOVERNNG BODY DO NOT USE	0.00	0.00	0.00	0.00	0.00	0.00	0.0
202-07	HOTEL MEALS COUNCIL DO NOT USE	0.00	0.00	0.00	0.00	0.00	0.00	0.0
202-08	PARKING TOLLS COUNCIL DO NOT U	0.00	0.00	0.00	0.00	0.00	0.00	0.0
202-09	MIELAGE COUNCIL DO NOT USE	0.00	0.00	0.00	0.00	0.00	0.00	0.0
203-01	REGISTRATION / TUITION - STAFF	3,223.00	4,000.00	0.00	50.00	0.00	3,950.00	98.7
203-02	REGISTRATION COUNCIL DO NOT US	0.00	0.00	0.00	0.00	0.00	0.00	0.0
203-03	TUITION REIMBURSEMENT	0.00	0.00	0.00	0.00	0.00	0.00	0.0
203-04	WORKMAN'S COMP CLAIMS	0.00	0.00	0.00	0.00	0.00	0.00	0.0
204-01	ADVERTISING - CLASSIFIED	411.10	0.00	0.00	0.00	0.00	0.00	0.0
205-01	INSURANCE - BLDG, EQUIPMT	0.00	0.00	0.00	0.00	0.00	0.00	0.0
205-02	NOTARY BONDS	0.00	100.00	0.00	0.00	0.00	100.00	100.0
206-01	PROFESSIONAL ORGANIZATIONS	3,291.00	5,000.00	0.00	645.00	0.00	4,355.00	87.1
206-02	MUNICIPAL ORGANIZATIONS	0.00	200.00	0.00	0.00	0.00	200.00	100.0
206-03	PERIODICALS/BOOKS/PUBLICATIONS	2,003.45	2,500.00	0.00	0.00	0.00	2,500.00	100.0
206-04	LEGAL PUBLICATIONS	0.00	0.00	0.00	0.00	0.00	0.00	0.0
206-05	PROFESSIONAL SERVICES	700.00	7,500.00	0.00	0.00	0.00	7,500.00	100.0
206-06	ATTORNEY SERVICES	12,008.95	0.00	0.00	0.00	0.00	0.00	0.0
207-02	FINANCE / AUDIT	0.00	0.00	0.00	0.00	0.00	0.00	0.0
207-03	MISSION NIGHT / ROYALS	0.00	0.00	0.00	0.00	0.00	0.00	0.0
207-07	PRE-EMPLOYMENT TESTING	418.64	0.00	0.00	0.00	0.00	0.00	0.0
208-01	ANNUAL CELEBRATIONS DO NOT USE	0.00	0.00	0.00	26.96	0.00	26.96-	
208-02	ELECTION EXPENSES	0.00	0.00	0.00	0.00	0.00	0.00	0.0
208-03	HOLIDAY PARTIES DO NOT USE	0.00	0.00	0.00	0.00	0.00	0.00	0.0
208-04	PUBLIC RELATIONS	2,654.90	6,000.00	89.00	514.31	0.00	5,485.69	91.4
208-05	MEETING EXPENSES	2,247.22	1,500.00	50.44	50.44	0.00	1,449.56	96.6
208-06	JO CO UTILITY ASSIST PROGRAM	0.00	0.00	0.00	0.00	0.00	0.00	0.0
208-07	ECONOMIC DEVELOPMENT (DRC)	0.00	0.00	0.00	0.00	0.00	0.00	0.0
208-08	HUMAN SERVICES FUND (UCS)	0.00	0.00	0.00	0.00	0.00	0.00	0.0
208-09	CHAMBER OF COMMERCE	0.00	0.00	0.00	0.00	0.00	0.00	0.0
208-10	JO CO MINOR HOME REPAIR	0.00	0.00	0.00	0.00	0.00	0.00	0.0
208-11	SERVICES FOR SENIORS	0.00	0.00	0.00	0.00	0.00	0.00	0.0
208-12	MARC ASSESS / CONTRIBUTION	0.00	0.00	0.00	0.00	0.00	0.00	0.0
208-13	EMPLOYEE RECOGNITION	2,306.12	1,000.00	59.36	152.86	0.00	847.14	84.7

THIS MONTH'S EXPENSE REPORT

MARCH 31, 2025

ACCOUNT NUMBER	DESCRIPTION	LAST YEAR ACTUAL	THIS YEAR BUDGET	TRANSACTIONS MONTH-TO-DATE	TRANSACTIONS YEAR-TO-DATE	ENCUMBERED BALANCE	AVAILABLE BALANCE	% AVAIL
(01) GENERAL FUND								
(10) ADMINISTRATIVE SERVICES								
CONTRACTUAL SERVICES								
210-02	JANITORAL SERVICES	0.00	0.00	0.00	0.00	0.00	0.00	0.0
212-05	CITY HALL REPAIRS / EQUIPMENT	0.00	0.00	0.00	0.00	0.00	0.00	0.0
212-06	SERVICE CONTRACTS	0.00	0.00	0.00	0.00	0.00	0.00	0.0
212-07	VOLUNTEER ACTION CENTER	0.00	0.00	0.00	0.00	0.00	0.00	0.0
213-02	EQUIPMENT RENTAL	0.00	0.00	0.00	0.00	0.00	0.00	0.0
214-02	TAXES - PROPERTY	0.00	0.00	0.00	0.00	0.00	0.00	0.0
214-03	PRINTING	43.00	250.00	0.00	0.00	0.00	250.00	100.0
214-04	DOG TAGS	0.00	0.00	0.00	0.00	0.00	0.00	0.0
214-05	COMPUTER SERVICES	129.60	0.00	129.60	129.60	0.00	129.60-	
214-06	CODIFICATION	0.00	0.00	0.00	0.00	0.00	0.00	0.0
214-07	NEWSLETTER	0.00	0.00	0.00	0.00	0.00	0.00	0.0
214-13	WEBSITE DEVELOPMENT/MAINTENANC	0.00	250.00	0.00	0.00	0.00	250.00	100.0
215-03	MISCELLANEOUS	198.96	500.00	0.00	0.00	0.00	500.00	100.0
215-04	SUSTAINABILITY EXPENSES	0.00	0.00	0.00	0.00	0.00	0.00	0.0
TOTAL CONTRACTUAL SERVICES		34,995.88	37,850.00	571.42	2,100.31	0.00	35,749.69	94.4
COMMODITIES								
301-01	OFFICE SUPPLIES	6,064.97	3,500.00	857.15	921.68	0.00	2,578.32	73.6
301-02	CLOTHING	0.00	350.00	0.00	0.00	0.00	350.00	100.0
301-04	POSTAGE	0.00	100.00	0.00	0.00	0.00	100.00	100.0
301-05	PRINTED FORMS	0.00	100.00	0.00	0.00	0.00	100.00	100.0
303-04	SAFETY SUPPLIES	0.00	0.00	0.00	0.00	0.00	0.00	0.0
TOTAL COMMODITIES		6,064.97	4,050.00	857.15	921.68	0.00	3,128.32	77.2
CAPITAL OUTLAY								
401-01	OFFICE MACHINES	0.00	0.00	0.00	0.00	0.00	0.00	0.0
401-02	OFFICE FURNISHINGS	0.00	0.00	0.00	477.00	0.00	477.00-	
402-03	COMPUTER SYSTEMS	0.00	0.00	0.00	0.00	0.00	0.00	0.0
407-05	CONTINGENCY	0.00	0.00	0.00	0.00	0.00	0.00	0.0
407-10	SUSTAINABILITY ASSETS	0.00	0.00	0.00	0.00	0.00	0.00	0.0
TOTAL CAPITAL OUTLAY		0.00	0.00	0.00	477.00	0.00	477.00-	
804-05	COST OF BOND ISSUE	0.00	0.00	0.00	0.00	0.00	0.00	0.0
TOTAL		0.00	0.00	0.00	0.00	0.00	0.00	
TOTAL ADMINISTRATIVE SERVICES		994,857.37	996,700.00	78,558.71	269,386.77	0.00	727,313.23	72.9
(11) MUNICIPAL COURT								
PERSONNEL SERVICES								
101-01	FULL TIME SALARIES	127,764.22	135,000.00	10,034.27	35,485.31	0.00	99,514.69	73.7
101-02	PART TIME SALARIES	0.00	0.00	0.00	0.00	0.00	0.00	0.0
101-03	JUDGE SALARIES	30,000.00	30,000.00	2,500.00	7,500.00	0.00	22,500.00	75.0
101-04	OVERTIME SALARIES	11,251.07	12,000.00	972.58	2,745.32	0.00	9,254.68	77.1
101-05	PRO-TEM JUDGE	0.00	0.00	0.00	0.00	0.00	0.00	0.0
101-06	CITY ATTORNEY - COURT	57,325.00	60,000.00	4,750.00	15,390.00	0.00	44,610.00	74.3
101-09	CITY ATTORNEY APPEALS - COURT	13,409.40	15,000.00	2,635.00	8,615.00	0.00	6,385.00	42.5
102-01	HEALTH / LIFE	28,111.67	27,500.00	2,580.34	9,415.58	0.00	18,084.42	65.7

THIS MONTH'S EXPENSE REPORT

MARCH 31, 2025

ACCOUNT NUMBER	DESCRIPTION	LAST YEAR ACTUAL	THIS YEAR BUDGET	TRANSACTIONS MONTH-TO-DATE	TRANSACTIONS YEAR-TO-DATE	ENCUMBERED BALANCE	AVAILABLE BALANCE	% AVAIL
(01) GENERAL FUND								
(11) MUNICIPAL COURT								
PERSONNEL SERVICES								
102-02	SOCIAL SECURITY	12,174.22	13,500.00	966.40	3,286.29	0.00	10,213.71	75.6
102-03	KPERS	14,251.07	14,500.00	1,178.84	4,094.51	0.00	10,405.49	71.7
102-04	EMPLOYMENT SECURITY	158.99	450.00	13.89	44.95	0.00	405.05	90.0
102-05	WORKERS COMPENSATION	1,963.23	3,000.00	776.11	776.11	0.00	2,223.89	74.1
102-06	CITY PENSION	2,791.10	2,750.00	220.14	879.63	0.00	1,870.37	68.0
102-07	ADMIN CHG / PENSION PLAN	0.00	0.00	0.00	0.00	0.00	0.00	0.0
TOTAL PERSONNEL SERVICES		299,199.97	313,700.00	26,627.57	88,232.70	0.00	225,467.30	71.8
CONTRACTUAL SERVICES								
201-01	ELECTRIC	0.00	0.00	0.00	0.00	0.00	0.00	0.0
201-03	GAS	0.00	0.00	0.00	0.00	0.00	0.00	0.0
201-05	WATER AND SEWER	0.00	0.00	0.00	0.00	0.00	0.00	0.0
201-08	TELEPHONE	1,148.70	2,500.00	97.37	194.74	0.00	2,305.26	92.2
202-03	LODGING / MEALS	43.16	1,000.00	0.00	0.00	0.00	1,000.00	100.0
202-04	PARKING / TOLLS	0.00	50.00	0.00	0.00	0.00	50.00	100.0
202-05	MILEAGE	0.00	400.00	0.00	0.00	0.00	400.00	100.0
203-01	REGISTRATION / TUITION	125.00	500.00	25.00	125.00	0.00	375.00	75.0
203-03	TUITION REIMBURSEMENT	0.00	0.00	0.00	0.00	0.00	0.00	0.0
204-01	ADVERTISING - CLASSIFIED	0.00	0.00	0.00	0.00	0.00	0.00	0.0
205-01	INSURANCE - BLDG, EQUIPMENT	0.00	0.00	0.00	0.00	0.00	0.00	0.0
205-02	NOTARY BOND	0.00	100.00	0.00	0.00	0.00	100.00	100.0
206-05	PROFESSIONAL SERVICES	3.00	5,000.00	0.00	0.00	0.00	5,000.00	100.0
206-06	CITY ATTORNEY SERVICES	0.00	0.00	0.00	0.00	0.00	0.00	0.0
207-07	PRE-EMPLOYMENT EXPENSES	48.52	150.00	0.00	0.00	0.00	150.00	100.0
208-13	EMPLOYEE RECOGNITION	51.02	200.00	0.00	0.00	0.00	200.00	100.0
209-01	APPEALS	0.00	0.00	0.00	0.00	0.00	0.00	0.0
209-02	COMPUTER MAINTENANCE/SOFTWARE	24,614.24	20,000.00	0.00	250.00	0.00	19,750.00	98.7
209-03	DEFENSE	3,842.05	3,000.00	375.00	1,000.00	0.00	2,000.00	66.6
213-02	EQUIPMENT RENTAL	0.00	0.00	0.00	0.00	0.00	0.00	0.0
214-08	PRISONER CARE	0.00	0.00	0.00	0.00	0.00	0.00	0.0
TOTAL CONTRACTUAL SERVICES		29,875.69	32,900.00	497.37	1,569.74	0.00	31,330.26	95.2
COMMODITIES								
301-01	OFFICE SUPPLIES	1,664.22	3,000.00	72.07	1,221.23	0.00	1,778.77	59.2
301-02	CLOTHING	0.00	3,500.00	0.00	0.00	0.00	3,500.00	100.0
301-04	POSTAGE	5,333.36	250.00	666.67	787.43	0.00	537.43	<214.9>
301-05	PRINTED FORMS	4,250.27	3,500.00	0.00	0.00	0.00	3,500.00	100.0
301-06	UNIFORMS	0.00	0.00	0.00	0.00	0.00	0.00	0.0
303-04	SAFETY SUPPLIES	0.00	0.00	0.00	0.00	0.00	0.00	0.0
TOTAL COMMODITIES		11,247.85	10,250.00	738.74	2,008.66	0.00	8,241.34	80.4
CAPITAL OUTLAY								
401-01	OFFICE MACHINES	0.00	0.00	0.00	0.00	0.00	0.00	0.0
402-03	COMPUTER SYSTEMS	0.00	0.00	0.00	0.00	0.00	0.00	0.0
407-05	CONTINGENCY	0.00	0.00	0.00	0.00	0.00	0.00	0.0
TOTAL CAPITAL OUTLAY		0.00	0.00	0.00	0.00	0.00	0.00	
TOTAL MUNICIPAL COURT		340,323.51	356,850.00	27,863.68	91,811.10	0.00	265,038.90	74.2
(15) NEIGHBORHOOD SERVICES								

THIS MONTH'S EXPENSE REPORT

MARCH 31, 2025

ACCOUNT NUMBER	DESCRIPTION	LAST YEAR ACTUAL	THIS YEAR BUDGET	TRANSACTIONS MONTH-TO-DATE	TRANSACTIONS YEAR-TO-DATE	ENCUMBERED BALANCE	AVAILABLE BALANCE	% AVAIL
(01) GENERAL FUND								
(15) NEIGHBORHOOD SERVICES								
COMMODITIES								
307-09	PAINT SUPPLIES	0.00	0.00	0.00	0.00	0.00	0.00	0.0
TOTAL COMMODITIES		0.00	0.00	0.00	0.00	0.00	0.00	
CAPITAL OUTLAY								
401-01	OFFICE MACHINES	0.00	0.00	0.00	0.00	0.00	0.00	0.0
401-02	OFFICE FURNISHINGS	0.00	0.00	0.00	0.00	0.00	0.00	0.0
402-03	COMPUTER SYSTEMS	0.00	0.00	0.00	0.00	0.00	0.00	0.0
403-01	Neighborhood Services Vehicle	0.00	0.00	0.00	0.00	0.00	0.00	0.0
407-05	CONTINGENCY	0.00	0.00	0.00	0.00	0.00	0.00	0.0
TOTAL CAPITAL OUTLAY		0.00	0.00	0.00	0.00	0.00	0.00	
TOTAL NEIGHBORHOOD SERVICES		0.00	0.00	0.00	0.00	0.00	0.00	
(20) PUBLIC WORKS								
PERSONNEL SERVICES								
101-01	FULL TIME SALARIES	666,712.09	765,000.00	51,791.34	190,870.23	0.00	574,129.77	75.0
101-02	PART TIME SALARIES	1,351.50	0.00	0.00	0.00	0.00	0.00	0.0
101-04	OVERTIME SALARIES	8,411.68	23,000.00	728.93	9,482.76	0.00	13,517.24	58.7
102-01	HEALTH / LIFE	158,524.91	200,000.00	11,449.51	37,192.59	0.00	162,807.41	81.4
102-02	SOCIAL SECURITY	48,184.40	62,000.00	3,704.30	14,354.59	0.00	47,645.41	76.8
102-03	KPERS	68,573.46	83,000.00	5,643.95	20,929.09	0.00	62,070.91	74.7
102-04	EMPLOYMENT SECURITY	628.49	1,500.00	53.16	194.91	0.00	1,305.09	87.0
102-05	WORKERS COMPENSATION	21,813.73	35,000.00	9,054.59	9,054.59	0.00	25,945.41	74.1
102-06	CITY PENSION	5,831.09	15,000.00	832.70	59.90	0.00	14,940.10	99.6
102-07	ADMINISTRATION CHGS/CITY PENSI	0.00	0.00	0.00	0.00	0.00	0.00	0.0
TOTAL PERSONNEL SERVICES		980,031.35	1,184,500.00	83,258.48	282,138.66	0.00	902,361.34	76.1
CONTRACTUAL SERVICES								
201-01	ELECTRIC	1,475.09	0.00	0.00	0.00	0.00	0.00	0.0
201-02	ELECTRIC - SHOP	11,980.65	15,000.00	922.77	2,802.95	0.00	12,197.05	81.3
201-03	GAS	0.00	0.00	0.00	0.00	0.00	0.00	0.0
201-04	GAS - SHOP	10,872.76	17,000.00	3,704.00	11,454.30	0.00	5,545.70	32.6
201-05	WATER AND SEWER	0.00	0.00	0.00	0.00	0.00	0.00	0.0
201-06	WATER AND SEWER - SHOP	10,949.68	13,000.00	1,426.73	3,139.09	0.00	9,860.91	75.8
201-07	TRASH SERVICE	21,163.90	25,000.00	90.00	3,374.40	0.00	21,625.60	86.5
201-08	TELEPHONE	5,012.90	5,000.00	444.61	1,268.67	0.00	3,731.33	74.6
201-09	TELEPHONE - SHOP	0.00	0.00	0.00	0.00	0.00	0.00	0.0
201-10	TRAFFIC SIGNALS - KCPL	322,466.26	340,000.00	26,153.63	79,782.43	0.00	260,217.57	76.5
201-11	TRAFFIC SIGNAL - OP INTERLOCAL	3,454.23	7,000.00	0.00	0.00	0.00	7,000.00	100.0
201-12	TRAFFIC SIGNALS	46,951.39	84,000.00	12,040.70	12,040.70	8,920.00	63,039.30	75.0
201-13	STREET LIGHTS - KCPL	143,341.43	145,000.00	12,155.66	37,432.35	0.00	107,567.65	74.1
201-15	STREET LIGHTS - STREETScape	735.30	1,000.00	59.99	181.58	0.00	818.42	81.8
202-02	TRAVEL / COMMERCIAL	607.28	1,500.00	0.00	0.00	0.00	1,500.00	100.0
202-03	LODGING / MEALS	3,497.22	3,500.00	84.85	1,281.12	0.00	2,218.88	63.3
202-04	PARKING / TOLLS	93.83	100.00	0.00	0.00	0.00	100.00	100.0
202-05	MILEAGE	138.90	300.00	0.00	0.00	0.00	300.00	100.0
203-01	REGISTRATION / TUITION	9,381.89	8,500.00	25.00	215.00	0.00	8,285.00	97.4
203-02	PLANNING COMMISSION	0.00	0.00	0.00	0.00	0.00	0.00	0.0
203-03	TUITION REIMBURSEMENT	0.00	0.00	0.00	0.00	0.00	0.00	0.0
203-04	WORKMAN'S COMP CLAIMS	0.00	0.00	0.00	0.00	0.00	0.00	0.0
204-01	ADVERTISING - CLASSIFIED	1,529.77	2,000.00	210.08	212.28	0.00	1,787.72	89.3

THIS MONTH'S EXPENSE REPORT

MARCH 31, 2025

ACCOUNT NUMBER	DESCRIPTION	LAST YEAR ACTUAL	THIS YEAR BUDGET	TRANSACTIONS MONTH-TO-DATE	TRANSACTIONS YEAR-TO-DATE	ENCUMBERED BALANCE	AVAILABLE BALANCE	% AVAIL
(01) GENERAL FUND								
(20) PUBLIC WORKS								
CONTRACTUAL SERVICES								
205-01	INSURANCE - BLDG, EQUIPMENT	50,160.24	42,000.00	0.00	31,863.54	0.00	10,136.46	24.1
205-02	NOTARY BONDS	0.00	0.00	0.00	0.00	0.00	0.00	0.0
206-01	PROFESSIONAL ORGANIZATION DUES	1,065.73	2,000.00	2,496.66	2,496.66	0.00	496.66-	<24.8>
206-03	PERIODICALS/BOOKS/PUBLICATIONS	137.72	300.00	0.00	0.00	0.00	300.00	100.0
206-04	LEGAL ADVERTISING	705.25	500.00	0.00	70.09	0.00	429.91	85.9
206-05	PROFESSIONAL SERVICES	5,030.00	3,000.00	0.00	0.00	0.00	3,000.00	100.0
207-03	ENGINEER / ARCHITECT SERVICES	55,260.64	75,000.00	500.00	2,681.41	0.00	72,318.59	96.4
207-04	HOUSING PROJ - LOAN IMP PROG	0.00	0.00	0.00	0.00	0.00	0.00	0.0
207-06	INSPECTIONS	2,929.00	7,000.00	0.00	0.00	0.00	7,000.00	100.0
207-07	PRE-EMPLOYMENT/DRUG TESTING	2,098.76	1,500.00	82.44	567.28	0.00	932.72	62.1
208-04	PUBLIC RELATIONS	0.00	500.00	0.00	0.00	0.00	500.00	100.0
208-05	MEETING EXPENSE	540.39	1,000.00	0.00	0.00	0.00	1,000.00	100.0
208-10	ECONOMIC DEVELOPMENT	0.00	0.00	0.00	0.00	0.00	0.00	0.0
208-13	EMPLOYEE RECOGNITION	1,570.04	1,000.00	0.00	52.93	0.00	947.07	94.7
210-01	BUILDING REPAIRS / MAINTENANCE	11,838.13	14,500.00	262.50	262.50	0.00	14,237.50	98.1
210-02	JANITORIAL SERVICES	7,572.00	7,000.00	398.65	1,195.95	0.00	5,804.05	82.9
210-03	TREES / SHRUBS MAINTENANCE	42,041.76	50,000.00	774.00	774.00	0.00	49,226.00	98.4
210-04	TREE MAINTENANCE (STREETS)	382.19	1,000.00	0.00	0.00	0.00	1,000.00	100.0
211-02	OVERLAY/PLANING	0.00	0.00	0.00	0.00	0.00	0.00	0.0
211-03	CURBS/SIDEWALKS	1,304.31	0.00	0.00	0.00	0.00	0.00	0.0
211-04	DRAINAGE	0.00	0.00	0.00	0.00	0.00	0.00	0.0
212-03	STORM WARNING SIRENS	709.75	1,500.00	52.87	161.53	0.00	1,338.47	89.2
212-04	COMMUNICATIONS	0.00	0.00	0.00	0.00	0.00	0.00	0.0
212-05	EQUIPMENT REPAIRS	0.00	5,500.00	0.00	0.00	0.00	5,500.00	100.0
212-06	SERVICE CONTRACTS	247,502.33	245,000.00	7,871.99	39,069.60	0.00	205,930.40	84.0
212-07	VEHICLE MAINTENANCE	50.00	10,000.00	0.00	112.98	0.00	9,887.02	98.8
212-08	HOLIDAY DECORATIONS	13,689.36	20,000.00	0.00	6,824.80	0.00	13,175.20	65.8
212-09	JOHNSON DRIVE MAINTENANCE	172,411.20	50,000.00	0.00	2,700.00	19,330.26	27,969.74	55.9
213-02	RENTAL EQUIPMENT	362.50	5,000.00	0.00	367.00	0.00	4,633.00	92.6
213-03	LAUNDRY / UNIFORMS	9,200.71	5,000.00	2,044.81	5,221.51	0.00	221.51-	<4.4>
214-02	VEHICLE REGISTRATION	69.12	500.00	0.00	0.00	0.00	500.00	100.0
214-03	PRINTING	213.00	0.00	0.00	0.00	0.00	0.00	0.0
214-04	COMPUTER SERVICES	0.00	0.00	0.00	0.00	0.00	0.00	0.0
214-05	CITY SOLID WASTE PROGRAM	0.00	0.00	0.00	0.00	0.00	0.00	0.0
215-03	CONTINGENCY	0.00	0.00	0.00	0.00	0.00	0.00	0.0
216-01	NUISANCE ABATEMENT	0.00	0.00	0.00	0.00	0.00	0.00	0.0
216-02	WEED ABATEMENT	0.00	0.00	0.00	0.00	0.00	0.00	0.0
TOTAL CONTRACTUAL SERVICES		1,217,546.43	1,216,700.00	71,801.94	247,606.65	28,250.26	940,843.09	77.3
COMMODITIES								
301-01	OFFICE SUPPLIES	2,138.93	1,900.00	326.52	443.47	0.00	1,456.53	76.6
301-02	CITY MAPS	0.00	0.00	0.00	0.00	0.00	0.00	0.0
301-04	POSTAGE	21.92	400.00	0.00	188.68	0.00	211.32	52.8
301-05	PRINTED FORMS	409.32	0.00	0.00	0.00	0.00	0.00	0.0
302-01	MISC CLOTHING ITEMS	1,556.68	3,700.00	0.00	0.00	0.00	3,700.00	100.0
303-04	SAFETY SUPPLIES	2,968.77	5,500.00	170.44	558.74	0.00	4,941.26	89.8
304-01	SHOP CHEMICALS	0.00	4,500.00	129.26	129.26	0.00	4,370.74	97.1
304-02	FERTILIZER / WEEDS	1,251.67	1,500.00	0.00	0.00	0.00	1,500.00	100.0
304-03	RODENT CONTROL	0.00	0.00	0.00	0.00	0.00	0.00	0.0
304-04	MISC SUPPLIES	1,036.00	1,000.00	0.00	0.00	0.00	1,000.00	100.0
305-01	JANITOR SUPPLIES	0.00	1,250.00	0.00	0.00	0.00	1,250.00	100.0
305-02	BUILDING REPAIR PARTS / PLUMBING	10,293.10	20,000.00	894.00	3,153.04	0.00	16,846.96	84.2
305-03	TOOLS - BUILDING / LAND MAINT	7,752.95	11,000.00	1,964.01	2,113.43	0.00	8,886.57	80.7
305-04	LANDSCAPE	99.18	3,000.00	507.73	788.63	0.00	2,211.37	73.7
306-01	GAS / OIL - VEHICLE	20,634.49	40,000.00	2,861.57	8,473.76	0.00	31,526.24	78.8
306-02	VEHICLE / EQUIP REPAIR PARTS	37,836.75	38,000.00	2,872.75	17,678.67	0.00	20,321.33	53.4
306-03	TOOLS - VEHICLE / EQUIP MAINT	11,866.50	12,000.00	0.00	1,011.21	0.00	10,988.79	91.5
307-01	ASPHALT PATCH	0.00	0.00	0.00	0.00	0.00	0.00	0.0
307-02	ROCK	156.50	1,000.00	0.00	0.00	0.00	1,000.00	100.0

THIS MONTH'S EXPENSE REPORT

MARCH 31, 2025

ACCOUNT NUMBER	DESCRIPTION	LAST YEAR ACTUAL	THIS YEAR BUDGET	TRANSACTIONS MONTH-TO-DATE	TRANSACTIONS YEAR-TO-DATE	ENCUMBERED BALANCE	AVAILABLE BALANCE	% AVAIL
(01) GENERAL FUND								
(20) PUBLIC WORKS								
COMMODITIES								
307-03	SAND / SALT	25,937.51	65,000.00	750.75	6,616.98	0.00	58,383.02	89.8
307-05	SIGNS	13,631.69	15,000.00	1,024.90	3,906.14	0.00	11,093.86	73.9
307-06	TRAFFIC PAINT	485.76	1,000.00	0.00	0.00	0.00	1,000.00	100.0
307-07	PARK MAINTENANCE	0.00	0.00	7,425.62	15,583.07	0.00	15,583.07-	
307-08	OTHER STREET MAINTENANCE	1,034.00	0.00	0.00	0.00	0.00	0.00	0.0
TOTAL COMMODITIES		139,111.72	225,750.00	18,927.55	60,645.08	0.00	165,104.92	73.1
CAPITAL OUTLAY								
401-01	OFFICE MACHINES	0.00	0.00	0.00	0.00	0.00	0.00	0.0
401-02	OFFICE FURNISHINGS	0.00	0.00	0.00	0.00	0.00	0.00	0.0
402-03	COMPUTER SYSTEMS	0.00	40,000.00	0.00	11,609.45	0.00	28,390.55	70.9
403-03	PUBLIC WORKS VEHICLES	0.00	0.00	0.00	0.00	0.00	0.00	0.0
403-06	PUBLIC WORKS - OTHER EQUIPMENT	0.00	30,000.00	0.00	0.00	0.00	30,000.00	100.0
404-04	RADIOS	0.00	45,000.00	0.00	0.00	0.00	45,000.00	100.0
407-05	CONTINGENCY	0.00	0.00	0.00	0.00	0.00	0.00	0.0
TOTAL CAPITAL OUTLAY		0.00	115,000.00	0.00	11,609.45	0.00	103,390.55	89.9
TOTAL PUBLIC WORKS		2,336,689.50	2,741,950.00	173,987.97	601,999.84	28,250.26	2,111,699.90	77.0
(23) COMMUNITY DEVELOPMENT								
PERSONNEL SERVICES								
101-01	FULL TIME SALARIES	523,537.68	585,000.00	29,315.67	136,856.19	0.00	448,143.81	76.6
101-02	PART TIME SALARIES	0.00	0.00	0.00	0.00	0.00	0.00	0.0
101-04	OVERTIME SALARIES	3,289.20	1,250.00	162.98	641.82	0.00	608.18	48.6
101-07	ICMA EMPLOYER MATCH	0.00	0.00	0.00	0.00	0.00	0.00	0.0
102-01	HEALTH / LIFE	78,839.36	90,000.00	5,593.54	18,082.47	0.00	71,917.53	79.9
102-02	SOCIAL SECURITY	38,987.41	50,000.00	2,143.76	10,172.93	0.00	39,827.07	79.6
102-03	KPERS	56,892.53	60,000.00	3,105.42	13,782.25	0.00	46,217.75	77.0
102-04	EMPLOYMENT SECURITY	507.36	750.00	30.67	137.13	0.00	612.87	81.7
102-05	WORKERS COMPENSATION	5,671.57	8,000.00	2,069.62	2,069.62	0.00	5,930.38	74.1
102-06	CITY PENSION	6,566.19	11,000.00	1,355.32-	1,066.48	0.00	9,933.52	90.3
102-07	ADMIN CHGS/CITY PENSION	0.00	0.00	0.00	0.00	0.00	0.00	0.0
TOTAL PERSONNEL SERVICES		714,291.30	806,000.00	41,066.34	182,808.89	0.00	623,191.11	77.3
CONTRACTUAL SERVICES								
201-08	TELEPHONE	1,608.49	1,200.00	154.50	309.00	0.00	891.00	74.2
202-02	COMMERCIAL TRAVEL	0.00	1,000.00	0.00	0.00	0.00	1,000.00	100.0
202-03	LODGING/MEALS	1,063.75	4,500.00	0.00	0.00	0.00	4,500.00	100.0
202-04	PARKING/TOLLS	37.50	50.00	0.00	0.00	0.00	50.00	100.0
202-05	MILEAGE	507.44	150.00	61.41	128.12	0.00	21.88	14.5
203-01	REGISTRATION/TUITION	1,473.79	4,500.00	240.00	720.00	0.00	3,780.00	84.0
203-02	PLANNING COMMISSION	0.00	0.00	0.00	0.00	0.00	0.00	0.0
203-03	TUITION REIMBURSEMENT	0.00	0.00	0.00	0.00	0.00	0.00	0.0
204-01	ADVERTISING	0.00	0.00	0.00	0.00	0.00	0.00	0.0
205-01	INSURANCE	0.00	500.00	0.00	0.00	0.00	500.00	100.0
205-02	NOTARY BONDS	0.00	100.00	0.00	0.00	0.00	100.00	100.0
206-01	PROFESSIONAL ORGANIZATIONS	1,580.00	4,000.00	170.00	280.00	0.00	3,720.00	93.0
206-03	PERIODICALS/BOOKS	3,489.33	400.00	0.00	0.00	0.00	400.00	100.0
206-04	LEGAL PUBLICATIONS	215.38	500.00	126.02	126.02	0.00	373.98	74.7
206-05	PROFESSIONAL SERVICES	500.00	10,000.00	33,447.35	37,469.85	62,530.15	90,000.00-	<900.0>
206-06	LAND USE ATTORNEY SERVICES	13,311.57	50,000.00	0.00	0.00	0.00	50,000.00	100.0

THIS MONTH'S EXPENSE REPORT

MARCH 31, 2025

ACCOUNT NUMBER	DESCRIPTION	LAST YEAR ACTUAL	THIS YEAR BUDGET	TRANSACTIONS MONTH-TO-DATE	TRANSACTIONS YEAR-TO-DATE	ENCUMBERED BALANCE	AVAILABLE BALANCE	% AVAIL
(01) GENERAL FUND								
(23) COMMUNITY DEVELOPMENT								
CONTRACTUAL SERVICES								
206-08	JO CO PLAN/INSP EXPENSES	36,481.64	5,000.00	0.00	0.00	0.00	5,000.00	100.0
207-03	ENGINEER/ARCHITECT SERVICES	59,982.50	15,000.00	3,837.50	9,617.91	0.00	5,382.09	35.8
207-04	HOUSING PROJECT-LOAN IMPROVEME	0.00	0.00	0.00	0.00	0.00	0.00	0.0
207-07	PRE-EMPLOYMENT TESTING	414.06	0.00	0.00	0.00	0.00	0.00	0.0
208-04	PUBLIC RELATIONS	870.45	700.00	0.00	16.00	0.00	684.00	97.7
208-05	MEETING EXPENSE	150.85	250.00	60.98	60.98	0.00	189.02	75.6
208-13	EMPLOYEE RECOGNITION	0.00	200.00	0.00	0.00	0.00	200.00	100.0
212-06	SERVICE CONTRACTS	0.00	0.00	0.00	0.00	0.00	0.00	0.0
212-07	VEHICLE MAINTENANCE	8.01	500.00	0.00	0.00	0.00	500.00	100.0
214-03	PRINTING	811.80	1,250.00	0.00	12.75	0.00	1,237.25	98.9
214-04	COMPUTER SERVICES	61,030.44	34,000.00	24,775.50	24,925.40	0.00	9,074.60	26.6
215-03	MISCELLANEOUS	428.11	1,000.00	0.00	212.00	0.00	788.00	78.8
216-01	NUISANCE ABATEMENT	47,173.33	25,000.00	0.00	264.50	0.00	24,735.50	98.9
216-04	MISSION POSSIBLE PROGRAM	19,267.00	35,000.00	2,000.00	2,000.00	0.00	33,000.00	94.2
216-06	NEIGHBORHOOD GRANT PROGRAM	3,371.52	5,000.00	500.00	500.00	0.00	4,500.00	90.0
216-07	BUSINESS IMPROVEMENT GRANT	0.00	45,000.00	0.00	0.00	0.00	45,000.00	100.0
216-09	CITIZEN REBATE PROGRAM	18,890.35	25,000.00	0.00	0.00	0.00	25,000.00	100.0
216-11	JOHNSON COUNTY UTILITY ASSISTA	5,500.00	5,000.00	0.00	0.00	0.00	5,000.00	100.0
216-12	STORMWATER BMP	3,969.33	5,000.00	1,000.00	1,000.00	0.00	4,000.00	80.0
TOTAL CONTRACTUAL SERVICES		282,136.64	279,800.00	66,373.26	77,642.53	62,530.15	139,627.32	49.9
COMMODITIES								
301-01	OFFICE SUPPLIES	2,384.56	1,500.00	27.64	27.64	0.00	1,472.36	98.1
301-02	CITY MAPS	0.00	0.00	0.00	0.00	0.00	0.00	0.0
301-03	CLOTHING	808.79	500.00	0.00	0.00	0.00	500.00	100.0
301-04	POSTAGE	5,333.36	2,000.00	666.67	795.36	0.00	1,204.64	60.2
301-05	PRINTED FORMS	0.00	0.00	0.00	0.00	0.00	0.00	0.0
304-04	MISC SUPPLIES	0.00	0.00	0.00	0.00	0.00	0.00	0.0
306-01	GAS/OIL	1,400.66	2,000.00	59.51	224.40	0.00	1,775.60	88.7
TOTAL COMMODITIES		9,927.37	6,000.00	753.82	1,047.40	0.00	4,952.60	82.5
CAPITAL OUTLAY								
401-01	OFFICE MACHINES	1,213.02	0.00	0.00	0.00	0.00	0.00	0.0
401-02	OFFICE FURNISHINGS	0.00	0.00	0.00	0.00	0.00	0.00	0.0
402-03	COMPUTER SYSTEMS	1,439.95	0.00	0.00	0.00	0.00	0.00	0.0
403-06	OTHER EQUIPMENT	0.00	0.00	0.00	0.00	0.00	0.00	0.0
407-05	CONTINGENCY	0.00	0.00	0.00	0.00	0.00	0.00	0.0
TOTAL CAPITAL OUTLAY		2,652.97	0.00	0.00	0.00	0.00	0.00	
TOTAL COMMUNITY DEVELOPMENT		1,009,008.28	1,091,800.00	108,193.42	261,498.82	62,530.15	767,771.03	70.3
(25) POOL								
PERSONNEL SERVICES								
101-01	FULL TIME SALARIES	28,684.53	32,000.00	2,270.00	7,930.00	0.00	24,070.00	75.2
101-02	PART TIME SALARIES	153,282.45	180,000.00	88.17	165.17	0.00	179,834.83	99.9
101-03	OTHER PART TIME	0.00	0.00	0.00	0.00	0.00	0.00	0.0
101-04	OVERTIME SALARIES	801.12	2,000.00	0.00	0.00	0.00	2,000.00	100.0
102-01	HEALTH / LIFE	6,046.86	7,200.00	501.78	1,497.33	0.00	5,702.67	79.2
102-02	SOCIAL SECURITY	13,866.41	17,300.00	168.09	582.43	0.00	16,717.57	96.6
102-03	KPERS	2,943.00	3,250.00	243.12	849.31	0.00	2,400.69	73.8
102-04	EMPLOYMENT SECURITY	181.21	400.00	2.42	7.94	0.00	392.06	98.0

THIS MONTH'S EXPENSE REPORT

MARCH 31, 2025

ACCOUNT NUMBER	DESCRIPTION	LAST YEAR ACTUAL	THIS YEAR BUDGET	TRANSACTIONS MONTH-TO-DATE	TRANSACTIONS YEAR-TO-DATE	ENCUMBERED BALANCE	AVAILABLE BALANCE	% AVAIL
(01) GENERAL FUND								
(25) POOL								
PERSONNEL SERVICES								
102-05	WORKERS COMPENSATION	3,708.34	5,250.00	1,358.19	1,358.19	0.00	3,891.81	74.1
102-06	CITY PENSION	573.73	500.00	45.40	158.60	0.00	341.40	68.2
TOTAL PERSONNEL SERVICES		210,087.65	247,900.00	4,677.17	12,548.97	0.00	235,351.03	94.9
CONTRACTUAL SERVICES								
201-01	ELECTRICITY	16,927.69	17,000.00	734.30	2,143.39	0.00	14,856.61	87.3
201-03	GAS	0.00	0.00	0.00	0.00	0.00	0.00	0.0
201-05	WATER AND SEWER	56,493.98	60,000.00	135.60	358.35	0.00	59,641.65	99.4
201-07	TRASH	254.28	0.00	0.00	0.00	0.00	0.00	0.0
201-08	PHONE	0.00	0.00	0.00	0.00	0.00	0.00	0.0
203-03	STAFF TRAINING	1,612.68	1,500.00	0.00	0.00	0.00	1,500.00	100.0
203-04	WORKMAN'S COMP CLAIMS	0.00	0.00	0.00	0.00	0.00	0.00	0.0
204-01	MARKETING/REGISTRATION MTLs	1,074.81	1,500.00	718.75	718.75	0.00	781.25	52.0
205-01	INSURANCE - BLDG, EQUIPMENT	4,180.02	3,000.00	0.00	2,690.79	0.00	309.21	10.3
207-07	PRE-EMPLOYMENT EXAMS	2,501.12	4,500.00	0.00	0.00	0.00	4,500.00	100.0
208-13	EMPLOYEE RECOGNITION	941.82	800.00	0.00	0.00	0.00	800.00	100.0
210-01	MAINT BLDG / LAND	5,950.00	7,000.00	0.00	0.00	0.00	7,000.00	100.0
212-05	OTHER EQUIPMENT / REPAIRS	7,964.22	8,000.00	45.86	45.86	0.00	7,954.14	99.4
213-02	RENTAL AGREEMENTS	0.00	1,000.00	0.00	0.00	0.00	1,000.00	100.0
214-05	COMPUTER SERVICES	0.00	0.00	0.00	0.00	0.00	0.00	0.0
214-10	POOL TAGS	0.00	0.00	0.00	0.00	0.00	0.00	0.0
214-12	MISSION SWIM TEAM	3,000.00	3,000.00	3,000.00	3,000.00	0.00	0.00	0.0
215-02	CONTRACT SERV/MAINT AGREEM	17,372.06	14,000.00	303.92	908.92	0.00	13,091.08	93.5
215-05	CONSULTANTS/INSTRUCTORS	0.00	0.00	0.00	0.00	0.00	0.00	0.0
TOTAL CONTRACTUAL SERVICES		118,272.68	121,300.00	4,938.43	9,866.06	0.00	111,433.94	91.8
COMMODITIES								
301-01	OFFICE SUPPLIES	416.44	500.00	72.50	72.50	0.00	427.50	85.5
301-02	CLOTHING	4,861.40	5,000.00	0.00	2,925.84	0.00	2,074.16	41.4
301-03	FOOD SERVICE	22,593.57	28,000.00	0.00	0.00	0.00	28,000.00	100.0
301-04	PRINTING	184.00	750.00	0.00	0.00	0.00	750.00	100.0
301-08	EQUIPMENT & SUPPLIES	4,853.71	7,500.00	0.00	0.00	0.00	7,500.00	100.0
303-04	SAFETY SUPPLIES	329.28	2,000.00	0.00	0.00	0.00	2,000.00	100.0
304-02	CLEANING CHEMICALS	88.79	0.00	0.00	0.00	0.00	0.00	0.0
304-04	MISC SUPPLIES	0.00	0.00	0.00	0.00	0.00	0.00	0.0
304-05	POOL CHEMICALS	16,199.75	22,000.00	0.00	0.00	0.00	22,000.00	100.0
305-05	REPAIR / PARTS MAINTENANCE	4,951.14	6,000.00	106.54	106.54	0.00	5,893.46	98.2
TOTAL COMMODITIES		54,478.08	71,750.00	179.04	3,104.88	0.00	68,645.12	95.6
CAPITAL OUTLAY								
407-01	EQUIPMENT / REPLACEMENT	0.00	0.00	0.00	0.00	0.00	0.00	0.0
407-02	FILTER ELEMENTS	0.00	0.00	0.00	0.00	0.00	0.00	0.0
407-03	POOL IMP/REPAIR/DESIGN	0.00	0.00	0.00	0.00	0.00	0.00	0.0
407-05	CONTINGENCY	0.00	0.00	0.00	0.00	0.00	0.00	0.0
TOTAL CAPITAL OUTLAY		0.00	0.00	0.00	0.00	0.00	0.00	
TOTAL POOL		382,838.41	440,950.00	9,794.64	25,519.91	0.00	415,430.09	94.2

(27) COMMUNITY CENTER

PERSONNEL SERVICES

THIS MONTH'S EXPENSE REPORT

MARCH 31, 2025

ACCOUNT NUMBER	DESCRIPTION	LAST YEAR ACTUAL	THIS YEAR BUDGET	TRANSACTIONS MONTH-TO-DATE	TRANSACTIONS YEAR-TO-DATE	ENCUMBERED BALANCE	AVAILABLE BALANCE	% AVAIL
(01) GENERAL FUND								
(27) COMMUNITY CENTER								
PERSONNEL SERVICES								
101-01	FULL TIME SALARIES	718,264.39	820,000.00	65,399.73	219,831.28	0.00	600,168.72	73.1
101-02	PART TIME SALARIES	689,628.26	580,000.00	54,797.51	168,936.91	0.00	411,063.09	70.8
101-03	OTHER PART TIME	0.00	0.00	0.00	0.00	0.00	0.00	0.0
101-04	OVERTIME SALARIES	955.85	1,000.00	14.42	254.06	0.00	745.94	74.5
102-01	HEALTH / LIFE	152,894.73	175,000.00	13,252.80	42,150.71	0.00	132,849.29	75.9
102-02	SOCIAL SECURITY	104,609.91	120,000.00	8,903.50	28,875.45	0.00	91,124.55	75.9
102-03	KPERS	75,272.08	88,000.00	7,019.55	24,220.68	0.00	63,779.32	72.4
102-04	EMPLOYMENT SECURITY	1,476.82	2,200.00	127.71	488.97	0.00	1,711.03	77.7
102-05	WORKERS COMPENSATION	13,088.24	18,200.00	4,708.39	4,708.39	0.00	13,491.61	74.1
102-06	CITY PENSION	13,078.18	18,000.00	1,191.35	3,552.04	0.00	14,447.96	80.2
102-07	ADMISTRATIVE CHGS / PENSION	0.00	0.00	0.00	0.00	0.00	0.00	0.0
TOTAL PERSONNEL SERVICES		1,769,268.46	1,822,400.00	155,414.96	493,018.49	0.00	1,329,381.51	72.9
CONTRACTUAL SERVICES								
201-01	ELECTRIC	137,093.59	125,000.00	183.97	19,019.10	0.00	105,980.90	84.7
201-03	GAS	30,220.49	55,000.00	4,656.65	15,580.09	0.00	39,419.91	71.6
201-04	UTILITIES - WTR DIST BLDG	0.00	0.00	0.00	0.00	0.00	0.00	0.0
201-05	WATER AND SEWER	50,828.87	30,000.00	2,917.55	6,804.82	0.00	23,195.18	77.3
201-07	TRASH SERVICE	8,110.51	8,000.00	649.06	1,947.18	0.00	6,052.82	75.6
201-08	TELEPHONE	9,004.60	8,500.00	812.93	2,098.66	0.00	6,401.34	75.3
202-02	TRAVEL / COMMERCIAL	1,458.76	2,700.00	496.96	709.96	0.00	1,990.04	73.7
202-03	LODGING / MEALS	2,826.90	3,000.00	1,869.47	1,869.47	0.00	1,130.53	37.6
202-04	PARKING / TOLLS	0.00	50.00	0.00	0.00	0.00	50.00	100.0
202-05	MILEAGE - STAFF	414.66	1,500.00	157.71	157.71	0.00	1,342.29	89.4
203-01	REGISTRATION / TUITION	2,423.21	4,200.00	884.00	1,259.00	0.00	2,941.00	70.0
203-02	STAFF TRAINING	4,582.96	4,500.00	0.00	322.00	0.00	4,178.00	92.8
203-03	TUITION REIMBURSEMENT	920.00	0.00	0.00	0.00	0.00	0.00	0.0
203-04	WORKMAN'S COMP CLAIMS	0.00	0.00	0.00	0.00	0.00	0.00	0.0
204-01	MARKETING / PUBLIC RELATIONS	54,207.36	80,000.00	3,674.89	5,756.77	0.00	74,243.23	92.8
205-01	INSURANCE - BLDG,EQUIPMENT	68,671.77	55,000.00	0.00	43,678.46	0.00	11,321.54	20.5
205-02	NOTARY BONDS	0.00	0.00	0.00	0.00	0.00	0.00	0.0
206-01	PROFESSIONAL ORGANIZATIONS	2,500.00	3,000.00	0.00	335.00	0.00	2,665.00	88.8
206-03	PERIODICALS/BOOKS/PUBLICATIONS	0.00	0.00	0.00	0.00	0.00	0.00	0.0
206-05	PROFESSIONAL SERVICES	555.00	10,000.00	0.00	0.00	0.00	10,000.00	100.0
207-07	PRE-EMPLOYMENT/DRUG TESTING	8,002.38	8,000.00	319.80	856.80	0.00	7,143.20	89.2
208-13	EMPLOYEE RECOGNITION	2,410.67	5,500.00	0.00	1,934.75	0.00	3,565.25	64.8
210-01	MAINT - BLDG / LAND	27,963.19	45,000.00	8,959.27	13,731.96	0.00	31,268.04	69.4
212-05	EQUIPMENT / REPAIRS	11,499.31	12,000.00	820.79	6,618.90	0.00	5,381.10	44.8
212-07	VEHICLE MAINTENANCE	0.00	500.00	0.00	0.00	0.00	500.00	100.0
213-02	RENTAL EQUIPMENT	11,816.40	15,000.00	1,822.72	3,082.83	0.00	11,917.17	79.4
214-03	PRINTING	30,082.69	27,500.00	0.00	10,556.75	0.00	16,943.25	61.6
214-05	COMPUTER SERV/SOFTWARE	18,996.20	20,000.00	559.16	959.16	0.00	19,040.84	95.2
214-10	REGISTRATION MATERIALS	0.00	0.00	0.00	0.00	0.00	0.00	0.0
214-11	SPECIAL PROGRAMS	25,250.77	27,000.00	3,038.44	5,608.73	0.00	21,391.27	79.2
214-12	SWIM PROGRAMS	483.56	1,000.00	0.00	0.00	0.00	1,000.00	100.0
214-13	MISSION SUMMER PROGRAM	37,558.81	48,000.00	607.51	3,132.01	0.00	44,867.99	93.4
215-01	SEASONAL PROGRAMS	35,532.55	45,000.00	1,099.15	5,958.15	0.00	39,041.85	86.7
215-02	CONTRACT SER / MAINT AGREEMENTS	97,442.64	80,000.00	15,673.18	32,190.38	0.00	47,809.62	59.7
215-03	MISC	0.00	0.00	0.00	0.00	0.00	0.00	0.0
215-04	FIELD TRIPS	0.00	0.00	0.00	0.00	0.00	0.00	0.0
215-05	CONTRACT INSTRUCTORS	101,180.60	110,000.00	7,832.30	16,756.50	0.00	93,243.50	84.7
215-06	TRANSPORTATION SERVICES	15,347.76	17,500.00	296.00	651.00	0.00	16,849.00	96.2
215-10	BEVERLY PARKING LOT LEASE	0.00	0.00	0.00	0.00	0.00	0.00	0.0
TOTAL CONTRACTUAL SERVICES		797,386.21	852,450.00	57,331.51	201,576.14	0.00	650,873.86	76.3
COMMODITIES								

THIS MONTH'S EXPENSE REPORT

MARCH 31, 2025

ACCOUNT NUMBER	DESCRIPTION	LAST YEAR ACTUAL	THIS YEAR BUDGET	TRANSACTIONS MONTH-TO-DATE	TRANSACTIONS YEAR-TO-DATE	ENCUMBERED BALANCE	AVAILABLE BALANCE	% AVAIL
(01) GENERAL FUND								
(27) COMMUNITY CENTER								
COMMODITIES								
301-01	OFFICE SUPPLIES	3,239.41	5,000.00	389.27	908.37	0.00	4,091.63	81.8
301-02	CLOTHING	8,493.66	9,000.00	125.27	1,494.25	0.00	7,505.75	83.3
301-03	FOOD SERV / CONCESSION SUPPLIES	570.60	7,000.00	0.00	81.80	0.00	6,918.20	98.8
301-04	POSTAGE	6,483.54	10,000.00	185.40	589.49	0.00	9,410.51	94.1
301-05	PRINTING	795.25	1,500.00	213.00	213.00	0.00	1,287.00	85.8
301-08	EQUIPMENT & SUPPLIES	39,175.39	35,000.00	2,334.07	8,378.27	0.00	26,621.73	76.0
301-09	PROGRAM SUPPLIES	11,966.01	15,000.00	1,514.22	2,997.94	0.00	12,002.06	80.0
303-04	SAFETY SUPPLIES	2,727.73	2,000.00	436.74	855.88	0.00	1,144.12	57.2
304-02	CLEANING SUPPLIES	8,391.59	10,000.00	1,940.15	3,467.50	0.00	6,532.50	65.3
304-04	MISC SUPPLIES	2,250.21	0.00	0.00	75.72	0.00	75.72-	
304-05	POOL CHEMICALS	17,196.54	11,000.00	3,482.82	4,024.82	0.00	6,975.18	63.4
305-05	BLDG MAINT / REPAIR / PARTS	16,359.13	18,000.00	3,120.68	4,261.38	0.00	13,738.62	76.3
306-01	GAS / OIL - VEHICLE	8.68	1,000.00	0.00	0.00	0.00	1,000.00	100.0
306-02	VEHICLE/EQUIP REPAIR PARTS	0.00	0.00	0.00	0.00	0.00	0.00	0.0
TOTAL COMMODITIES		117,657.74	124,500.00	13,741.62	27,348.42	0.00	97,151.58	78.0
CAPITAL OUTLAY								
407-01	EQPT AND EQPT REPLACEM	0.00	0.00	0.00	0.00	0.00	0.00	0.0
407-03	CONSTRUCTION/REPAIR	0.00	0.00	0.00	0.00	0.00	0.00	0.0
407-05	CONTINGENCY	0.00	0.00	0.00	0.00	0.00	0.00	0.0
407-07	MORROW TRUST - DO NOT USE!	0.00	0.00	0.00	0.00	0.00	0.00	0.0
TOTAL CAPITAL OUTLAY		0.00	0.00	0.00	0.00	0.00	0.00	
TOTAL COMMUNITY CENTER		2,684,312.41	2,799,350.00	226,488.09	721,943.05	0.00	2,077,406.95	74.2
(30) POLICE DEPARTMENT								
PERSONNEL SERVICES								
101-01	FULL TIME SALARIES	2,435,504.24	2,685,700.00	183,810.39	668,320.04	0.00	2,017,379.96	75.1
101-02	PART TIME SALARIES	0.00	0.00	0.00	0.00	0.00	0.00	0.0
101-04	OVERTIME SALARIES	233,329.79	200,000.00	19,835.21	58,703.23	0.00	141,296.77	70.6
101-05	OVERTIME SALARIES (COURT)	6,723.65	5,000.00	544.46	3,751.20	0.00	1,248.80	24.9
102-01	HEALTH / LIFE	423,298.24	475,000.00	35,696.88	108,843.63	0.00	366,156.37	77.0
102-02	SOCIAL SECURITY	194,123.13	205,000.00	14,612.50	52,812.29	0.00	152,187.71	74.2
102-03	KPERS	17,026.31	17,500.00	1,294.32	4,844.18	0.00	12,655.82	72.3
102-04	EMPLOYMENT SECURITY	2,537.20	4,500.00	210.08	718.58	0.00	3,781.42	84.0
102-05	WORKERS COMPENSATION	29,666.69	42,000.00	10,865.50	10,865.50	0.00	31,134.50	74.1
102-06	CITY PENSION	1,406.58	3,500.00	2,943.89	3,606.79	0.00	106.79-	<3.0>
102-07	KP&F RETIREMENT	555,998.66	580,000.00	45,776.75	160,279.10	0.00	419,720.90	72.3
102-08	NEACC MONEY PURCH PLN	0.00	0.00	0.00	0.00	0.00	0.00	0.0
102-09	ADMIN CHGS 125 PLAN	0.00	0.00	0.00	0.00	0.00	0.00	0.0
TOTAL PERSONNEL SERVICES		3,899,614.49	4,218,200.00	315,589.98	1,072,744.54	0.00	3,145,455.46	74.5
CONTRACTUAL SERVICES								
201-01	ELECTRIC	99.83	0.00	0.00	0.00	0.00	0.00	0.0
201-03	GAS	0.00	0.00	0.00	0.00	0.00	0.00	0.0
201-05	WATER AND SEWER	0.00	0.00	0.00	0.00	0.00	0.00	0.0
201-08	TELEPHONE	28,832.95	17,500.00	2,510.36	6,905.23	0.00	10,594.77	60.5
202-02	COMMERCIAL TRAVEL	3,866.79	4,500.00	0.00	0.00	0.00	4,500.00	100.0
202-03	LODGING / MEALS	16,857.88	18,000.00	215.23	1,987.53	0.00	16,012.47	88.9
202-04	PARKING / TOLLS / MISC	335.11	300.00	0.00	12.46	0.00	287.54	95.8
202-05	MILEAGE REIMBURSEMENT	0.00	300.00	0.00	0.00	0.00	300.00	100.0

THIS MONTH'S EXPENSE REPORT

MARCH 31, 2025

ACCOUNT NUMBER	DESCRIPTION	LAST YEAR ACTUAL	THIS YEAR BUDGET	TRANSACTIONS MONTH-TO-DATE	TRANSACTIONS YEAR-TO-DATE	ENCUMBERED BALANCE	AVAILABLE BALANCE	% AVAIL
(01) GENERAL FUND								
(30) POLICE DEPARTMENT								
CONTRACTUAL SERVICES								
203-01	REGISTRATION / TUITION / OTHER	20,743.88	20,000.00	495.00	6,410.35	0.00	13,589.65	67.9
203-02	FIRING RANGE	6,769.98	10,500.00	7,882.20	10,253.58	0.00	246.42	2.3
203-03	TUITION REIMBURSEMENT	1,919.68	0.00	0.00	33.35-	0.00	33.35	
203-04	TRAINING / JUNIOR COLLEGE	375.00	0.00	0.00	0.00	0.00	0.00	0.0
204-01	ADVERTISING - CLASSIFIED	0.00	0.00	0.00	0.00	0.00	0.00	0.0
205-01	INSURANCE - BLDG, EQUIPMENT	46,577.36	40,000.00	0.00	29,617.98	0.00	10,382.02	25.9
205-02	NOTARY BONDS	0.00	50.00	0.00	0.00	0.00	50.00	100.0
206-01	PROFESSIONAL ORGANIZATIONS	2,800.48	3,500.00	575.00	880.00	0.00	2,620.00	74.8
206-03	PERIODICALS/BOOKS/PUBLICATIONS	1,001.26	1,800.00	0.00	0.00	0.00	1,800.00	100.0
206-05	PROFESSIONAL SERVICES	2,949.97	7,500.00	1,080.00	1,080.00	0.00	6,420.00	85.6
207-07	PRE - EMPLOYMENT EXAMS	9,865.54	10,000.00	1,102.78	2,433.56	0.00	7,566.44	75.6
208-04	PUBLIC RELATIONS	11,844.94	10,000.00	0.00	0.00	0.00	10,000.00	100.0
208-13	EMPLOYEE RECOGNITION	1,441.63	3,500.00	0.00	0.00	0.00	3,500.00	100.0
210-01	DARE SPECIAL EXPENDITURES	0.00	0.00	0.00	0.00	0.00	0.00	0.0
210-02	JANITORIAL SERVICES	19,812.00	23,100.00	1,195.95	3,587.85	0.00	19,512.15	84.4
212-04	COMMUNICATIONS / RADIOS	2,532.34	3,750.00	477.14	477.14	0.00	3,272.86	87.2
212-05	OTHER EQUIP / RADAR / REPAIR / MI	6,356.94	10,000.00	0.00	0.00	0.00	10,000.00	100.0
212-06	SERVICE CONTRACTS / RENTALS	98,436.96	115,300.00	5,654.49	29,218.96	0.00	86,081.04	74.6
212-07	VEHICLE MAINTENANCE	67,141.63	75,000.00	8,001.17	14,714.51	0.00	60,285.49	80.3
213-02	EQUIPMENT RENTAL	6,886.34	8,000.00	564.68	1,099.31	0.00	6,900.69	86.2
213-03	UNIFORM DRY CLEANING	6,378.85	7,000.00	391.00	975.25	0.00	6,024.75	86.0
214-02	VEHICLE REGISTRATION	475.65	700.00	0.00	0.00	0.00	700.00	100.0
214-05	COMPUTER SERVICES	51,106.94	50,276.00	0.00	0.00	0.00	50,276.00	100.0
214-06	ANIMAL CONTROL / CARE	15,605.56	15,000.00	71.24	1,883.42	0.00	13,116.58	87.4
214-07	ANIMAL BOARDING FEE	0.00	0.00	0.00	0.00	0.00	0.00	0.0
214-08	PRISONER CARE	48,220.00	40,000.00	0.00	10,285.00	0.00	29,715.00	74.2
214-09	CRIME PREVENTION	466.07	500.00	0.00	0.00	0.00	500.00	100.0
214-10	DARE SUPPLIES	0.00	0.00	0.00	0.00	0.00	0.00	0.0
214-11	LOCAL LAW ENF BLK GRT EXP	0.00	0.00	0.00	0.00	0.00	0.00	0.0
214-12	BULLET PROOF VEST GRANT	0.00	0.00	0.00	0.00	0.00	0.00	0.0
214-13	JUVENILE INTAKE ASSESSM CNTR	0.00	0.00	0.00	0.00	0.00	0.00	0.0
215-03	MISCELLANEOUS	1,690.84	0.00	0.00	186.61	0.00	186.61-	
TOTAL CONTRACTUAL SERVICES		481,392.40	496,076.00	30,216.24	121,975.39	0.00	374,100.61	75.4
COMMODITIES								
301-01	OFFICE SUPPLIES	2,800.74	5,500.00	179.09	299.72	0.00	5,200.28	94.5
301-02	COPY MACHINE SUPPLIES	0.00	0.00	0.00	0.00	0.00	0.00	0.0
301-03	IMAGING	0.00	0.00	0.00	0.00	0.00	0.00	0.0
301-04	POSTAGE	372.80	250.00	0.00	0.00	0.00	250.00	100.0
301-05	PRINTED FORMS	494.00	2,000.00	0.00	349.70	0.00	1,650.30	82.5
301-06	OTHER OPERATING SUPPLIES	773.62	4,500.00	12.50	189.14	0.00	4,310.86	95.7
302-01	UNIFRMS / LTHR / PROTECT VESTS	30,161.71	37,000.00	1,517.25	10,571.61	0.00	26,428.39	71.4
302-02	EQUIPMENT - GENERAL	13,612.03	25,000.00	46.99	356.89	0.00	24,643.11	98.5
303-01	INVESTIGATION SUPPLIES	54.19	1,500.00	0.00	0.00	0.00	1,500.00	100.0
303-02	PROPERTY AND EVIDENCE SPLS	2,743.74	5,500.00	0.00	437.25	0.00	5,062.75	92.0
303-03	BOOKING FACILITY SPLS	0.00	350.00	0.00	0.00	0.00	350.00	100.0
303-04	SAFETY SUPPLIES	0.00	0.00	0.00	0.00	0.00	0.00	0.0
305-01	JANITORIAL SUPPLIES	0.00	500.00	0.00	0.00	0.00	500.00	100.0
306-01	GAS / OIL - VEHICLE	54,201.24	71,000.00	3,646.95	11,796.64	0.00	59,203.36	83.3
306-02	FLEET TIRE REPLACEMENTS	5,995.50	10,000.00	810.00	1,687.00	0.00	8,313.00	83.1
306-03	EMERGENCY MANAGEMENT	949.97	9,000.00	0.00	0.00	0.00	9,000.00	100.0
TOTAL COMMODITIES		112,159.54	172,100.00	6,212.78	25,687.95	0.00	146,412.05	85.0
CAPITAL OUTLAY								
401-01	OFFICE MACHINES	0.00	0.00	0.00	0.00	0.00	0.00	0.0
402-02	OFFICE FURNISHINGS	918.64	10,000.00	0.00	590.00	0.00	9,410.00	94.1

THIS MONTH'S EXPENSE REPORT

MARCH 31, 2025

ACCOUNT NUMBER	DESCRIPTION	LAST YEAR ACTUAL	THIS YEAR BUDGET	TRANSACTIONS MONTH-TO-DATE	TRANSACTIONS YEAR-TO-DATE	ENCUMBERED BALANCE	AVAILABLE BALANCE	% AVAIL
(03) SPECIAL HIGHWAY FUND								
(00) TRANSFERS AND RESERVES								
TOTAL TRANSFERS AND RESERVES		0.00	0.00	0.00	0.00	0.00	0.00	
(20) PUBLIC WORKS								
PERSONNEL SERVICES								
101-01	FULL TIME SALARIES	0.00	0.00	0.00	0.00	0.00	0.00	0.0
101-04	OVERTIME SALARIES	0.00	0.00	0.00	0.00	0.00	0.00	0.0
102-01	HEALTH / LIFE	0.00	0.00	0.00	0.00	0.00	0.00	0.0
102-02	SOCIAL SECURITY	0.00	0.00	0.00	0.00	0.00	0.00	0.0
102-03	KPERS	0.00	0.00	0.00	0.00	0.00	0.00	0.0
102-04	EMPLOYMENT SECURITY	0.00	0.00	0.00	0.00	0.00	0.00	0.0
102-05	WORKERS COMPENSATION	0.00	0.00	0.00	0.00	0.00	0.00	0.0
102-06	CITY PENSION	0.00	0.00	0.00	0.00	0.00	0.00	0.0
TOTAL PERSONNEL SERVICES		0.00	0.00	0.00	0.00	0.00	0.00	
CONTRACTUAL SERVICES								
206-05	PROFESSIONAL SERVICES	0.00	75,000.00	0.00	0.00	0.00	75,000.00	100.0
TOTAL CONTRACTUAL SERVICES		0.00	75,000.00	0.00	0.00	0.00	75,000.00	100.0
COMMODITIES								
307-01	ASPHALT PATCH	35,123.81	0.00	2,297.13	4,238.17	0.00	4,238.17-	
TOTAL COMMODITIES		35,123.81	0.00	2,297.13	4,238.17	0.00	4,238.17-	
TOTAL PUBLIC WORKS		35,123.81	75,000.00	2,297.13	4,238.17	0.00	70,761.83	94.3
(90) EXPENDITURES								
801-01	CURBS/SIDEWALKS	10,491.11	0.00	0.00	0.00	0.00	0.00	0.0
801-02	CARS / MARTWAY - WOODSON-ROE DR	0.00	0.00	0.00	0.00	0.00	0.00	0.0
801-03	67TH / LAMAR - NALL (CARS)	0.00	0.00	0.00	0.00	0.00	0.00	0.0
801-04	GLENWOOD/SMPKWY SIGNAL	0.00	0.00	0.00	0.00	0.00	0.00	0.0
801-05	CARS/ROE/JO DR INTERCHANGE	219,801.36	0.00	0.00	0.00	0.00	0.00	0.0
801-06	TURKEY CREEK / LAMAR BRIDGE	0.00	0.00	0.00	0.00	0.00	0.00	0.0
801-07	61ST/METCALF SIGNAL	0.00	0.00	0.00	0.00	0.00	0.00	0.0
801-08	MISC PROJECTS	6,777.14	0.00	4,950.75	5,833.50	27,135.36	32,968.86-	
801-09	CARS/Martway:Lamar-Woodson	0.00	0.00	0.00	0.00	0.00	0.00	0.0
801-10	CARS/RoelandDr-JoDr/SMPKY	0.00	0.00	0.00	0.00	0.00	0.00	0.0
801-11	STREET REPAIR & MAINTENANCE	18,049.50	30,000.00	0.00	0.00	0.00	30,000.00	100.0
805-70	STREET PRESERVATION PROJECTS	0.00	215,000.00	0.00	0.00	0.00	215,000.00	100.0
808-01	DEBT SERVICE	0.00	0.00	0.00	0.00	0.00	0.00	0.0
TOTAL		255,119.11	245,000.00	4,950.75	5,833.50	27,135.36	212,031.14	86.5
TOTAL EXPENDITURES		255,119.11	245,000.00	4,950.75	5,833.50	27,135.36	212,031.14	86.5
TOTAL SPECIAL HIGHWAY FUND		290,242.92	320,000.00	7,247.88	10,071.67	27,135.36	282,792.97	88.3
(08) MUNICIPAL COURT								
(30) POLICE DEPARTMENT								

THIS MONTH'S EXPENSE REPORT

MARCH 31, 2025

ACCOUNT NUMBER	DESCRIPTION	LAST YEAR ACTUAL	THIS YEAR BUDGET	TRANSACTIONS MONTH-TO-DATE	TRANSACTIONS YEAR-TO-DATE	ENCUMBERED BALANCE	AVAILABLE BALANCE	% AVAIL
(08) MUNICIPAL COURT								
(30) POLICE DEPARTMENT								
COMMODITIES								
374-01	START CASH RET'D TO G.F.	0.00	0.00	0.00	0.00	0.00	0.00	0.0
374-03	CASH BONDS COLLECTED	93,162.50	0.00	3,664.00	16,338.00	0.00	16,338.00-	
374-05	MISC EXPENSE	0.00	0.00	0.00	0.00	0.00	0.00	0.0
TOTAL COMMODITIES		93,162.50	0.00	3,664.00	16,338.00	0.00	16,338.00-	
TOTAL POLICE DEPARTMENT		93,162.50	0.00	3,664.00	16,338.00	0.00	16,338.00-	
TOTAL MUNICIPAL COURT		93,162.50	0.00	3,664.00	16,338.00	0.00	16,338.00-	
(09) SPECIAL ALCOHOL PROGRAM								
(90) EXPENDITURES								
PERSONNEL SERVICES								
101-01	FULL TIME SALARIES	0.00	0.00	0.00	0.00	0.00	0.00	0.0
101-02	PART TIME SALARIES	0.00	0.00	0.00	0.00	0.00	0.00	0.0
101-04	OVERTIME SALARIES	0.00	0.00	0.00	0.00	0.00	0.00	0.0
102-01	HEALTH / LIFE	0.00	0.00	0.00	0.00	0.00	0.00	0.0
102-02	SOCIAL SECURITY	0.00	0.00	0.00	0.00	0.00	0.00	0.0
102-04	EMPLOYMENT SECURITY	0.00	0.00	0.00	0.00	0.00	0.00	0.0
102-05	WORKERS COMPENSATION	0.00	0.00	0.00	0.00	0.00	0.00	0.0
102-07	KP&F RETIREMENT	0.00	0.00	0.00	0.00	0.00	0.00	0.0
TOTAL PERSONNEL SERVICES		0.00	0.00	0.00	0.00	0.00	0.00	
CONTRACTUAL SERVICES								
201-01	ALCOHOL PROGRAM	61,700.00	65,000.00	65,000.00	65,000.00	0.00	0.00	0.0
201-02	MENTAL HEALTH RESPONDER	42,167.64	90,000.00	0.00	9,482.12	0.00	80,517.88	89.4
214-10	DARE SUPPLIES	0.00	0.00	0.00	0.00	0.00	0.00	0.0
TOTAL CONTRACTUAL SERVICES		103,867.64	155,000.00	65,000.00	74,482.12	0.00	80,517.88	51.9
TOTAL EXPENDITURES		103,867.64	155,000.00	65,000.00	74,482.12	0.00	80,517.88	51.9
TOTAL SPECIAL ALCOHOL PROGRAM		103,867.64	155,000.00	65,000.00	74,482.12	0.00	80,517.88	51.9
(10) SPECIAL PARKS & REC FUND								
(00) TRANSFERS AND RESERVES								
004-00	PARK / REC FUND TRANSFER TO BLDG	0.00	0.00	0.00	0.00	0.00	0.00	0.0
TOTAL		0.00	0.00	0.00	0.00	0.00	0.00	
TOTAL TRANSFERS AND RESERVES		0.00	0.00	0.00	0.00	0.00	0.00	
(90) EXPENDITURES								
CAPITAL OUTLAY								

THIS MONTH'S EXPENSE REPORT

MARCH 31, 2025

ACCOUNT NUMBER	DESCRIPTION	LAST YEAR ACTUAL	THIS YEAR BUDGET	TRANSACTIONS MONTH-TO-DATE	TRANSACTIONS YEAR-TO-DATE	ENCUMBERED BALANCE	AVAILABLE BALANCE	% AVAIL
(10) SPECIAL PARKS & REC FUND								
(90) EXPENDITURES								
CAPITAL OUTLAY								
403-06	EQUIPMENT-CAPITAL LEASE OUTLAY	0.00	175,000.00	0.00	0.00	0.00	175,000.00	100.0
TOTAL CAPITAL OUTLAY		0.00	175,000.00	0.00	0.00	0.00	175,000.00	100.0
807-01	PARKS IMPROVEMENT	161,210.67	0.00	0.00	0.00	0.00	0.00	0.0
807-02	STREAMWAY PARK EXTENSION	0.00	0.00	0.00	0.00	0.00	0.00	0.0
807-03	TREE PROGRAM	0.00	0.00	0.00	0.00	0.00	0.00	0.0
807-04	COMMUNITY CENTER PROGRAMS	0.00	0.00	0.00	0.00	0.00	0.00	0.0
807-05	MISCELLANEOUS EXPENSE	0.00	0.00	0.00	0.00	0.00	0.00	0.0
807-06	CELEBRATION TREE PROGRAM	5,680.00	5,000.00	0.00	0.00	0.00	5,000.00	100.0
808-01	DEBT SERVICE	51,197.82	51,240.00	3,253.54	9,709.82	0.00	41,530.18	81.0
808-02	DEBT SERVICE INTEREST	3,513.93	0.00	586.03	1,808.89	0.00	1,808.89-	
TOTAL		221,602.42	56,240.00	3,839.57	11,518.71	0.00	44,721.29	79.5
TOTAL EXPENDITURES		221,602.42	231,240.00	3,839.57	11,518.71	0.00	219,721.29	95.0
TOTAL SPECIAL PARKS & REC FUND		221,602.42	231,240.00	3,839.57	11,518.71	0.00	219,721.29	95.0
(11) BOND & INTEREST FUND								
(90) EXPENDITURES								
025-00	TRANSFER TO CIP FUND	0.00	0.00	0.00	0.00	0.00	0.00	0.0
TOTAL		0.00	0.00	0.00	0.00	0.00	0.00	
TOTAL EXPENDITURES		0.00	0.00	0.00	0.00	0.00	0.00	
TOTAL BOND & INTEREST FUND		0.00	0.00	0.00	0.00	0.00	0.00	
(14) ADSAP (ALCOHOL/DRUG SAFE)								
(30) POLICE DEPARTMENT								
811-01	ALCOHOL & DRUG PROGRAM	614.88	0.00	0.00	0.00	0.00	0.00	0.0
811-02	ADSAP ADMIN PURCHASES	0.00	0.00	0.00	0.00	0.00	0.00	0.0
TOTAL		614.88	0.00	0.00	0.00	0.00	0.00	
TOTAL POLICE DEPARTMENT		614.88	0.00	0.00	0.00	0.00	0.00	
TOTAL ADSAP (ALCOHOL/DRUG SAFE)		614.88	0.00	0.00	0.00	0.00	0.00	
(15) REINSTATEMENT FUND								
(30) POLICE DEPARTMENT								

THIS MONTH'S EXPENSE REPORT

MARCH 31, 2025

ACCOUNT NUMBER	DESCRIPTION	LAST YEAR ACTUAL	THIS YEAR BUDGET	TRANSACTIONS MONTH-TO-DATE	TRANSACTIONS YEAR-TO-DATE	ENCUMBERED BALANCE	AVAILABLE BALANCE	% AVAIL
(15) REINSTATEMENT FUND								
(30) POLICE DEPARTMENT								
CONTRACTUAL SERVICES								
201-01	REINSTATEMENT - REMITTANCE	18,833.64	0.00	527.88	2,414.88	0.00	2,414.88-	
201-02	JUDICIAL SURCHARGE REMITTANCE	4,708.00	0.00	166.00	650.00	0.00	650.00-	
TOTAL CONTRACTUAL SERVICES		23,541.64	0.00	693.88	3,064.88	0.00	3,064.88-	
TOTAL POLICE DEPARTMENT		23,541.64	0.00	693.88	3,064.88	0.00	3,064.88-	
TOTAL REINSTATEMENT FUND		23,541.64	0.00	693.88	3,064.88	0.00	3,064.88-	
(16) SPEC LAW ENFORCEMENT TRST								
(30) POLICE DEPARTMENT								
CONTRACTUAL SERVICES								
201-01	LAW ENFORCEMENT EXPENDITURES	0.00	0.00	0.00	0.00	0.00	0.00	0.0
TOTAL CONTRACTUAL SERVICES		0.00	0.00	0.00	0.00	0.00	0.00	
TOTAL POLICE DEPARTMENT		0.00	0.00	0.00	0.00	0.00	0.00	
TOTAL SPEC LAW ENFORCEMENT TRST		0.00	0.00	0.00	0.00	0.00	0.00	
(17) RESTRICTED FUNDS								
(30) POLICE DEPARTMENT								
CONTRACTUAL SERVICES								
201-01	PROGRAM EXPENSE	9,223.00	0.00	0.00	0.00	0.00	0.00	0.0
201-03	INSURANCE PROCEEDS RELEASED	0.00	0.00	0.00	0.00	0.00	0.00	0.0
TOTAL CONTRACTUAL SERVICES		9,223.00	0.00	0.00	0.00	0.00	0.00	
TOTAL POLICE DEPARTMENT		9,223.00	0.00	0.00	0.00	0.00	0.00	
TOTAL RESTRICTED FUNDS		9,223.00	0.00	0.00	0.00	0.00	0.00	
(18) SCHOOL DISTR SALES TAX								
(00) TRANSFERS AND RESERVES								
011-00	TRANSFER TO BOND & INTEREST	0.00	0.00	0.00	0.00	0.00	0.00	0.0
TOTAL		0.00	0.00	0.00	0.00	0.00	0.00	
TOTAL TRANSFERS AND RESERVES		0.00	0.00	0.00	0.00	0.00	0.00	
(30) POLICE DEPARTMENT								

THIS MONTH'S EXPENSE REPORT

MARCH 31, 2025

ACCOUNT NUMBER	DESCRIPTION	LAST YEAR ACTUAL	THIS YEAR BUDGET	TRANSACTIONS MONTH-TO-DATE	TRANSACTIONS YEAR-TO-DATE	ENCUMBERED BALANCE	AVAILABLE BALANCE	% AVAIL
(18) SCHOOL DISTR SALES TAX								
(30) POLICE DEPARTMENT								
CONTRACTUAL SERVICES								
201-01	PROGRAM EXPENSE	0.00	0.00	0.00	0.00	0.00	0.00	0.0
TOTAL CONTRACTUAL SERVICES		0.00	0.00	0.00	0.00	0.00	0.00	
TOTAL POLICE DEPARTMENT		0.00	0.00	0.00	0.00	0.00	0.00	
TOTAL SCHOOL DISTR SALES TAX		0.00	0.00	0.00	0.00	0.00	0.00	
(19) MISSION BUSINESS DEVELOPMENT								
(30) POLICE DEPARTMENT								
CONTRACTUAL SERVICES								
201-01	MCVB GENERAL EXPENSES	0.00	0.00	0.00	0.00	0.00	0.00	0.0
201-02	"BREAKFAST F/BUSINESS" SERIES	0.00	0.00	0.00	0.00	0.00	0.00	0.0
201-03	PROMOTIONS/ADVERTISING	7,919.22	0.00	0.00	150.00	0.00	150.00-	
201-04	MISSION FAMILY FESTIVAL	0.00	0.00	0.00	0.00	0.00	0.00	0.0
201-05	BARBECUE CONTEST	0.00	0.00	0.00	0.00	0.00	0.00	0.0
201-06	HOLIDAY EVENT	0.00	0.00	0.00	0.00	0.00	0.00	0.0
201-07	GRANT PROGRAM	0.00	0.00	0.00	0.00	0.00	0.00	0.0
201-08	CONFERENCES	0.00	0.00	0.00	0.00	0.00	0.00	0.0
201-09	NEWSLETTER	0.00	0.00	0.00	0.00	0.00	0.00	0.0
201-10	ARTS COUNCIL	0.00	0.00	0.00	0.00	0.00	0.00	0.0
201-11	HOLIDAY ADOPTIONS	40,000.00	0.00	0.00	0.00	0.00	0.00	0.0
201-12	MISSION MERCHANTS	0.00	0.00	0.00	0.00	0.00	0.00	0.0
201-13	MCVB MAGAZINE	42,913.59	45,000.00	0.00	11,863.81	0.00	33,136.19	73.6
201-14	POLE SIGN INENTIVE PROGRAM	0.00	0.00	0.00	0.00	0.00	0.00	0.0
201-15	60TH ANNIVERSARY CELEBRATION	0.00	0.00	0.00	0.00	0.00	0.00	0.0
201-16	BUSINESS SUPPORT PROGRAMS	0.00	0.00	0.00	0.00	0.00	0.00	0.0
201-17	DOG PARK	0.00	0.00	0.00	0.00	0.00	0.00	0.0
TOTAL CONTRACTUAL SERVICES		90,832.81	45,000.00	0.00	12,013.81	0.00	32,986.19	73.3
CAPITAL OUTLAY								
403-06	OTHER EQUIPMENT	0.00	45,000.00	0.00	0.00	0.00	45,000.00	100.0
TOTAL CAPITAL OUTLAY		0.00	45,000.00	0.00	0.00	0.00	45,000.00	100.0
TOTAL POLICE DEPARTMENT		90,832.81	90,000.00	0.00	12,013.81	0.00	77,986.19	86.6
TOTAL MISSION BUSINESS DEVELOPMENT		90,832.81	90,000.00	0.00	12,013.81	0.00	77,986.19	86.6
(22) STORM DRAIN UTILITY								
(00) TRANSFERS AND RESERVES								
001-00	TRANSFER TO GENERAL FUND	0.00	20,000.00	0.00	0.00	0.00	20,000.00	100.0
022-00	OPERATING RESERVE	0.00	0.00	0.00	0.00	0.00	0.00	0.0
025-01	TRANSFER TO CIP	0.00	0.00	0.00	0.00	0.00	0.00	0.0
TOTAL		0.00	20,000.00	0.00	0.00	0.00	20,000.00	100.0

THIS MONTH'S EXPENSE REPORT

MARCH 31, 2025

ACCOUNT NUMBER	DESCRIPTION	LAST YEAR ACTUAL	THIS YEAR BUDGET	TRANSACTIONS MONTH-TO-DATE	TRANSACTIONS YEAR-TO-DATE	ENCUMBERED BALANCE	AVAILABLE BALANCE	% AVAIL
(22) STORM DRAIN UTILITY								
(61) STORM DRAIN SYSTEM								
COMMODITIES								
306-02	EQUIPMENT MAINT & SUPPLIES	0.00	0.00	0.00	0.00	0.00	0.00	0.0
306-03	SMALL TOOLS AND EQPT	0.00	0.00	0.00	0.00	0.00	0.00	0.0
307-08	OTHER COMMODITIES/SUPPLIES	0.00	0.00	0.00	0.00	0.00	0.00	0.0
TOTAL COMMODITIES		0.00	0.00	0.00	0.00	0.00	0.00	
CAPITAL OUTLAY								
401-01	LAND	0.00	0.00	0.00	0.00	0.00	0.00	0.0
401-02	BUILDINGS	0.00	0.00	0.00	0.00	0.00	0.00	0.0
402-03	COMPUTER SYSTEMS	0.00	0.00	0.00	0.00	0.00	0.00	0.0
403-06	MACHINERY AND EQPT	0.00	0.00	0.00	0.00	0.00	0.00	0.0
407-05	STORM DRAIN COLLECTION SYSTEM	520,292.41	1,120,000.00	26.75	17,436.75	108,615.18	993,948.07	88.7
TOTAL CAPITAL OUTLAY		520,292.41	1,120,000.00	26.75	17,436.75	108,615.18	993,948.07	88.7
808-01	PRINCIPAL ON BONDS	1,420,441.48	1,905,303.00	2,773.91	2,773.91	0.00	1,902,529.09	99.8
808-02	INTEREST ON BONDS	721,800.40	237,372.00	458.39	118,514.64	0.00	118,857.36	50.0
808-03	FISCAL AGENT FEES	107.76	150.00	48.77	48.77	0.00	101.23	67.4
TOTAL		2,142,349.64	2,142,825.00	3,281.07	121,337.32	0.00	2,021,487.68	94.3
TOTAL STORM DRAIN SYSTEM		2,930,211.62	3,767,325.00	31,911.11	174,841.86	128,615.18	3,463,867.96	91.9
TOTAL STORM DRAIN UTILITY		2,930,211.62	3,787,325.00	31,911.11	174,841.86	128,615.18	3,483,867.96	91.9
(24) EQUIPMENT RESERVE AND REPLACEMENT								
(00) TRANSFERS AND RESERVES								
024-00	EQUIPMENT RESERVE	0.00	0.00	0.00	0.00	0.00	0.00	0.0
TOTAL		0.00	0.00	0.00	0.00	0.00	0.00	
TOTAL TRANSFERS AND RESERVES		0.00	0.00	0.00	0.00	0.00	0.00	
(20) PUBLIC WORKS								
CAPITAL OUTLAY								
403-01	PUBLIC WORKS VEHICLES	288,351.00	137,500.00	0.00	0.00	0.00	137,500.00	100.0
403-06	OTHER EQUIPMENT PUBLIC WORKS	48,317.00	0.00	0.00	0.00	0.00	0.00	0.0
TOTAL CAPITAL OUTLAY		336,668.00	137,500.00	0.00	0.00	0.00	137,500.00	100.0
TOTAL PUBLIC WORKS		336,668.00	137,500.00	0.00	0.00	0.00	137,500.00	100.0
(30) POLICE DEPARTMENT								
CONTRACTUAL SERVICES								

THIS MONTH'S EXPENSE REPORT

MARCH 31, 2025

ACCOUNT NUMBER	DESCRIPTION	LAST YEAR ACTUAL	THIS YEAR BUDGET	TRANSACTIONS MONTH-TO-DATE	TRANSACTIONS YEAR-TO-DATE	ENCUMBERED BALANCE	AVAILABLE BALANCE	% AVAIL
(24) EQUIPMENT RESERVE AND REPLACEMENT								
(30) POLICE DEPARTMENT								
CONTRACTUAL SERVICES								
212-02	EQUIPMENT INSTALLATION/REMOVAL	0.00	0.00	0.00	0.00	0.00	0.00	0.0
TOTAL CONTRACTUAL SERVICES		0.00	0.00	0.00	0.00	0.00	0.00	
CAPITAL OUTLAY								
403-01	POLICE VEHICLES	0.00	0.00	0.00	0.00	0.00	0.00	0.0
403-06	OTHER EQUIPMENT POLICE DEPT	0.00	0.00	0.00	0.00	0.00	0.00	0.0
TOTAL CAPITAL OUTLAY		0.00	0.00	0.00	0.00	0.00	0.00	
TOTAL POLICE DEPARTMENT		0.00	0.00	0.00	0.00	0.00	0.00	
TOTAL EQUIPMENT RESERVE AND REPLACEMENT		336,668.00	137,500.00	0.00	0.00	0.00	137,500.00	100.0
(25) CAPITAL IMPROVEMENT FUND								
(00) TRANSFERS AND RESERVES								
011-00	TRANSFER TO DEBT SERVICE	0.00	0.00	0.00	0.00	0.00	0.00	0.0
013-00	TRANSFER TO LAMAR BRIDGE FUND	0.00	0.00	0.00	0.00	0.00	0.00	0.0
022-00	TRANSFER TO STORMWATER FUND	0.00	0.00	0.00	0.00	0.00	0.00	0.0
025-00	OPERATING RESERVE	0.00	0.00	0.00	0.00	0.00	0.00	0.0
035-00	TRANSF TO TRANSPORTATION FUND	0.00	0.00	0.00	0.00	0.00	0.00	0.0
TOTAL		0.00	0.00	0.00	0.00	0.00	0.00	
TOTAL TRANSFERS AND RESERVES		0.00	0.00	0.00	0.00	0.00	0.00	
(20) PUBLIC WORKS								
PERSONNEL SERVICES								
101-01	FULL TIME SALARIES	0.00	0.00	0.00	0.00	0.00	0.00	0.0
101-02	PART TIME SALARIES	0.00	0.00	0.00	0.00	0.00	0.00	0.0
101-04	OVERTIME SALARIES	0.00	0.00	0.00	0.00	0.00	0.00	0.0
102-01	HEALTH / LIFE	0.00	0.00	0.00	0.00	0.00	0.00	0.0
102-02	SOCIAL SECURITY	0.00	0.00	0.00	0.00	0.00	0.00	0.0
102-03	KPERS	0.00	0.00	0.00	0.00	0.00	0.00	0.0
102-04	EMPLOYMENT SECURITY	0.00	0.00	0.00	0.00	0.00	0.00	0.0
102-05	WORKERS COMPENSATION	0.00	0.00	0.00	0.00	0.00	0.00	0.0
102-06	CITY PENSION	0.00	0.00	0.00	0.00	0.00	0.00	0.0
102-07	ADMINISTRATION FEE	0.00	0.00	0.00	0.00	0.00	0.00	0.0
TOTAL PERSONNEL SERVICES		0.00	0.00	0.00	0.00	0.00	0.00	
TOTAL PUBLIC WORKS		0.00	0.00	0.00	0.00	0.00	0.00	
(90) EXPENDITURES								

THIS MONTH'S EXPENSE REPORT

MARCH 31, 2025

ACCOUNT NUMBER	DESCRIPTION	LAST YEAR ACTUAL	THIS YEAR BUDGET	TRANSACTIONS MONTH-TO-DATE	TRANSACTIONS YEAR-TO-DATE	ENCUMBERED BALANCE	AVAILABLE BALANCE	% AVAIL
(25) CAPITAL IMPROVEMENT FUND								
(90) EXPENDITURES								
001-00	TRANSFER TO GEN FUND	0.00	0.00	0.00	0.00	0.00	0.00	0.0
	TOTAL	0.00	0.00	0.00	0.00	0.00	0.00	
805-02	ROCK CREEK - CONSTRUCTION	0.00	0.00	0.00	0.00	0.00	0.00	0.0
805-03	ROCK CREEK - OTHER CONTRACTUAL	0.00	0.00	0.00	0.00	0.00	0.00	0.0
805-04	ROCK CREEK - LEGAL	0.00	0.00	0.00	0.00	0.00	0.00	0.0
805-05	ROCK CREEK - ENGINEERING	0.00	0.00	0.00	0.00	0.00	0.00	0.0
805-06	ROCK CREEK - LAND ACQUISITION	0.00	0.00	0.00	0.00	0.00	0.00	0.0
805-07	TARGET CORP PUBLIC IMPROVEMENT	0.00	0.00	0.00	0.00	0.00	0.00	0.0
805-08	TARGET IMPROVMENT DEMOLITION	0.00	0.00	0.00	0.00	0.00	0.00	0.0
805-09	CAPITAL PROJECTS	152,564.28	4,815,073.00	221.50	221.50	20,130.48	4,794,721.02	99.5
805-10	MISCELLANEOUS EXPENSE	0.00	0.00	0.00	0.00	0.00	0.00	0.0
805-11	BOND ISSUE COSTS	0.00	0.00	0.00	0.00	0.00	0.00	0.0
805-12	ENTERCOM	0.00	0.00	0.00	0.00	0.00	0.00	0.0
805-13	EAST GATEWAY PROJECT	0.00	0.00	0.00	0.00	0.00	0.00	0.0
805-14	WEST GATEWAY PROJECT	0.00	0.00	0.00	0.00	0.00	0.00	0.0
805-15	2005-1 TEMP NOTES	0.00	0.00	0.00	0.00	0.00	0.00	0.0
805-16	2005-A PRINCIPAL	0.00	0.00	0.00	0.00	0.00	0.00	0.0
805-17	2005-A INTEREST	0.00	0.00	0.00	0.00	0.00	0.00	0.0
805-18	MISSION MALL GATEWAY PROJECT	0.00	0.00	0.00	0.00	0.00	0.00	0.0
805-19	ROCK CREEK PROMOTIONAL	0.00	0.00	0.00	0.00	0.00	0.00	0.0
805-20	2006-1 PRINCIPAL	0.00	0.00	0.00	0.00	0.00	0.00	0.0
805-21	2006-1 INTEREST	0.00	0.00	0.00	0.00	0.00	0.00	0.0
805-22	2006-3 PRINCIPAL	0.00	0.00	0.00	0.00	0.00	0.00	0.0
805-23	2006-3 INTEREST	0.00	0.00	0.00	0.00	0.00	0.00	0.0
805-24	2004-B PRINCIPAL	0.00	0.00	0.00	0.00	0.00	0.00	0.0
805-25	2004-B INTEREST	0.00	0.00	0.00	0.00	0.00	0.00	0.0
805-26	CONTINGENCY	0.00	0.00	0.00	0.00	0.00	0.00	0.0
805-27	MBDC GRANT - DO NOT USE	0.00	0.00	0.00	0.00	0.00	0.00	0.0
805-28	GATEWAY STORMWATER IMPROVMENTS	0.00	0.00	0.00	0.00	0.00	0.00	0.0
805-29	GATEWAY STREET IMPROVEMENTS	0.00	0.00	0.00	0.00	0.00	0.00	0.0
805-30	ROCK CREEK TRAIL PROJECT	0.00	0.00	0.00	0.00	0.00	0.00	0.0
805-34	WEST GATEWAY MASTER DEVELOPER	0.00	0.00	0.00	0.00	0.00	0.00	0.0
805-35	PUBLIC WORKS BUILDING	0.00	0.00	0.00	0.00	0.00	0.00	0.0
805-40	MBDC GRANT PROGRAM	0.00	0.00	0.00	0.00	0.00	0.00	0.0
805-50	DEBT SERVICE	0.00	0.00	0.00	0.00	0.00	0.00	0.0
805-55	ROCK CREEK MASTER DEVELOPER	0.00	0.00	0.00	0.00	0.00	0.00	0.0
805-60	CARS PROJECT EXPENDITURES	2,289,818.14	0.00	27,709.70	89,359.98	1,137,734.82	1,227,094.80-	
805-65	PROFESSIONAL SERVICES	0.00	0.00	0.00	0.00	0.00	0.00	0.0
805-70	STREET PRESERVATION PROJECTS	1,798,101.19	0.00	0.00	0.00	8,635.75	8,635.75-	
808-01	DEBT SERVICE - PRINCIPAL	0.00	0.00	0.00	0.00	0.00	0.00	0.0
808-02	DEBT SERVICE - INTEREST	0.00	0.00	0.00	0.00	0.00	0.00	0.0
808-03	BOND ISSUE COSTS	0.00	0.00	0.00	0.00	0.00	0.00	0.0
808-04	BANK FEES	0.00	0.00	0.00	0.00	0.00	0.00	0.0
	TOTAL	4,240,483.61	4,815,073.00	27,931.20	89,581.48	1,166,501.05	3,558,990.47	73.9
	TOTAL EXPENDITURES	4,240,483.61	4,815,073.00	27,931.20	89,581.48	1,166,501.05	3,558,990.47	73.9
	TOTAL CAPITAL IMPROVEMENT FUND	4,240,483.61	4,815,073.00	27,931.20	89,581.48	1,166,501.05	3,558,990.47	73.9

(26) ROCK CREEK DRAINAGE DIST #1

(00) TRANSFERS AND RESERVES

THIS MONTH'S EXPENSE REPORT

MARCH 31, 2025

ACCOUNT NUMBER	DESCRIPTION	LAST YEAR ACTUAL	THIS YEAR BUDGET	TRANSACTIONS MONTH-TO-DATE	TRANSACTIONS YEAR-TO-DATE	ENCUMBERED BALANCE	AVAILABLE BALANCE	% AVAIL
(26) ROCK CREEK DRAINAGE DIST #1								
(00) TRANSFERS AND RESERVES								
022-00	TRANSFER TO STORMWATER FUND	12,000.00	31,822.00	0.00	0.00	0.00	31,822.00	100.0
025-00	TRANSFER TO CIP FUND	0.00	0.00	0.00	0.00	0.00	0.00	0.0
TOTAL		12,000.00	31,822.00	0.00	0.00	0.00	31,822.00	100.0
TOTAL TRANSFERS AND RESERVES		12,000.00	31,822.00	0.00	0.00	0.00	31,822.00	100.0
(90) EXPENDITURES								
805-09	CAPITAL PROJECTS	0.00	0.00	0.00	0.00	0.00	0.00	0.0
808-01	DEBT SERVICE - PRINCIPAL	0.00	0.00	0.00	0.00	0.00	0.00	0.0
808-02	DEBT SERVICE - INTEREST	0.00	0.00	0.00	0.00	0.00	0.00	0.0
808-03	BOND ISSUE COSTS	0.00	0.00	0.00	0.00	0.00	0.00	0.0
808-10	MISCELLANEOUS EXPENSE	0.00	0.00	0.00	0.00	0.00	0.00	0.0
TOTAL		0.00	0.00	0.00	0.00	0.00	0.00	
TOTAL EXPENDITURES		0.00	0.00	0.00	0.00	0.00	0.00	
TOTAL ROCK CREEK DRAINAGE DIST #1		12,000.00	31,822.00	0.00	0.00	0.00	31,822.00	100.0
(27) ROCK CREEK DRAINAGE DIST #2								
(00) TRANSFERS AND RESERVES								
022-00	TRANSFER TO STORMWATER FUND	65,000.00	100,000.00	0.00	0.00	0.00	100,000.00	100.0
025-00	TRANSFER TO CIP FUND	0.00	0.00	0.00	0.00	0.00	0.00	0.0
TOTAL		65,000.00	100,000.00	0.00	0.00	0.00	100,000.00	100.0
TOTAL TRANSFERS AND RESERVES		65,000.00	100,000.00	0.00	0.00	0.00	100,000.00	100.0
(90) EXPENDITURES								
805-09	CAPITAL PROJECTS	0.00	0.00	0.00	0.00	0.00	0.00	0.0
808-01	DEBT SERVICE - PRINCIPAL	0.00	0.00	0.00	0.00	0.00	0.00	0.0
808-02	DEBT SERVICE - INTEREST	0.00	0.00	0.00	0.00	0.00	0.00	0.0
808-03	BOND ISSUE COSTS	0.00	0.00	0.00	0.00	0.00	0.00	0.0
808-10	MISCELLANEOUS EXPENSE	0.00	0.00	0.00	0.00	0.00	0.00	0.0
TOTAL		0.00	0.00	0.00	0.00	0.00	0.00	
TOTAL EXPENDITURES		0.00	0.00	0.00	0.00	0.00	0.00	
TOTAL ROCK CREEK DRAINAGE DIST #2		65,000.00	100,000.00	0.00	0.00	0.00	100,000.00	100.0
(30) SOLID WASTE UTILITY FUND								

THIS MONTH'S EXPENSE REPORT

MARCH 31, 2025

ACCOUNT NUMBER	DESCRIPTION	LAST YEAR ACTUAL	THIS YEAR BUDGET	TRANSACTIONS MONTH-TO-DATE	TRANSACTIONS YEAR-TO-DATE	ENCUMBERED BALANCE	AVAILABLE BALANCE	% AVAIL
(35) TRANSPORTATION FUND								
(20) PUBLIC WORKS								
PERSONNEL SERVICES								
TOTAL PERSONNEL SERVICES		0.00	0.00	0.00	0.00	0.00	0.00	
TOTAL PUBLIC WORKS		0.00	0.00	0.00	0.00	0.00	0.00	
(90) EXPENDITURES								
805-09	CAPITAL PROJECTS	0.00	0.00	0.00	0.00	0.00	0.00	0.0
805-10	MISCELLANEOUS EXPENSE	0.00	0.00	0.00	0.00	0.00	0.00	0.0
805-11	BOND ISSUE COSTS	0.00	0.00	0.00	0.00	0.00	0.00	0.0
805-26	CONTINGENCY	0.00	0.00	0.00	0.00	0.00	0.00	0.0
805-65	PROFESSIONAL SERVICES	0.00	0.00	0.00	0.00	0.00	0.00	0.0
805-75	COMMODITIES	0.00	0.00	0.00	0.00	0.00	0.00	0.0
808-01	DEBT SERVICE - PRINCIPAL	0.00	0.00	0.00	0.00	0.00	0.00	0.0
808-02	DEBT SERVICE - INTEREST	0.00	0.00	0.00	0.00	0.00	0.00	0.0
808-13	TUF REBATE/ADJUSTMENT	0.00	0.00	0.00	0.00	0.00	0.00	0.0
TOTAL		0.00	0.00	0.00	0.00	0.00	0.00	
TOTAL EXPENDITURES		0.00	0.00	0.00	0.00	0.00	0.00	
TOTAL TRANSPORTATION FUND		0.00	0.00	0.00	0.00	0.00	0.00	
(40) STREET SALES TAX BOND FUND								
(00) TRANSFERS AND RESERVES								
005-00	OPERATING RESERVE	0.00	0.00	0.00	0.00	0.00	0.00	0.0
025-00	TRANSFER TO CIP FUND	800,000.00	0.00	0.00	0.00	0.00	0.00	0.0
035-00	TRANS TO TRANSPORTATION FUND	0.00	0.00	0.00	0.00	0.00	0.00	0.0
TOTAL		800,000.00	0.00	0.00	0.00	0.00	0.00	
TOTAL TRANSFERS AND RESERVES		800,000.00	0.00	0.00	0.00	0.00	0.00	
(90) EXPENDITURES								
005-00	OPERATING RESERVE	0.00	0.00	0.00	0.00	0.00	0.00	0.0
TOTAL		0.00	0.00	0.00	0.00	0.00	0.00	
801-01	CURBS/SIDEWALKS	0.00	0.00	0.00	0.00	0.00	0.00	0.0
805-09	CAPITAL PROJECTS	649,579.33	950,000.00	0.00	0.00	0.00	950,000.00	100.0
805-70	STREET PRESERVATION PROJECTS	0.00	0.00	0.00	0.00	0.00	0.00	0.0
808-01	PRINCIPAL ON BONDS	245,000.00	305,000.00	305,000.00	305,000.00	0.00	0.00	0.0
808-02	INTEREST ON BONDS	160,425.00	154,300.00	77,150.00	77,150.00	0.00	77,150.00	50.0

THIS MONTH'S EXPENSE REPORT

MARCH 31, 2025

ACCOUNT NUMBER	DESCRIPTION	LAST YEAR ACTUAL	THIS YEAR BUDGET	TRANSACTIONS MONTH-TO-DATE	TRANSACTIONS YEAR-TO-DATE	ENCUMBERED BALANCE	AVAILABLE BALANCE	% AVAIL
(40) STREET SALES TAX BOND FUND								
(90) EXPENDITURES								
808-03	COSTS OF ISSUANCE	0.00	0.00	0.00	0.00	0.00	0.00	0.0
	TOTAL	1,055,004.33	1,409,300.00	382,150.00	382,150.00	0.00	1,027,150.00	72.8
	TOTAL EXPENDITURES	1,055,004.33	1,409,300.00	382,150.00	382,150.00	0.00	1,027,150.00	72.8
	TOTAL STREET SALES TAX BOND FUND	1,855,004.33	1,409,300.00	382,150.00	382,150.00	0.00	1,027,150.00	72.8
(45) PARKS & REC SALES TAX BOND FUND								
(00) TRANSFERS AND RESERVES								
001-00	TRANSFER TO GEN FUND	0.00	0.00	0.00	0.00	0.00	0.00	0.0
005-00	OPERATING RESERVE	0.00	0.00	0.00	0.00	0.00	0.00	0.0
025-00	AQUATIC FACILITY OPERATING RES	0.00	0.00	0.00	0.00	0.00	0.00	0.0
027-01	PARK MASTER PLAN OPERATING RES	0.00	0.00	0.00	0.00	0.00	0.00	0.0
027-02	COMMUNITY CENTER OPERATING RES	0.00	0.00	0.00	0.00	0.00	0.00	0.0
	TOTAL	0.00	0.00	0.00	0.00	0.00	0.00	
	TOTAL TRANSFERS AND RESERVES	0.00	0.00	0.00	0.00	0.00	0.00	
(20) PUBLIC WORKS								
PERSONNEL SERVICES								
101-01	FULL TIME SALARIES	87,084.44	0.00	0.00	0.00	0.00	0.00	0.0
101-02	PART TIME SALARIES	27,485.66	0.00	0.00	0.00	0.00	0.00	0.0
101-04	OVERTIME SALARIES	26.97	0.00	0.00	0.00	0.00	0.00	0.0
102-01	HEALTH/LIFE	20,244.44	0.00	0.00	0.00	0.00	0.00	0.0
102-02	SOCIAL SECURITY	8,385.15	0.00	0.00	0.00	0.00	0.00	0.0
102-03	KPERS	8,922.46	0.00	0.00	0.00	0.00	0.00	0.0
102-04	EMPLOYMENT SECURITY	0.00	0.00	0.00	0.00	0.00	0.00	0.0
102-05	WORKERS COMPENSATION	0.00	0.00	0.00	0.00	0.00	0.00	0.0
102-06	CITY PENSION	1,737.21	0.00	0.00	0.00	0.00	0.00	0.0
	TOTAL PERSONNEL SERVICES	153,886.33	0.00	0.00	0.00	0.00	0.00	
	TOTAL PUBLIC WORKS	153,886.33	0.00	0.00	0.00	0.00	0.00	
(90) EXPENDITURES								
COMMODITIES								
307-01	PARKS MAINTENANCE	0.00	225,000.00	0.00	0.00	0.00	225,000.00	100.0
307-02	PCC MAINTENANCE	0.00	100,000.00	0.00	0.00	0.00	100,000.00	100.0
307-03	MFAC MAINTENANCE	0.00	37,500.00	0.00	0.00	0.00	37,500.00	100.0
	TOTAL COMMODITIES	0.00	362,500.00	0.00	0.00	0.00	362,500.00	100.0
CAPITAL OUTLAY								

THIS MONTH'S EXPENSE REPORT

MARCH 31, 2025

ACCOUNT NUMBER	DESCRIPTION	LAST YEAR ACTUAL	THIS YEAR BUDGET	TRANSACTIONS MONTH-TO-DATE	TRANSACTIONS YEAR-TO-DATE	ENCUMBERED BALANCE	AVAILABLE BALANCE	% AVAIL
(45) PARKS & REC SALES TAX BOND FUND								
(90) EXPENDITURES								
CAPITAL OUTLAY								
402-03	COMPUTER EQUIPMENT	0.00	0.00	0.00	0.00	0.00	0.00	0.0
TOTAL CAPITAL OUTLAY		0.00	0.00	0.00	0.00	0.00	0.00	
805-09	CAPITAL PROJECTS	3,368,466.29	645,000.00	19,355.00	24,337.50	118,306.02	502,356.48	77.8
808-01	DEBT SERVICE - PRINCIPAL	210,000.00	260,000.00	260,000.00	260,000.00	0.00	0.00	0.0
808-02	DEBT SERVICE - INTEREST	137,300.00	132,050.00	66,025.00	66,025.00	0.00	66,025.00	50.0
808-03	BOND ISSUE COSTS	0.00	0.00	0.00	0.00	0.00	0.00	0.0
808-04	BANK FEES	0.00	0.00	0.00	0.00	0.00	0.00	0.0
808-10	MISCELLANEOUS EXPENSE	0.00	0.00	0.00	0.00	0.00	0.00	0.0
TOTAL		3,715,766.29	1,037,050.00	345,380.00	350,362.50	118,306.02	568,381.48	54.8
TOTAL EXPENDITURES		3,715,766.29	1,399,550.00	345,380.00	350,362.50	118,306.02	930,881.48	66.5
TOTAL PARKS & REC SALES TAX BOND FUND		3,869,652.62	1,399,550.00	345,380.00	350,362.50	118,306.02	930,881.48	66.5
(50) MISSION TRAILS TIF/CID								
(90) EXPENDITURES								
CONTRACTUAL SERVICES								
200-01	CID DISTRIBUTION	0.00	0.00	0.00	0.00	0.00	0.00	0.0
200-02	TIF SALES TAX DISTRIBUTION	0.00	0.00	0.00	0.00	0.00	0.00	0.0
200-03	TIF PROPERTY TAX DISTRIBUTION	579,211.40	375,000.00	0.00	276,276.31	0.00	98,723.69	26.3
TOTAL CONTRACTUAL SERVICES		579,211.40	375,000.00	0.00	276,276.31	0.00	98,723.69	26.3
TOTAL EXPENDITURES		579,211.40	375,000.00	0.00	276,276.31	0.00	98,723.69	26.3
TOTAL MISSION TRAILS TIF/CID		579,211.40	375,000.00	0.00	276,276.31	0.00	98,723.69	26.3
(55) SILVERCREST AT BROADMOOR FUND								
(90) EXPENDITURES								
CONTRACTUAL SERVICES								
200-01	CID DISTRIBUTION	0.00	0.00	0.00	0.00	0.00	0.00	0.0
200-02	TIF SALES TAX DISTRIBUTION	0.00	0.00	0.00	0.00	0.00	0.00	0.0
200-03	TIF PROPERTY TAX DISTRIBUTION	0.00	0.00	0.00	0.00	0.00	0.00	0.0
TOTAL CONTRACTUAL SERVICES		0.00	0.00	0.00	0.00	0.00	0.00	
TOTAL EXPENDITURES		0.00	0.00	0.00	0.00	0.00	0.00	
TOTAL SILVERCREST AT BROADMOOR FUND		0.00	0.00	0.00	0.00	0.00	0.00	
(60) MISSION CROSSING TIF FUND								
(00) TRANSFERS AND RESERVES								

THIS MONTH'S EXPENSE REPORT

MARCH 31, 2025

ACCOUNT NUMBER	DESCRIPTION	LAST YEAR ACTUAL	THIS YEAR BUDGET	TRANSACTIONS MONTH-TO-DATE	TRANSACTIONS YEAR-TO-DATE	ENCUMBERED BALANCE	AVAILABLE BALANCE	% AVAIL
(68) ROCK CREEK TIF DIST #3								
(90) EXPENDITURES								
CONTRACTUAL SERVICES								
200-01	RC#3 CID DISTRIBUTION	0.00	0.00	0.00	0.00	0.00	0.00	0.0
200-02	RC#3 TIF SALES TAX DISTRIBUTIO	0.00	0.00	0.00	0.00	0.00	0.00	0.0
200-03	RC#3 TIF PROPERTY TAX DISTRIBU	0.00	0.00	0.00	0.00	0.00	0.00	0.0
TOTAL CONTRACTUAL SERVICES		0.00	0.00	0.00	0.00	0.00	0.00	
TOTAL EXPENDITURES		0.00	0.00	0.00	0.00	0.00	0.00	
TOTAL ROCK CREEK TIF DIST #3		0.00	0.00	0.00	0.00	0.00	0.00	
(69) ROCK CREEK TIF DIST #4								
(90) EXPENDITURES								
CONTRACTUAL SERVICES								
200-01	RC#4 CID DISTRIBUTION	0.00	0.00	0.00	0.00	0.00	0.00	0.0
200-02	RC#4 TIF SALES TAX DISTRIBUTIO	0.00	0.00	0.00	0.00	0.00	0.00	0.0
200-03	RC#4 TIF PROPERTY TAX DISTRIBU	0.00	0.00	0.00	0.00	0.00	0.00	0.0
TOTAL CONTRACTUAL SERVICES		0.00	0.00	0.00	0.00	0.00	0.00	
TOTAL EXPENDITURES		0.00	0.00	0.00	0.00	0.00	0.00	
TOTAL ROCK CREEK TIF DIST #4		0.00	0.00	0.00	0.00	0.00	0.00	
(70) MISSION FARM AND FLOWER MARKET								
(90) EXPENDITURES								
CONTRACTUAL SERVICES								
201-02	MARKET COUPON PAYMENTS	0.00	0.00	0.00	0.00	0.00	0.00	0.0
212-05	MARKET MUSIC/ENTERTAINMENT	3,400.00	0.00	0.00	0.00	0.00	0.00	0.0
212-06	SERVICE CONTRACTS	1,615.00	0.00	0.00	0.00	0.00	0.00	0.0
213-02	RENTAL EQUIPMENT	0.00	0.00	0.00	0.00	0.00	0.00	0.0
TOTAL CONTRACTUAL SERVICES		5,015.00	0.00	0.00	0.00	0.00	0.00	
COMMODITIES								
301-02	DOUBLE FOOD BUCK PAYMENTS	0.00	0.00	0.00	0.00	0.00	0.00	0.0
301-08	SUPPLIES	0.00	0.00	0.00	0.00	0.00	0.00	0.0
TOTAL COMMODITIES		0.00	0.00	0.00	0.00	0.00	0.00	
CAPITAL OUTLAY								
400-01	MISCELLANEOUS	7,409.46	0.00	21.37	42.74	0.00	42.74-	
407-01	EQUIPMENT PURCHASES	2,740.57	0.00	0.00	0.00	0.00	0.00	0.0
TOTAL CAPITAL OUTLAY		10,150.03	0.00	21.37	42.74	0.00	42.74-	
TOTAL EXPENDITURES		15,165.03	0.00	21.37	42.74	0.00	42.74-	

THIS MONTH'S EXPENSE REPORT

MARCH 31, 2025

ACCOUNT NUMBER	DESCRIPTION	LAST YEAR ACTUAL	THIS YEAR BUDGET	TRANSACTIONS MONTH-TO-DATE	TRANSACTIONS YEAR-TO-DATE	ENCUMBERED BALANCE	AVAILABLE BALANCE	% AVAIL
(70)	MISSION FARM AND FLOWER MARKET							
TOTAL	MISSION FARM AND FLOWER MARKET	15,165.03	0.00	21.37	42.74	0.00	42.74-	
GRAND TOTAL		31,122,724.72	30,086,406.00	2,104,816.31	5,164,516.27	1,531,338.02	23,390,551.71	77.7

THIS MONTH'S REVENUE REPORT

MARCH 31, 2025

ACCOUNT NUMBER	DESCRIPTION	REVENUE LAST YEAR	ANTICIPATED REVENUE	REVENUE MONTH-TO-DATE	REVENUE YEAR-TO-DATE	COLLECTED REVENUE	% COL
(01) GENERAL FUND							
(00) TRANSFERS AND RESERVES							
004-00	TRANSFER FROM BLDG FUND	0.00	0.00	0.00	0.00	0.00	0.0
005-00	TRANSF FROM COMM CTR SALES TAX	0.00	0.00	0.00	0.00	0.00	0.0
007-00	PAYROLL TRNSFR TO GENERAL FUND	0.00	0.00	0.00	0.00	0.00	0.0
022-00	TRANSFER FROM STORM DRAIN	0.00	20,000.00	0.00	0.00	0.00	0.0
031-00	TRANSFER FROM ARPA FUND	0.00	0.00	0.00	0.00	0.00	0.0
045-00	TRANSFER FROM P&R SALES TAX	0.00	0.00	0.00	0.00	0.00	0.0
TOTAL		0.00	20,000.00	0.00	0.00	0.00	0.0
TOTAL TRANSFERS AND RESERVES		0.00	20,000.00	0.00	0.00	0.00	0.0
(40) REVENUES							
025-00	TRANSFER FROM CAP IMP	0.00	0.00	0.00	0.00	0.00	0.0
TOTAL		0.00	0.00	0.00	0.00	0.00	
COMMODITIES							
301-01	REAL ESTATE TAX - CURRENT	3,613,737.52	2,726,012.00	147,066.10	2,137,711.83	2,137,711.83	78.4
301-02	REAL ESTATE TX - DELINQUENT	99,989.83	20,000.00	1,150.91	11,307.23	11,307.23	56.5
301-03	REAL ESTATE TAX - STREETS	0.00	1,380,000.00	0.00	0.00	0.00	0.0
301-04	M & E SLIDER	0.00	0.00	0.00	0.00	0.00	0.0
301-05	TELECOM	0.00	0.00	0.00	0.00	0.00	0.0
301-10	MISSION SQUARE PILOT	26,850.19	47,250.00	0.00	27,622.34	27,622.34	58.4
303-01	COUNTY SALES TAX	868,853.79	851,700.00	66,173.24	220,159.07	220,159.07	25.8
303-02	CITY SALES TAX	2,662,856.01	2,793,125.00	226,381.31	672,790.78	672,790.78	24.0
303-03	COUNTY SALES / NEW JAIL PORTION	214,279.62	210,125.00	16,336.27	54,247.75	54,247.75	25.8
303-04	CITY SALES TAX - BUSIN DEVELOP	0.00	0.00	0.00	0.00	0.00	0.0
303-05	JO CO SCH DISTR SALES TAX	0.00	0.00	0.00	0.00	0.00	0.0
303-06	JO CO PUBLIC SAFETY SALES TAX	214,279.62	210,125.00	16,336.27	54,247.75	54,247.75	25.8
303-07	JO CO COURT SALES TAX	214,278.36	210,125.00	16,336.17	54,247.43	54,247.43	25.8
303-08	TRANSIENT GUEST TAX	0.00	0.00	0.00	0.00	0.00	0.0
303-10	TRANS DEV DIST TAX	0.00	0.00	0.00	0.00	0.00	0.0
303-15	MISSION CROSSING CID SALES TAX	0.00	0.00	0.00	0.00	0.00	0.0
303-16	MISSION CROSSING TIF SALES TAX	0.00	0.00	0.00	0.00	0.00	0.0
303-17	MISSION CROSSING TIF PROP TAX	0.00	0.00	0.00	0.00	0.00	0.0
303-18	CORNERSTONE COMMONS CID	0.00	0.00	0.00	0.00	0.00	0.0
303-19	ECONOMIC DEVELOPMENT ADMIN FEE	0.00	0.00	0.00	0.00	0.00	0.0
305-01	MOTOR VEHICLE TAX	232,188.58	264,772.00	27,684.54	68,697.03	68,697.03	25.9
305-02	RECREATIONAL VEHICLE TAX	826.91	889.00	116.67	405.05	405.05	45.5
306-02	RENTAL EXCISE TAX	0.00	0.00	0.00	0.00	0.00	0.0
306-03	PERS PROPR TX - DELINQUENT	3.85	150.00	0.00	15.81	15.81	10.5
306-04	HEAVY TRUCKS TAX 16-20M	3,474.25	4,482.00	1,625.86	2,308.99	2,308.99	51.5
307-01	ALCOHOL TAX	148,999.07	137,500.00	43,810.95	43,810.95	43,810.95	31.8
308-01	CITY USE TAX	1,622,267.67	1,785,000.00	140,159.00	226,361.42	226,361.42	12.6
308-02	COUNTY USE TAX	300,427.84	299,250.00	24,865.85	86,700.78	86,700.78	28.9
308-03	COUNTY USE / NEW JAIL PORTION	75,107.19	72,450.00	6,216.48	21,675.26	21,675.26	29.9
308-04	JO CO SCH DISTR USE TAX	0.00	0.00	0.00	0.00	0.00	0.0
308-05	JO CO PUBLIC SAFETY USE TAX	75,107.17	72,450.00	6,216.48	21,675.26	21,675.26	29.9
308-07	JO CO COURT USE TAX	75,106.72	72,450.00	6,216.45	21,675.13	21,675.13	29.9
311-01	LAVTR	0.00	0.00	0.00	0.00	0.00	0.0
312-01	CITY / COUNTY REVENUE SHARE	0.00	0.00	0.00	0.00	0.00	0.0
313-01	COUNTRYSIDE/"TRASH TAX"	0.00	0.00	0.00	0.00	0.00	0.0
321-01	UTIL FRANCH TX DO NOT USE	0.00	0.00	0.00	0.00	0.00	0.0
321-02	ELECTRIC FRANCHISE FEE	692,490.58	750,000.00	53,735.00	160,432.03	160,432.03	21.3
321-03	GAS FRANCHISE FEE	219,355.37	315,000.00	93,670.13	122,973.17	122,973.17	39.0

THIS MONTH'S REVENUE REPORT

MARCH 31, 2025

ACCOUNT NUMBER	DESCRIPTION	REVENUE LAST YEAR	ANTICIPATED REVENUE	REVENUE MONTH-TO-DATE	REVENUE YEAR-TO-DATE	COLLECTED REVENUE	% COL
(01) GENERAL FUND							
(40) REVENUES							
COMMODITIES							
321-04	TELEPHONE FRANCHISE FEE	5,467.89	11,500.00	167.60	398.34	398.34	3.4
321-05	CABLE FRANCHISE FEE	59,115.03	65,000.00	0.00	13,448.21	13,448.21	20.6
321-06	VIDEO FRANCHISE FEE	5,231.22	0.00	22.41	556.28	556.28	
321-07	TELCO FRANCHISE FEE	0.00	0.00	0.00	0.00	0.00	0.0
321-08	AT&T VIDEO FRANCHISE FEES	0.00	0.00	0.00	0.00	0.00	0.0
321-09	GOOGLE FIBER	0.00	0.00	0.00	0.00	0.00	0.0
322-01	OCCUPATIONAL LICENSE	79,449.26	95,000.00	750.00	3,498.75	3,498.75	3.6
322-02	PUBLIC WORKS PERMITS	10,425.00	10,000.00	675.00	1,500.00	1,500.00	15.0
322-03	RENTAL LICENSE	49,245.00	40,000.00	4,754.00	31,936.00	31,936.00	79.8
322-04	TREE SERVICE LICENSE FEE	12.00	0.00	0.00	0.00	0.00	0.0
322-05	RENTAL INSPECTION FEES	0.00	0.00	0.00	0.00	0.00	0.0
322-06	BUILDING PERMIT FEES	130,646.76	350,000.00	7,294.05	12,185.76	12,185.76	3.4
322-07	PLAN REVIEW FEE	62,827.91	217,000.00	2,068.25	3,126.50	3,126.50	1.4
322-08	SIGN PERMITS	4,221.11	5,000.00	0.00	1,199.85	1,199.85	23.9
322-09	LAND USE PERMITS	1,555.00	2,000.00	0.00	1,070.00	1,070.00	53.5
322-10	CMB/DRINKING/LIQUOR/CLUB	3,825.00	10,000.00	1,000.00	800.00	800.00	8.0
322-15	OPERATOR/SOLIC/MESSAGE/SECURIT	790.00	1,500.00	0.00	0.00	0.00	0.0
323-01	ANIMAL LICENSE	600.00	500.00	0.00	0.00	0.00	0.0
323-02	ANIMAL IMPOUND RELEASE FEES	0.00	0.00	0.00	0.00	0.00	0.0
324-01	CITY SOLID WASTE PROGRAM	0.00	0.00	0.00	0.00	0.00	0.0
330-01	MISSION SUMMER PROGRAM	230,027.80	235,000.00	671.00	103,879.50	103,879.50	44.2
330-02	WINTER/SPRING BREAK CAMP	0.00	0.00	0.00	0.00	0.00	0.0
331-02	OUTDOOR POOL MEMBERSHIPS	65,558.20	59,000.00	163.50	163.50	163.50	0.2
331-03	OUTDOOR POOL FRONT DESK	62,473.00	60,000.00	0.00	0.00	0.00	0.0
331-04	OUTDOOR POOL CONCESSIONS	32,851.84	35,000.00	12.50	1,100.00	1,100.00	3.1
331-05	OUTDOOR POOL PROGRAM FEES	4,711.00	7,500.00	0.00	0.00	0.00	0.0
331-06	OUTDOOR POOL RENTALS	8,963.75	10,000.00	0.00	0.00	0.00	0.0
331-07	SUPER POOL PASS REVENUES	9,282.05	8,500.00	0.00	0.00	0.00	0.0
333-01	COMMUNITY CTR MEMBERSHIPS	480,110.53	465,000.00	37,754.48	127,550.50	127,550.50	27.4
333-02	COMMUNITY CTR RENTALS	309,179.32	290,000.00	23,964.62	89,481.24	89,481.24	30.8
333-04	COMMUNITY CTR PROGRAM FEES	266,541.12	250,000.00	25,527.85	76,587.40	76,587.40	30.6
333-05	COMMUNITY CTR DAILY FEES	245,967.84	275,000.00	10,795.00	59,265.10	59,265.10	21.5
333-06	COMMUNITY CENTER MISC	1,090.31	5,500.00	246.75	386.22	386.22	7.0
333-07	COMM CENTER MORROW TRUST FUND	0.00	0.00	0.00	0.00	0.00	0.0
333-08	RESALE ITEMS COMM CENTER	2,213.74	850.00	107.00	198.69	198.69	23.3
333-09	COMM CTR SPONSORSHIP/ADS	0.00	0.00	0.00	0.00	0.00	0.0
333-10	PCC INSURANCE MEMBERSHIPS	0.00	0.00	5,915.72	19,317.82	19,317.82	
341-01	FINES	548,964.39	685,000.00	38,662.97	114,038.88	114,038.88	16.6
341-02	PARKING FINES	0.00	1,000.00	0.00	0.00	0.00	0.0
341-03	ALARM FINES	150.00	250.00	0.00	0.00	0.00	0.0
341-04	POLICE DEPT LAB FEES	2,440.00	5,000.00	400.00	400.00	400.00	8.0
341-05	FUEL ASSESSMENT FEES	14,286.00	5,000.00	338.00	1,029.59	1,029.59	20.5
341-06	ADA ACCESSIBILITY FEES	7,936.00	15,000.00	1,030.00	3,116.00	3,116.00	20.7
341-07	MOTION FEES	1,900.00	1,000.00	100.00	100.00	100.00	10.0
341-08	EXPUNGEMENT FEES	800.00	1,000.00	0.00	100.00	100.00	10.0
351-01	INTEREST / INVESTMENTS	140,856.79	100,000.00	11,968.53	29,213.15	29,213.15	29.2
361-01	REIMBURSED EXPENSES	10,948.20	15,000.00	76,591.77	79,261.10	79,261.10	528.4
361-02	NEAC ADMINISTRATIVE COST REIMB	0.00	0.00	0.00	0.00	0.00	0.0
361-03	INTERGOVERNMENTAL REVENUE	147,882.44	20,000.00	3,845.18	5,503.72	5,503.72	27.5
361-04	DARE SPECIAL DONATIONS	0.00	0.00	0.00	0.00	0.00	0.0
361-05	COURT COSTS	24,409.50	30,000.00	1,585.50	4,749.00	4,749.00	15.8
361-06	CHGS F/SERVICES - OTHER	0.00	0.00	0.00	0.00	0.00	0.0
361-07	SALE OF FIXED ASSETS	0.00	1,000.00	0.00	0.00	0.00	0.0
361-08	WEST GATEWAY PLAN REVIEW FEES	0.00	0.00	0.00	0.00	0.00	0.0
361-09	COURT APPOINTED ATTORNEY	0.00	0.00	0.00	0.00	0.00	0.0
361-10	ONLINE CONVENIENCE FEE	0.00	1,500.00	0.00	0.00	0.00	0.0
361-11	JAIL FEES	0.00	0.00	0.00	0.00	0.00	0.0
361-12	INSURANCE PROCEEDS	5,676.25	0.00	12,350.27	13,094.74	13,094.74	
363-01	MISCELLANEOUS	27,984.54	525,000.00	3,689.11	5,434.11	5,434.11	1.0
363-02	MISSION 50TH DONAT/BOOK SALES	0.00	0.00	0.00	0.00	0.00	0.0
363-03	LOCAL LAW ENFORCEMENT BLK GRNT	0.00	0.00	0.00	0.00	0.00	0.0
363-04	SUSTAINABILITY REVENUE	0.00	0.00	0.00	0.00	0.00	0.0

THIS MONTH'S REVENUE REPORT

MARCH 31, 2025

ACCOUNT NUMBER	DESCRIPTION	REVENUE LAST YEAR	ANTICIPATED REVENUE	REVENUE MONTH-TO-DATE	REVENUE YEAR-TO-DATE	COLLECTED REVENUE	% COL
(01) GENERAL FUND							
(40) REVENUES							
COMMODITIES							
363-05	FARMERS MARKET REVENUES	0.00	0.00	0.00	0.00	0.00	0.0
363-06	ANIMAL CONTROL SERVICES	26,500.00	50,000.00	0.00	0.00	0.00	0.0
363-07	2020 CARES REIMBURSEMENT	0.00	0.00	0.00	0.00	0.00	0.0
363-08	CITY SWAG SALES (TSHIRTS, ETC)	0.00	0.00	0.00	0.00	0.00	0.0
364-01	NUISANCE ABATMENT FEES	2,313.00	45,000.00	243.00	1,552.57	1,552.57	3.4
364-02	ABATEMENT FEES	1,539.42	0.00	0.00	0.00	0.00	0.0
TOTAL COMMODITIES		14,457,424.35	16,232,455.00	1,165,424.74	4,814,307.58	4,814,307.58	29.6
ENCUMBRANCES CANCELLED							
798-01	ENCUMBRANCES CANCELLED	0.00	0.00	0.00	0.00	0.00	0.0
TOTAL ENCUMBRANCES CANCELLED		0.00	0.00	0.00	0.00	0.00	
801-01	BOND PROCEEDS	0.00	0.00	0.00	0.00	0.00	0.0
TOTAL		0.00	0.00	0.00	0.00	0.00	
TOTAL REVENUES		14,457,424.35	16,232,455.00	1,165,424.74	4,814,307.58	4,814,307.58	29.6
TOTAL GENERAL FUND		14,457,424.35	16,252,455.00	1,165,424.74	4,814,307.58	4,814,307.58	29.6
(02) CONDUIT ACCT							
(40) REVENUES							
COMMODITIES							
374-03	RECEIPTS	66,000.79	0.00	4,988.28	17,540.39	17,540.39	
TOTAL COMMODITIES		66,000.79	0.00	4,988.28	17,540.39	17,540.39	
TOTAL REVENUES		66,000.79	0.00	4,988.28	17,540.39	17,540.39	
TOTAL CONDUIT ACCT		66,000.79	0.00	4,988.28	17,540.39	17,540.39	
(03) SPECIAL HIGHWAY FUND							
(40) REVENUES							
ENCUMBRANCES CANCELLED							
798-01	ENCUMBRANCES CANCELLED	0.00	0.00	0.00	0.00	0.00	0.0
TOTAL ENCUMBRANCES CANCELLED		0.00	0.00	0.00	0.00	0.00	
800-01	SPECIAL CITY / COUNTY HIGHWAY	269,580.86	275,000.00	0.00	67,036.06	67,036.06	24.3
800-02	INTEREST INCOME	10,187.18	7,500.00	99.20	287.10	287.10	3.8

THIS MONTH'S REVENUE REPORT

MARCH 31, 2025

ACCOUNT NUMBER	DESCRIPTION	REVENUE LAST YEAR	ANTICIPATED REVENUE	REVENUE MONTH-TO-DATE	REVENUE YEAR-TO-DATE	COLLECTED REVENUE	% COL
(03) SPECIAL HIGHWAY FUND							
(40) REVENUES							
800-03	CARS	0.00	0.00	0.00	0.00	0.00	0.0
800-04	REIMBURSEMENT EXPENSES	0.00	0.00	0.00	4,921.71	4,921.71	
800-07	INTERGOVERNMENTAL REVENUE	0.00	0.00	0.00	0.00	0.00	0.0
TOTAL		279,768.04	282,500.00	99.20	72,244.87	72,244.87	25.5
TOTAL REVENUES		279,768.04	282,500.00	99.20	72,244.87	72,244.87	25.5
TOTAL SPECIAL HIGHWAY FUND		279,768.04	282,500.00	99.20	72,244.87	72,244.87	25.5
(04) BUILDING FUND							
(40) REVENUES							
ENCUMBRANCES CANCELLED							
798-01	ENCUMBRANCES CANCELLED	0.00	0.00	0.00	0.00	0.00	0.0
TOTAL ENCUMBRANCES CANCELLED		0.00	0.00	0.00	0.00	0.00	
801-01	BOND MONEY PROCEEDS	0.00	0.00	0.00	0.00	0.00	0.0
801-02	BOND PROCEEDS - ISSUANCE COSTS	0.00	0.00	0.00	0.00	0.00	0.0
802-02	SALES TAX TRANSFER FROM G FUND	0.00	0.00	0.00	0.00	0.00	0.0
802-03	INTEREST INCOME	0.00	0.00	0.00	0.00	0.00	0.0
810-00	GEN FUND TRNSFR TO BLDG FUND	0.00	0.00	0.00	0.00	0.00	0.0
861-01	REIMBURSED EXPENSE	0.00	0.00	0.00	0.00	0.00	0.0
TOTAL		0.00	0.00	0.00	0.00	0.00	
TOTAL REVENUES		0.00	0.00	0.00	0.00	0.00	
TOTAL BUILDING FUND		0.00	0.00	0.00	0.00	0.00	
(05) BOND & INTEREST G.O. SALES TAX							
(40) REVENUES							
808-01	BOND PROCEEDS	0.00	0.00	0.00	0.00	0.00	0.0
808-02	SALES TAX RECEIPTS	0.00	0.00	0.00	0.00	0.00	0.0
808-03	INTEREST INCOME	0.00	0.00	0.00	0.00	0.00	0.0
810-00	BLDG FD TRANSF TO GO SALES TAX	0.00	0.00	0.00	0.00	0.00	0.0
TOTAL		0.00	0.00	0.00	0.00	0.00	
TOTAL REVENUES		0.00	0.00	0.00	0.00	0.00	
TOTAL BOND & INTEREST G.O. SALES TAX		0.00	0.00	0.00	0.00	0.00	
(06) CONSOLIDATION FUND							

THIS MONTH'S REVENUE REPORT

MARCH 31, 2025

ACCOUNT NUMBER	DESCRIPTION	REVENUE LAST YEAR	ANTICIPATED REVENUE	REVENUE MONTH-TO-DATE	REVENUE YEAR-TO-DATE	COLLECTED REVENUE	% COL
(06) CONSOLIDATION FUND							
(40) REVENUES							
COMMODITIES							
374-03	RECEIPTS	0.00	0.00	0.00	0.00	0.00	0.0
TOTAL COMMODITIES		0.00	0.00	0.00	0.00	0.00	
TOTAL REVENUES		0.00	0.00	0.00	0.00	0.00	
TOTAL CONSOLIDATION FUND		0.00	0.00	0.00	0.00	0.00	
(08) MUNICIPAL COURT							
(40) REVENUES							
COMMODITIES							
374-03	CASH BONDS COLLECTED	75,023.50	0.00	8,739.00	19,221.00	19,221.00	
374-05	MISC REVENUE	0.00	0.00	0.00	0.00	0.00	0.0
TOTAL COMMODITIES		75,023.50	0.00	8,739.00	19,221.00	19,221.00	
TOTAL REVENUES		75,023.50	0.00	8,739.00	19,221.00	19,221.00	
TOTAL MUNICIPAL COURT		75,023.50	0.00	8,739.00	19,221.00	19,221.00	
(09) SPECIAL ALCOHOL PROGRAM							
(40) REVENUES							
COMMODITIES							
307-01	SPECIAL ALCOHOL PROGRAM	148,999.07	140,000.00	43,810.94	43,810.94	43,810.94	31.2
TOTAL COMMODITIES		148,999.07	140,000.00	43,810.94	43,810.94	43,810.94	31.2
TOTAL REVENUES		148,999.07	140,000.00	43,810.94	43,810.94	43,810.94	31.2
TOTAL SPECIAL ALCOHOL PROGRAM		148,999.07	140,000.00	43,810.94	43,810.94	43,810.94	31.2
(10) SPECIAL PARKS & REC FUND							
(40) REVENUES							
ENCUMBRANCES CANCELLED							
798-01	ENCUMBRANCES CANCELLED	0.00	0.00	0.00	0.00	0.00	0.0
TOTAL ENCUMBRANCES CANCELLED		0.00	0.00	0.00	0.00	0.00	
801-02	OTHER FINANCING-CAPITAL LEASES	0.00	0.00	0.00	0.00	0.00	0.0
804-01	MISCELLANEOUS REVENUE	65.00	0.00	0.00	0.00	0.00	0.0
805-01	DONATIONS	0.00	0.00	0.00	0.00	0.00	0.0

THIS MONTH'S REVENUE REPORT

MARCH 31, 2025

ACCOUNT NUMBER	DESCRIPTION	REVENUE LAST YEAR	ANTICIPATED REVENUE	REVENUE MONTH-TO-DATE	REVENUE YEAR-TO-DATE	COLLECTED REVENUE	% COL
(10) SPECIAL PARKS & REC FUND							
(40) REVENUES							
806-01	ALCOHOL TAX	148,999.07	135,000.00	43,810.95	43,810.95	43,810.95	32.4
806-02	INTEREST INCOME	7,310.39	1,000.00	495.38	1,434.60	1,434.60	143.4
806-03	CELEBRATION TREE REVENUE	0.00	5,000.00	0.00	0.00	0.00	0.0
TOTAL		156,374.46	141,000.00	44,306.33	45,245.55	45,245.55	32.0
TOTAL REVENUES		156,374.46	141,000.00	44,306.33	45,245.55	45,245.55	32.0
TOTAL SPECIAL PARKS & REC FUND		156,374.46	141,000.00	44,306.33	45,245.55	45,245.55	32.0
(11) BOND & INTEREST FUND							
(00) TRANSFERS AND RESERVES							
012-00	TRANSFER FROM SPEC PROJECTS	0.00	0.00	0.00	0.00	0.00	0.0
018-00	TNFR FROM SCH DIST SALES TAX	0.00	0.00	0.00	0.00	0.00	0.0
TOTAL		0.00	0.00	0.00	0.00	0.00	
804-01	TRANSFER FROM GEN FUND	0.00	0.00	0.00	0.00	0.00	0.0
TOTAL		0.00	0.00	0.00	0.00	0.00	
TOTAL TRANSFERS AND RESERVES		0.00	0.00	0.00	0.00	0.00	
(40) REVENUES							
801-01	REAL ESTATE TAX CURRENT	0.00	0.00	0.00	0.00	0.00	0.0
801-02	REAL ESTATE TAX DEL	0.00	0.00	0.00	0.00	0.00	0.0
801-04	M & E SLIDER	0.00	0.00	0.00	0.00	0.00	0.0
801-05	TELECOM	0.00	0.00	0.00	0.00	0.00	0.0
804-04	TRANSFER FROM CIP	0.00	0.00	0.00	0.00	0.00	0.0
805-01	MOTOR VEHICLE TAX	0.00	0.00	0.00	0.00	0.00	0.0
805-02	RECREATIONAL VEHICLE TAX	0.00	0.00	0.00	0.00	0.00	0.0
805-04	HEAVY TRUCK TAX 16-20M	0.00	0.00	0.00	0.00	0.00	0.0
808-01	SPEC ASSESSM - CURRENT	0.00	0.00	0.00	0.00	0.00	0.0
808-02	INTEREST INCOME	0.00	0.00	0.00	0.00	0.00	0.0
808-03	SP ASSESSM TAX - DELINQUENT	0.00	0.00	0.00	0.00	0.00	0.0
810-00	BLDG FUND TRANSFER TO BOND / INT	0.00	0.00	0.00	0.00	0.00	0.0
810-01	G.F. TRANSFER TO DEBT SERV	0.00	0.00	0.00	0.00	0.00	0.0
TOTAL		0.00	0.00	0.00	0.00	0.00	
TOTAL REVENUES		0.00	0.00	0.00	0.00	0.00	
TOTAL BOND & INTEREST FUND		0.00	0.00	0.00	0.00	0.00	
(12) SPECIAL PROJECTS FUND							

THIS MONTH'S REVENUE REPORT

MARCH 31, 2025

ACCOUNT NUMBER	DESCRIPTION	REVENUE LAST YEAR	ANTICIPATED REVENUE	REVENUE MONTH-TO-DATE	REVENUE YEAR-TO-DATE	COLLECTED REVENUE	% COL
(12) SPECIAL PROJECTS FUND							
(40) REVENUES							
ENCUMBRANCES CANCELLED							
798-01	ENCUMBRANCES CANCELLED	0.00	0.00	0.00	0.00	0.00	0.0
TOTAL ENCUMBRANCES CANCELLED		0.00	0.00	0.00	0.00	0.00	
804-01	TRANSFER FROM GENERAL FUND	0.00	0.00	0.00	0.00	0.00	0.0
804-03	CDBG RECEIVABLE	0.00	0.00	0.00	0.00	0.00	0.0
804-04	BLOCK GRANT PROCEEDS	0.00	0.00	0.00	0.00	0.00	0.0
804-06	INTEREST INCOME	0.00	0.00	0.00	0.00	0.00	0.0
804-07	INTERGOVERNMENTAL REVENUE	0.00	0.00	0.00	0.00	0.00	0.0
808-01	BOND PROCEEDS	0.00	0.00	0.00	0.00	0.00	0.0
808-02	JO DR IMP/BUSINESS IMP FUNDS	0.00	0.00	0.00	0.00	0.00	0.0
TOTAL		0.00	0.00	0.00	0.00	0.00	
TOTAL REVENUES		0.00	0.00	0.00	0.00	0.00	
TOTAL SPECIAL PROJECTS FUND		0.00	0.00	0.00	0.00	0.00	
(13) LAMAR BRIDGE REPLACEMENT							
(40) REVENUES							
801-01	BOND MONEY PROCEEDS	0.00	0.00	0.00	0.00	0.00	0.0
801-02	GOOD FAITH DEPOSIT	0.00	0.00	0.00	0.00	0.00	0.0
851-01	INTEREST INCOME	0.00	0.00	0.00	0.00	0.00	0.0
861-03	INTERGOVERNMENTAL REVENUE	0.00	0.00	0.00	0.00	0.00	0.0
861-04	TRANSFER FROM CIP	0.00	0.00	0.00	0.00	0.00	0.0
TOTAL		0.00	0.00	0.00	0.00	0.00	
TOTAL REVENUES		0.00	0.00	0.00	0.00	0.00	
TOTAL LAMAR BRIDGE REPLACEMENT		0.00	0.00	0.00	0.00	0.00	
(14) ADSAP (ALCOHOL/DRUG SAFE)							
(40) REVENUES							
COMMODITIES							
301-01	ALCOHOL & DRUG SAFETY - RECEIPTS	0.00	0.00	0.00	0.00	0.00	0.0
301-02	ADSAP ADMIN FEE REVENUE	0.00	0.00	0.00	0.00	0.00	0.0
TOTAL COMMODITIES		0.00	0.00	0.00	0.00	0.00	
TOTAL REVENUES		0.00	0.00	0.00	0.00	0.00	
TOTAL ADSAP (ALCOHOL/DRUG SAFE)		0.00	0.00	0.00	0.00	0.00	
(15) REINSTATEMENT FUND							

THIS MONTH'S REVENUE REPORT

MARCH 31, 2025

ACCOUNT NUMBER	DESCRIPTION	REVENUE LAST YEAR	ANTICIPATED REVENUE	REVENUE MONTH-TO-DATE	REVENUE YEAR-TO-DATE	COLLECTED REVENUE	% COL
(15) REINSTATEMENT FUND							
(30) POLICE DEPARTMENT							
COMMODITIES							
301-02	JUDICIAL UPCHARGE REMITTANCE	0.00	0.00	0.00	0.00	0.00	0.0
TOTAL COMMODITIES		0.00	0.00	0.00	0.00	0.00	
TOTAL POLICE DEPARTMENT		0.00	0.00	0.00	0.00	0.00	
(40) REVENUES							
COMMODITIES							
301-01	REINSTATEMENT - RECEIPTS	18,215.64	0.00	1,419.90	3,175.78	3,175.78	
301-02	JUDICIAL SURCHARGE RECEIPTS	4,606.00	0.00	318.00	814.00	814.00	
TOTAL COMMODITIES		22,821.64	0.00	1,737.90	3,989.78	3,989.78	
TOTAL REVENUES		22,821.64	0.00	1,737.90	3,989.78	3,989.78	
TOTAL REINSTATEMENT FUND		22,821.64	0.00	1,737.90	3,989.78	3,989.78	
(16) SPEC LAW ENFORCEMENT TRST							
(40) REVENUES							
COMMODITIES							
301-01	LAW ENFORCEMENT FORFEITURES	13,634.05	0.00	0.00	0.00	0.00	0.0
301-02	INTEREST INCOME	0.00	0.00	0.00	0.00	0.00	0.0
301-03	ASSESSMENTS / PENALTIES ON DRUGS	1,059.75	0.00	0.00	0.00	0.00	0.0
301-04	FEDERAL DOJ FORFEITURES	0.00	0.00	0.00	0.00	0.00	0.0
301-05	FEDERAL TREASURY FORFEITURES	0.00	0.00	0.00	0.00	0.00	0.0
TOTAL COMMODITIES		14,693.80	0.00	0.00	0.00	0.00	
801-05	MISCELLANEOUS INCOME	0.00	0.00	0.00	0.00	0.00	0.0
TOTAL		0.00	0.00	0.00	0.00	0.00	
TOTAL REVENUES		14,693.80	0.00	0.00	0.00	0.00	
TOTAL SPEC LAW ENFORCEMENT TRST		14,693.80	0.00	0.00	0.00	0.00	
(17) RESTRICTED FUNDS							
(40) REVENUES							
COMMODITIES							
333-07	DONATIONS/GIFTS/DEPOSITS	21,000.00	0.00	0.00	12,500.00	12,500.00	
361-01	INS PROCEED FUNDS KSA40-3901	0.00	0.00	0.00	0.00	0.00	0.0
361-12	MISSION 101	0.00	0.00	22,500.00	22,500.00	22,500.00	
TOTAL COMMODITIES		21,000.00	0.00	22,500.00	35,000.00	35,000.00	

THIS MONTH'S REVENUE REPORT

MARCH 31, 2025

ACCOUNT NUMBER	DESCRIPTION	REVENUE LAST YEAR	ANTICIPATED REVENUE	REVENUE MONTH-TO-DATE	REVENUE YEAR-TO-DATE	COLLECTED REVENUE	% COL
(17) RESTRICTED FUNDS							
(40) REVENUES							
TOTAL REVENUES		21,000.00	0.00	22,500.00	35,000.00	35,000.00	
TOTAL RESTRICTED FUNDS		21,000.00	0.00	22,500.00	35,000.00	35,000.00	
(18) SCHOOL DISTR SALES TAX							
(40) REVENUES							
COMMODITIES							
333-07	SCH DISTR SALES TAX	0.00	0.00	0.00	0.00	0.00	0.0
335-07	SCH DISTR USE TAX	0.00	0.00	0.00	0.00	0.00	0.0
351-01	INTEREST INCOME	713.89	0.00	48.67	140.71	140.71	
TOTAL COMMODITIES		713.89	0.00	48.67	140.71	140.71	
TOTAL REVENUES		713.89	0.00	48.67	140.71	140.71	
TOTAL SCHOOL DISTR SALES TAX		713.89	0.00	48.67	140.71	140.71	
(19) MISSION BUSINESS DEVELOPMENT							
(00) TRANSFERS AND RESERVES							
804-01	TRANSFER FROM GENERL FUND	0.00	0.00	0.00	0.00	0.00	0.0
804-04	TRANSFER FROM BLDG FUND	0.00	0.00	0.00	0.00	0.00	0.0
TOTAL		0.00	0.00	0.00	0.00	0.00	
TOTAL TRANSFERS AND RESERVES		0.00	0.00	0.00	0.00	0.00	
(40) REVENUES							
COMMODITIES							
303-08	TRANSIENT GUEST TAX RECEIPTS	104,685.45	90,000.00	0.00	25,187.28	25,187.28	27.9
333-01	CATTLE DRIVE REVENUE	0.00	0.00	0.00	0.00	0.00	0.0
333-02	ARTS COUNCIL REVENUE	0.00	0.00	0.00	0.00	0.00	0.0
333-03	ARTS & EATS REVENUE	0.00	0.00	0.00	0.00	0.00	0.0
333-04	HOLIDAY LIGHTS REVENUE	0.00	0.00	0.00	0.00	0.00	0.0
333-07	SALES TAX	0.00	0.00	0.00	0.00	0.00	0.0
333-09	PROGRAM REVENUES MISC	0.00	0.00	0.00	0.00	0.00	0.0
333-10	HOLIDAY ADOPTIONS	0.00	0.00	0.00	0.00	0.00	0.0
333-15	60TH ANNIVERSARY CELEBRATION	0.00	0.00	0.00	0.00	0.00	0.0
333-20	DOG PARK REVENUE	0.00	0.00	0.00	0.00	0.00	0.0
333-21	MISC REVENUES	0.00	0.00	0.00	0.00	0.00	0.0
351-01	INTEREST INCOME	1,234.96	2,000.00	73.16	211.81	211.81	10.5
TOTAL COMMODITIES		105,920.41	92,000.00	73.16	25,399.09	25,399.09	27.6
ENCUMBRANCES CANCELLED							
798-01	ENCUMBRANCES CANCELLED	0.00	0.00	0.00	0.00	0.00	0.0
TOTAL ENCUMBRANCES CANCELLED		0.00	0.00	0.00	0.00	0.00	

THIS MONTH'S REVENUE REPORT

MARCH 31, 2025

ACCOUNT NUMBER	DESCRIPTION	REVENUE LAST YEAR	ANTICIPATED REVENUE	REVENUE MONTH-TO-DATE	REVENUE YEAR-TO-DATE	COLLECTED REVENUE	% COL
(19) MISSION BUSINESS DEVELOPMENT							
(40) REVENUES							
TOTAL REVENUES		105,920.41	92,000.00	73.16	25,399.09	25,399.09	27.6
TOTAL MISSION BUSINESS DEVELOPMENT		105,920.41	92,000.00	73.16	25,399.09	25,399.09	27.6
(22) STORM DRAIN UTILITY							
(00) TRANSFERS AND RESERVES							
001-00	TRANSFER FROM GENERAL FUND	0.00	0.00	0.00	0.00	0.00	0.0
025-00	TRANSF FROM CIP FUND	0.00	0.00	0.00	0.00	0.00	0.0
026-00	TRANSFER FROM RC DRAINAGE #1	12,000.00	12,000.00	0.00	0.00	0.00	0.0
027-00	TRANSFER FROM RC DRAINAGE #2	65,000.00	100,000.00	0.00	0.00	0.00	0.0
TOTAL		77,000.00	112,000.00	0.00	0.00	0.00	0.0
TOTAL TRANSFERS AND RESERVES		77,000.00	112,000.00	0.00	0.00	0.00	0.0
(40) REVENUES							
COMMODITIES							
303-02	STORM DRAIN PROPERTY TAX	0.00	0.00	0.00	0.00	0.00	0.0
303-03	STORM DRAIN PROP TAX DEL	0.00	0.00	0.00	0.00	0.00	0.0
303-04	STORM DRAIN MOTOR VEH TAX	0.00	0.00	0.00	0.00	0.00	0.0
303-05	TELECOM	0.00	0.00	0.00	0.00	0.00	0.0
303-06	M & E SLIDER	0.00	0.00	0.00	0.00	0.00	0.0
351-01	INTEREST INCOME	102,360.92	25,000.00	9,096.95	23,591.44	23,591.44	94.3
361-01	REIMBURSED EXPENSES	0.00	0.00	0.00	0.00	0.00	0.0
361-03	INTERGOVERNMENTAL REVENUE	125,845.30	0.00	0.00	0.00	0.00	0.0
361-06	STORM DRAIN USER FEES	2,466,594.70	2,500,000.00	72,554.50	1,500,382.32	1,500,382.32	60.0
361-07	STORM DRAIN USER FEES DEL	40,256.24	50,000.00	6,657.21	6,657.21	6,657.21	13.3
361-08	GATEWAY SPECIAL ASSESSMENT	898,679.83	0.00	0.00	0.00	0.00	0.0
361-09	ROELAND COURT CID SPECIAL ASSE	15,766.60	15,767.00	0.00	9,065.88	9,065.88	57.4
363-01	MISCELLANEOUS INCOME	0.00	0.00	0.00	0.00	0.00	0.0
TOTAL COMMODITIES		3,649,503.59	2,590,767.00	88,308.66	1,539,696.85	1,539,696.85	59.4
ENCUMBRANCES CANCELLED							
798-01	ENCUMBRANCES CANCELLED	0.00	0.00	0.00	0.00	0.00	0.0
TOTAL ENCUMBRANCES CANCELLED		0.00	0.00	0.00	0.00	0.00	
801-01	BOND PROCEEDS	0.00	0.00	0.00	0.00	0.00	0.0
TOTAL		0.00	0.00	0.00	0.00	0.00	
TOTAL REVENUES		3,649,503.59	2,590,767.00	88,308.66	1,539,696.85	1,539,696.85	59.4
TOTAL STORM DRAIN UTILITY		3,726,503.59	2,702,767.00	88,308.66	1,539,696.85	1,539,696.85	56.9
(24) EQUIPMENT RESERVE AND REPLACEMENT							

THIS MONTH'S REVENUE REPORT

MARCH 31, 2025

ACCOUNT NUMBER	DESCRIPTION	REVENUE LAST YEAR	ANTICIPATED REVENUE	REVENUE MONTH-TO-DATE	REVENUE YEAR-TO-DATE	COLLECTED REVENUE	% COL
(24) EQUIPMENT RESERVE AND REPLACEMENT							
(00) TRANSFERS AND RESERVES							
001-00	TRANSFER FROM GENERAL FUND	130,000.00	137,500.00	0.00	0.00	0.00	0.0
025-00	TRANSFER FROM CAPITAL IMPROVEM	0.00	0.00	0.00	0.00	0.00	0.0
TOTAL		130,000.00	137,500.00	0.00	0.00	0.00	0.0
TOTAL TRANSFERS AND RESERVES		130,000.00	137,500.00	0.00	0.00	0.00	0.0
(40) REVENUES							
COMMODITIES							
361-07	SALES OF FIXED ASSETS	108,700.00	165,000.00	0.00	0.00	0.00	0.0
361-12	INSURANCE PROCEEDS	30,606.75	0.00	0.00	0.00	0.00	0.0
TOTAL COMMODITIES		139,306.75	165,000.00	0.00	0.00	0.00	0.0
804-01	TRANSFER FROM GENERAL FUND	0.00	0.00	0.00	0.00	0.00	0.0
804-06	INTEREST INCOME	1,968.36	500.00	0.00	0.00	0.00	0.0
808-03	INTEREST INCOME	0.00	0.00	0.00	0.00	0.00	0.0
TOTAL		1,968.36	500.00	0.00	0.00	0.00	0.0
TOTAL REVENUES		141,275.11	165,500.00	0.00	0.00	0.00	0.0
TOTAL EQUIPMENT RESERVE AND REPLACEMENT		271,275.11	303,000.00	0.00	0.00	0.00	0.0
(25) CAPITAL IMPROVEMENT FUND							
(40) REVENUES							
011-00	TRANSFER FROM DEBT SERVICE	0.00	0.00	0.00	0.00	0.00	0.0
040-00	TRANS FROM STREET SALES TAX	800,000.00	0.00	0.00	0.00	0.00	0.0
TOTAL		800,000.00	0.00	0.00	0.00	0.00	
ENCUMBRANCES CANCELLED							
798-01	ENCUMBRANCES CANCELLED	0.00	0.00	0.00	0.00	0.00	0.0
TOTAL ENCUMBRANCES CANCELLED		0.00	0.00	0.00	0.00	0.00	
804-01	TRANSFER FROM GENERAL FUND	1,400,000.00	1,380,000.00	0.00	0.00	0.00	0.0
804-02	TRANSFER FROM BLDG FUND	0.00	0.00	0.00	0.00	0.00	0.0
804-03	TRANSFER FROM SPECIAL PROJ	0.00	0.00	0.00	0.00	0.00	0.0
804-04	TRANSFER FROM STORMWATER	0.00	0.00	0.00	0.00	0.00	0.0
804-05	TRANSFER FROM SPEC HWY	0.00	0.00	0.00	0.00	0.00	0.0
804-06	INTEREST INCOME	45,982.97	10,000.00	241.49	699.30	699.30	6.9
804-07	INTERGOVERNMENTAL REVENUE	1,401,232.90	1,200,385.00	121,964.67	723,070.52	723,070.52	60.2

THIS MONTH'S REVENUE REPORT

MARCH 31, 2025

ACCOUNT NUMBER	DESCRIPTION	REVENUE LAST YEAR	ANTICIPATED REVENUE	REVENUE MONTH-TO-DATE	REVENUE YEAR-TO-DATE	COLLECTED REVENUE	% COL
(25) CAPITAL IMPROVEMENT FUND							
(40) REVENUES							
804-08	SALE OF PROPERTY	0.00	0.00	0.00	0.00	0.00	0.0
804-09	MISCELLANEOUS REVENUE	0.00	0.00	0.00	0.00	0.00	0.0
804-10	WEST GATEWAY PLAN REVIEW FEES	0.00	0.00	0.00	0.00	0.00	0.0
804-11	TRANF FROM LAMAR BRIDGE	0.00	0.00	0.00	0.00	0.00	0.0
804-15	MISSION PET MART LOAN	64,360.00	64,360.00	5,372.50	16,097.50	16,097.50	25.0
804-20	SPEC BENEFIT DIST REV	0.00	0.00	0.00	0.00	0.00	0.0
804-26	TRANSFER FROM RC DRAINAGE #1	0.00	0.00	0.00	0.00	0.00	0.0
804-27	TRANSFER FROM RC DRAINAGE #2	0.00	0.00	0.00	0.00	0.00	0.0
808-01	BOND PROCEEDS	0.00	0.00	0.00	0.00	0.00	0.0
TOTAL		2,911,575.87	2,654,745.00	127,578.66	739,867.32	739,867.32	27.8
TOTAL REVENUES		3,711,575.87	2,654,745.00	127,578.66	739,867.32	739,867.32	27.8
TOTAL CAPITAL IMPROVEMENT FUND		3,711,575.87	2,654,745.00	127,578.66	739,867.32	739,867.32	27.8
(26) ROCK CREEK DRAINAGE DIST #1							
(40) REVENUES							
COMMODITIES							
301-01	REAL ESTATE TAX - CURRENT	3,642.18	31,822.00	0.08	28.98	28.98	0.0
301-02	REAL ESTATE TAX - DELINQUENT	42,287.09	0.00	0.00	0.00	0.00	0.0
351-01	INTEREST INCOME	65.33	50.00	82.15	238.19	238.19	476.3
361-03	INTERGOVERNMENTAL REVENUE	0.00	0.00	0.00	0.00	0.00	0.0
363-01	MISCELLANEOUS REVENUE	0.00	0.00	0.00	0.00	0.00	0.0
TOTAL COMMODITIES		38,710.24	31,872.00	82.23	267.17	267.17	0.8
801-01	BOND PROCEEDS	0.00	0.00	0.00	0.00	0.00	0.0
TOTAL		0.00	0.00	0.00	0.00	0.00	
TOTAL REVENUES		38,710.24	31,872.00	82.23	267.17	267.17	0.8
TOTAL ROCK CREEK DRAINAGE DIST #1		38,710.24	31,872.00	82.23	267.17	267.17	0.8
(27) ROCK CREEK DRAINAGE DIST #2							
(40) REVENUES							
COMMODITIES							
301-01	REAL ESTATE TAX - CURRENT	62,983.53	103,537.00	1,987.84	40,581.07	40,581.07	39.1
301-02	REAL ESTATE TAX - DELINQUENT	93.16	1,000.00	0.52	379.63	379.63	37.9
351-01	INTEREST INCOME	1,511.40	100.00	3.41	9.90	9.90	9.9
361-03	INTERGOVERNMENTAL REVENUE	0.00	0.00	0.00	0.00	0.00	0.0
363-01	MISCELLANEOUS REVENUE	0.00	0.00	0.00	0.00	0.00	0.0
TOTAL COMMODITIES		64,588.09	104,637.00	1,990.73	40,970.60	40,970.60	39.1

THIS MONTH'S REVENUE REPORT

MARCH 31, 2025

ACCOUNT NUMBER	DESCRIPTION	REVENUE LAST YEAR	ANTICIPATED REVENUE	REVENUE MONTH-TO-DATE	REVENUE YEAR-TO-DATE	COLLECTED REVENUE	% COL
(27) ROCK CREEK DRAINAGE DIST #2							
(40) REVENUES							
801-01	BOND PROCEEDS	0.00	0.00	0.00	0.00	0.00	0.0
	TOTAL	0.00	0.00	0.00	0.00	0.00	
	TOTAL REVENUES	64,588.09	104,637.00	1,990.73	40,970.60	40,970.60	39.1
TOTAL ROCK CREEK DRAINAGE DIST #2		64,588.09	104,637.00	1,990.73	40,970.60	40,970.60	39.1
(30) SOLID WASTE UTILITY FUND							
(40) REVENUES							
804-01	TRANSFER FROM GENERAL FUND	40,000.00	55,000.00	0.00	0.00	0.00	0.0
804-03	UTILITY ASSESSMENTS	569,403.79	575,000.00	14,845.02	329,855.82	329,855.82	57.3
804-06	INTEREST INCOME	16,389.84	7,500.00	1,989.58	5,034.57	5,034.57	67.1
804-07	INTERGOVERNMENTAL REVENUE	0.00	0.00	0.00	0.00	0.00	0.0
804-09	MISCELLANEOUS REVENUE	0.00	0.00	0.00	0.00	0.00	0.0
804-10	TRASH & YARD WASTE STICKER REV	2,568.00	2,500.00	240.00	580.50	580.50	23.2
804-11	YARD WASTE STICKER REVENUE	0.00	0.00	0.00	0.00	0.00	0.0
804-12	COMMERCIAL RECYCLING PROGRAM	0.00	0.00	0.00	0.00	0.00	0.0
804-15	RECYCLING REBATE REVENUE	0.00	0.00	0.00	0.00	0.00	0.0
	TOTAL	628,361.63	640,000.00	17,074.60	335,470.89	335,470.89	52.4
	TOTAL REVENUES	628,361.63	640,000.00	17,074.60	335,470.89	335,470.89	52.4
TOTAL SOLID WASTE UTILITY FUND		628,361.63	640,000.00	17,074.60	335,470.89	335,470.89	52.4
(31) ARPA FUND							
(40) REVENUES							
COMMODITIES							
361-03	INTERGOVERNMENTAL REVENUE	0.00	0.00	0.00	0.00	0.00	0.0
	TOTAL COMMODITIES	0.00	0.00	0.00	0.00	0.00	
	TOTAL REVENUES	0.00	0.00	0.00	0.00	0.00	
TOTAL ARPA FUND		0.00	0.00	0.00	0.00	0.00	
(32) OPIOID SETTLEMENT FUND							
(40) REVENUES							
COMMODITIES							
307-02	OPIOID SETTLEMENT FUND	30,688.34	0.00	0.00	1,492.12	1,492.12	
	TOTAL COMMODITIES	30,688.34	0.00	0.00	1,492.12	1,492.12	

THIS MONTH'S REVENUE REPORT

MARCH 31, 2025

ACCOUNT NUMBER	DESCRIPTION	REVENUE LAST YEAR	ANTICIPATED REVENUE	REVENUE MONTH-TO-DATE	REVENUE YEAR-TO-DATE	COLLECTED REVENUE	% COL
(32) OPIOID SETTLEMENT FUND							
(40) REVENUES							
TOTAL REVENUES		30,688.34	0.00	0.00	1,492.12	1,492.12	
TOTAL OPIOID SETTLEMENT FUND		30,688.34	0.00	0.00	1,492.12	1,492.12	
(33) FAMILY ADOPTION FUND							
(40) REVENUES							
COMMODITIES							
333-07	DONATIONS	2,194.00	0.00	0.00	0.00	0.00	0.0
361-01	REIMBURSED EXPENSE	40,000.00	0.00	0.00	0.00	0.00	0.0
TOTAL COMMODITIES		42,194.00	0.00	0.00	0.00	0.00	
TOTAL REVENUES		42,194.00	0.00	0.00	0.00	0.00	
TOTAL FAMILY ADOPTION FUND		42,194.00	0.00	0.00	0.00	0.00	
(35) TRANSPORTATION FUND							
(00) TRANSFERS AND RESERVES							
001-11	TRANSFER FROM GENERAL FUND	0.00	0.00	0.00	0.00	0.00	0.0
003-00	TRANSFER FROM SPEC HWY FUND	0.00	0.00	0.00	0.00	0.00	0.0
025-00	TRANSFER FROM CAP IMPROVE FUND	0.00	0.00	0.00	0.00	0.00	0.0
TOTAL		0.00	0.00	0.00	0.00	0.00	
COMMODITIES							
361-06	UTILITY FEES	0.00	0.00	0.00	0.00	0.00	0.0
TOTAL COMMODITIES		0.00	0.00	0.00	0.00	0.00	
808-01	BOND PROCEEDS	0.00	0.00	0.00	0.00	0.00	0.0
TOTAL		0.00	0.00	0.00	0.00	0.00	
TOTAL TRANSFERS AND RESERVES		0.00	0.00	0.00	0.00	0.00	
(40) REVENUES							
001-00	TRANSFER FROM GENERAL FUND	0.00	0.00	0.00	0.00	0.00	0.0
040-00	TRANS FROM STREET SALES TAX	0.00	0.00	0.00	0.00	0.00	0.0
TOTAL		0.00	0.00	0.00	0.00	0.00	
COMMODITIES							

THIS MONTH'S REVENUE REPORT

MARCH 31, 2025

ACCOUNT NUMBER	DESCRIPTION	REVENUE LAST YEAR	ANTICIPATED REVENUE	REVENUE MONTH-TO-DATE	REVENUE YEAR-TO-DATE	COLLECTED REVENUE	% COL
(35) TRANSPORTATION FUND							
(40) REVENUES							
COMMODITIES							
303-02	SALES TAX RECEIPTS	0.00	0.00	0.00	0.00	0.00	0.0
351-01	INTEREST/INVESTMENTS	0.00	0.00	0.00	0.00	0.00	0.0
361-01	REIMBURSED EXPENSES	0.00	0.00	0.00	0.00	0.00	0.0
361-03	INTERGOVERNMENTAL REVENUE	0.00	0.00	0.00	0.00	0.00	0.0
361-06	TRANS UTILITY FEES	0.00	0.00	0.00	0.00	0.00	0.0
361-07	TRANS UTILITY FEES - DELINQ	0.00	0.00	0.00	0.00	0.00	0.0
363-01	MISCELLANEOUS REVENUE	0.00	0.00	0.00	0.00	0.00	0.0
TOTAL COMMODITIES		0.00	0.00	0.00	0.00	0.00	
804-06	INTEREST INCOME	18.00	0.00	0.00	0.00	0.00	0.0
TOTAL		18.00	0.00	0.00	0.00	0.00	
TOTAL REVENUES		18.00	0.00	0.00	0.00	0.00	
TOTAL TRANSPORTATION FUND		18.00	0.00	0.00	0.00	0.00	
(40) STREET SALES TAX BOND FUND							
(40) REVENUES							
001-00	TRANSFER FROM GENERAL FUND	0.00	0.00	0.00	0.00	0.00	0.0
025-00	TRANSFER FROM CAP IMP FUND	0.00	0.00	0.00	0.00	0.00	0.0
035-00	TRANS FROM TRANSPORTATION	0.00	0.00	0.00	0.00	0.00	0.0
TOTAL		0.00	0.00	0.00	0.00	0.00	
804-09	MISCELLANEOUS REVENUE	0.00	0.00	0.00	0.00	0.00	0.0
808-01	BOND PROCEEDS	0.00	0.00	0.00	0.00	0.00	0.0
808-02	SALES TAX RECEIPTS	1,201,630.49	0.00	99,249.36	299,187.95	299,187.95	
808-03	INTEREST INCOME	51,037.75	0.00	2,954.31	8,616.77	8,616.77	
TOTAL		1,252,668.24	0.00	102,203.67	307,804.72	307,804.72	
TOTAL REVENUES		1,252,668.24	0.00	102,203.67	307,804.72	307,804.72	
TOTAL STREET SALES TAX BOND FUND		1,252,668.24	0.00	102,203.67	307,804.72	307,804.72	
(45) PARKS & REC SALES TAX BOND FUND							
(40) REVENUES							
001-00	TRANSFER FROM GENERAL FUND	0.00	0.00	0.00	0.00	0.00	0.0
TOTAL		0.00	0.00	0.00	0.00	0.00	

THIS MONTH'S REVENUE REPORT

MARCH 31, 2025

ACCOUNT NUMBER	DESCRIPTION	REVENUE LAST YEAR	ANTICIPATED REVENUE	REVENUE MONTH-TO-DATE	REVENUE YEAR-TO-DATE	COLLECTED REVENUE	% COL
(45) PARKS & REC SALES TAX BOND FUND							
(40) REVENUES							
808-01	BOND PROCEEDS	0.00	0.00	0.00	0.00	0.00	0.0
808-02	SALES TAX RECEIPTS	1,201,630.49	1,195,000.00	99,249.36	299,187.95	299,187.95	25.0
808-03	INTEREST INCOME	73,276.19	25,000.00	1,518.37	4,448.72	4,448.72	17.7
808-04	INTERGOVERNMENTAL REVENUE	394,560.00	0.00	0.00	0.00	0.00	0.0
808-05	MISCELLANEOUS REVENUE	0.00	0.00	0.00	0.00	0.00	0.0
TOTAL		1,669,466.68	1,220,000.00	100,767.73	303,636.67	303,636.67	24.8
TOTAL REVENUES		1,669,466.68	1,220,000.00	100,767.73	303,636.67	303,636.67	24.8
TOTAL PARKS & REC SALES TAX BOND FUND		1,669,466.68	1,220,000.00	100,767.73	303,636.67	303,636.67	24.8
(50) MISSION TRAILS TIF/CID							
(40) REVENUES							
COMMODITIES							
301-03	MISSION TRAILS TIF PROP TAX	579,211.40	390,000.00	0.00	276,276.31	276,276.31	70.8
303-15	MISSION TRAILS CID SALES TAX	0.00	0.00	0.00	0.00	0.00	0.0
303-16	MISSION TRAILS TIF SALES TAX	0.00	0.00	0.00	0.00	0.00	0.0
TOTAL COMMODITIES		579,211.40	390,000.00	0.00	276,276.31	276,276.31	70.8
TOTAL REVENUES		579,211.40	390,000.00	0.00	276,276.31	276,276.31	70.8
TOTAL MISSION TRAILS TIF/CID		579,211.40	390,000.00	0.00	276,276.31	276,276.31	70.8
(55) SILVERCREST AT BROADMOOR FUND							
(40) REVENUES							
COMMODITIES							
301-03	SILVERCREST TIF PROP TAX	11,498.63	0.00	0.00	8,548.31	8,548.31	
303-15	SILVERCREST CID SALES TAX	0.00	0.00	0.00	0.00	0.00	0.0
303-16	SILVERCREST TIF SALES TAX	0.00	0.00	0.00	0.00	0.00	0.0
TOTAL COMMODITIES		11,498.63	0.00	0.00	8,548.31	8,548.31	
TOTAL REVENUES		11,498.63	0.00	0.00	8,548.31	8,548.31	
TOTAL SILVERCREST AT BROADMOOR FUND		11,498.63	0.00	0.00	8,548.31	8,548.31	
(60) MISSION CROSSING TIF FUND							
(40) REVENUES							
COMMODITIES							
301-03	MISSION CROSSING TIF PROP TAX	309,752.36	275,000.00	0.00	207,453.17	207,453.17	75.4
303-15	MISSION CROSSING CID SALES TAX	115,041.98	110,000.00	8,575.04	19,652.99	19,652.99	17.8
303-16	MISSION CROSSING TIF SALES TAX	140,948.46	110,000.00	5,200.53	25,314.43	25,314.43	23.0

THIS MONTH'S REVENUE REPORT

MARCH 31, 2025

ACCOUNT NUMBER	DESCRIPTION	REVENUE LAST YEAR	ANTICIPATED REVENUE	REVENUE MONTH-TO-DATE	REVENUE YEAR-TO-DATE	COLLECTED REVENUE	% COL
(60) MISSION CROSSING TIF FUND							
(40) REVENUES							
COMMODITIES							
363-01	MISCELLANEOUS	0.00	0.00	0.00	0.00	0.00	0.0
TOTAL COMMODITIES		565,742.80	495,000.00	13,775.57	252,420.59	252,420.59	50.9
TOTAL REVENUES		565,742.80	495,000.00	13,775.57	252,420.59	252,420.59	50.9
TOTAL MISSION CROSSING TIF FUND		565,742.80	495,000.00	13,775.57	252,420.59	252,420.59	50.9
(63) GATEWAY TIF DISTRICT (ROCK CREEK 1)							
(40) REVENUES							
COMMODITIES							
301-03	GATEWAY TIF PROPERTY TAX	36,009.74	0.00	0.00	0.00	0.00	0.0
303-15	GATEWAY CID SALES TAX	0.00	0.00	0.00	0.00	0.00	0.0
303-16	GATEWAY TIF SALES TAX	0.00	0.00	0.00	0.00	0.00	0.0
TOTAL COMMODITIES		36,009.74	0.00	0.00	0.00	0.00	
TOTAL REVENUES		36,009.74	0.00	0.00	0.00	0.00	
TOTAL GATEWAY TIF DISTRICT (ROCK CREEK 1		36,009.74	0.00	0.00	0.00	0.00	
(64) ROCK CREEK TIF DIST #2							
(40) REVENUES							
COMMODITIES							
301-03	ROCK CREEK TIF #2 PROP TAX	85,488.26	0.00	3,716.15	59,668.51	59,668.51	
301-15	ROCK CREEK TIF#2 CID SALES TAX	0.00	0.00	0.00	0.00	0.00	0.0
303-16	ROCK CREEK TIF #2 TIF SALES TX	0.00	0.00	0.00	0.00	0.00	0.0
TOTAL COMMODITIES		85,488.26	0.00	3,716.15	59,668.51	59,668.51	
TOTAL REVENUES		85,488.26	0.00	3,716.15	59,668.51	59,668.51	
TOTAL ROCK CREEK TIF DIST #2		85,488.26	0.00	3,716.15	59,668.51	59,668.51	
(65) CORNERSTONE COMMONS FUND							
(40) REVENUES							
COMMODITIES							
303-18	CID SALES TAX	73,483.35	72,000.00	6,265.20	18,774.30	18,774.30	26.0
363-01	MISCELLANEOUS	5,000.00	0.00	0.00	0.00	0.00	0.0
TOTAL COMMODITIES		78,483.35	72,000.00	6,265.20	18,774.30	18,774.30	26.0
TOTAL REVENUES		78,483.35	72,000.00	6,265.20	18,774.30	18,774.30	26.0

THIS MONTH'S REVENUE REPORT

MARCH 31, 2025

ACCOUNT NUMBER	DESCRIPTION	REVENUE LAST YEAR	ANTICIPATED REVENUE	REVENUE MONTH-TO-DATE	REVENUE YEAR-TO-DATE	COLLECTED REVENUE	% COL
(65) CORNERSTONE COMMONS FUND							
TOTAL CORNERSTONE COMMONS FUND		78,483.35	72,000.00	6,265.20	18,774.30	18,774.30	26.0
(66) CAPITOL FEDERAL TIF FUND							
(40) REVENUES							
COMMODITIES							
301-03	CAPITOL FEDERAL TIF PROP TAX	21,237.58	23,500.00	0.00	11,093.06	11,093.06	47.2
303-15	CAPITOL FEDERAL CID SALES TAX	0.00	0.00	0.00	0.00	0.00	0.0
303-16	CAPITOL FEDERAL TIF SALES TAX	0.00	0.00	0.00	0.00	0.00	0.0
TOTAL COMMODITIES		21,237.58	23,500.00	0.00	11,093.06	11,093.06	47.2
TOTAL REVENUES		21,237.58	23,500.00	0.00	11,093.06	11,093.06	47.2
TOTAL CAPITOL FEDERAL TIF FUND		21,237.58	23,500.00	0.00	11,093.06	11,093.06	47.2
(67) MISSION BOWL TIF FUND							
(40) REVENUES							
COMMODITIES							
301-03	MISSION BOWL TIF PROPERTY TAX	78,142.50	0.00	0.00	276,711.23	276,711.23	
303-15	MISSION BOWL CID SALES TAX	0.00	0.00	0.00	0.00	0.00	0.0
303-16	MISSION BOWL TIF SALES TAX	0.00	0.00	0.00	0.00	0.00	0.0
TOTAL COMMODITIES		78,142.50	0.00	0.00	276,711.23	276,711.23	
TOTAL REVENUES		78,142.50	0.00	0.00	276,711.23	276,711.23	
TOTAL MISSION BOWL TIF FUND		78,142.50	0.00	0.00	276,711.23	276,711.23	
(68) ROCK CREEK TIF DIST #3							
(40) REVENUES							
COMMODITIES							
301-03	ROCK CREEK TIF #3 PROP TAX	40,548.97	0.00	0.00	0.00	0.00	0.0
303-15	ROCK CREEK TIF #3 CID SALES TX	0.00	0.00	0.00	0.00	0.00	0.0
303-16	ROCK CREEK TIF #3 TIF SALES TX	0.00	0.00	0.00	0.00	0.00	0.0
TOTAL COMMODITIES		40,548.97	0.00	0.00	0.00	0.00	
TOTAL REVENUES		40,548.97	0.00	0.00	0.00	0.00	
TOTAL ROCK CREEK TIF DIST #3		40,548.97	0.00	0.00	0.00	0.00	
(69) ROCK CREEK TIF DIST #4							
(40) REVENUES							
COMMODITIES							

THIS MONTH'S REVENUE REPORT

MARCH 31, 2025

ACCOUNT NUMBER	DESCRIPTION	REVENUE LAST YEAR	ANTICIPATED REVENUE	REVENUE MONTH-TO-DATE	REVENUE YEAR-TO-DATE	COLLECTED REVENUE	% COL
(69) ROCK CREEK TIF DIST #4							
(40) REVENUES							
COMMODITIES							
301-03	ROCK CREEK TIF #4 PROP TAX	27,070.09	0.00	0.00	12,020.33	12,020.33	
303-15	ROCK CREEK TIF #4 CID SALES TX	0.00	0.00	0.00	0.00	0.00	0.0
303-16	ROCK CREEK TIF #4 TIF SALES TX	0.00	0.00	0.00	0.00	0.00	0.0
TOTAL COMMODITIES		27,070.09	0.00	0.00	12,020.33	12,020.33	
TOTAL REVENUES		27,070.09	0.00	0.00	12,020.33	12,020.33	
TOTAL ROCK CREEK TIF DIST #4		27,070.09	0.00	0.00	12,020.33	12,020.33	
(70) MISSION FARM AND FLOWER MARKET							
(40) REVENUES							
PERSONNEL SERVICES							
001-00	TRANSFER FROM GENERAL FUND	0.00	0.00	0.00	0.00	0.00	0.0
TOTAL		0.00	0.00	0.00	0.00	0.00	
COMMODITIES							
100-01	MISCELLANEOUS REVENUE	5.53	0.00	0.00	0.00	0.00	0.0
100-03	VENDOR STALL REVENUE	8,594.71	0.00	0.00	0.00	0.00	0.0
100-04	TSHIRT SALES	1,020.05	0.00	0.00	0.00	0.00	0.0
100-05	SPONSORSHIPS	8,800.00	0.00	0.00	0.00	0.00	0.0
TOTAL PERSONNEL SERVICES		18,420.29	0.00	0.00	0.00	0.00	
TOTAL REVENUES		18,420.29	0.00	0.00	0.00	0.00	
TOTAL MISSION FARM AND FLOWER MARKET		18,420.29	0.00	0.00	0.00	0.00	
TOTAL COMMODITIES		0.00	0.00	0.00	0.00	0.00	
TOTAL REVENUES		18,420.29	0.00	0.00	0.00	0.00	
TOTAL MISSION FARM AND FLOWER MARKET		18,420.29	0.00	0.00	0.00	0.00	
GRAND TOTAL		28,326,643.35	25,545,476.00	1,753,491.42	9,261,618.89	9,261,618.89	36.2

**City of Mission
Claims Dated
March-2025**

Approval of the claims against the City of Mission, Kansas and for the payment of the current and accrued expenses of said City to be paid out of the various funds as is hereinafter specified.

That the sums hereinafter mentioned are hereby approved to be paid out of the funds not otherwise appropriated, respectively as follows:

01	GENERAL FUND	\$431,276.65
03	SPECIAL HIGHWAY	\$17,738.99
08	MUNICIPAL COURT	\$0.00
09	SPECIAL ALCOHOL/DRUG PROGRAMS	\$65,000.00
10	SPECIAL PARKS & REC	\$3,839.57
14	ALCOHOL/DRUG SAFETY ACTION PROGRAM	\$0.00
15	COURT REINSTATEMENT FEES	\$693.88
16	SPECIAL LAW ENFORCEMENT	\$0.00
17	RESTRICTED FUNDS	\$0.00
18	SCHOOL DISTRICT	\$0.00
19	MISSION BUSINESS DEVELOPMENT COMMITTEE	\$0.00
22	STORM WATER	\$31,911.11
24	EQUIPMENT RESERVE AND REPLACEMENT FUND	\$0.00
25	CAPITAL IMPROVEMENT	\$27,931.20
26	ROCK CREEK DRAINAGE DISTRICT #1	\$0.00
27	ROCK CREEK DRAINAGE DISTRICT #2	\$0.00
30	SOLID WASTE UTILITY FUND	\$56,441.09
32	OPOID FUND	\$0.00
33	FAMILY ADOPTION	\$0.00
35	TRANSPORTATION FUND	\$0.00
40	STREET SALES TAX FUND	\$0.00
45	PARKS & REC SALES TAX BOND	\$19,355.00
50	MISSION TRAILS TIF	\$0.00
60	MISSION CROSSING TIF/CID	\$171,231.92
65	CORNERSTONE COMMONS CID	\$0.00
70	MISSION FARM & FLOWER MARKET	\$0.00
TOTAL		<u>\$825,419.41</u>

The Mayor and Deputy City Administrator have drawn the warrants of the City in favor of the persons named in said list of claims for the amounts set opposite their respective names, the same having been duly audited and allowed.

Respectfully submitted,

Christine Korth

Christine Korth, Budget and Finance Manager

CHECK DATE	DATE	PO #	T	INVOICE NUMBER	VEND	V E N D O R N A M E	INVOICE DESCRIPTION	INVOICE AMT	CHECK NUMBER
03-20-2025	03-07-2025	090892		9433012283	5713	3M	SIGN SHOP SUPPLIES	490.50	200123
03-27-2025	03-16-2025	090955		9705	0830	ADVANCE AUTO PARTS	WASHER FLUID/OIL/GLASS CLNR	120.69	200170
03-31-2025	03-25-2025	091029		566118	0003	AFLAC REMITTANCE PROC SERVICES	APRIL, 2025 PREMIUM	2,631.93	AC1429
03-13-2025	03-03-2025	090735		51404	4691	AGENDA USA INC	TRANSP.-EXTENDED TRAVEL	296.00	200002
03-20-2025	03-11-2025	090894		9159076586	3746	AIRGAS USA LLC	GAS - PUB WKS	129.26	200124
03-13-2025	02-28-2025	090736		5514795239	3746	AIRGAS USA LLC	RENTAL-HELIUM	25.58	200003
TOTAL FOR VENDOR								154.84	
03-27-2025	03-12-2025	090956		99599	7260	ALL CITY MANAGEMENT	SCHOOL CROSSING GUARD SVCS	1,700.00	200171
03-13-2025	02-26-2025	090737		99234	7260	ALL CITY MANAGEMENT	SCHOOL CROSSING GUARD SVCS	837.25	200004
TOTAL FOR VENDOR								2,537.25	
03-20-2025	03-14-2025	090895		92751	0484	ALL NATIONS FLAG CO INC	MISSION LOGO FLAGS	564.00	200125
03-20-2025	03-01-2025	090951		FEB-2025	8739	AMAZON CAPITAL SERVICES	FEBRUARY, 2025 PURCHASES	5,431.00	200126
03-20-2025	03-17-2025	090896		54975	0723	AMERICAN EQUIPMENT CO	TRUCK #688	37.88	200127
03-13-2025	03-10-2025	090817		54882	0723	AMERICAN EQUIPMENT CO	SALT SPINNER TRUCK #688	494.36	200005
TOTAL FOR VENDOR								532.24	
03-27-2025	03-20-2025	090957		BBALL.0320	0420	ANDERSON, CHARNAI	BBALL REFEREE: 3/20/25	70.00	200172
03-27-2025	03-27-2025	090957		BBALL.0327	0420	ANDERSON, CHARNAI	BBALL REFEREE: 3/27/25	70.00	200172
03-20-2025	03-13-2025	090898		BBALL.0313	0420	ANDERSON, CHARNAI	BBALL REFEREE: 3/13/25	105.00	200128
03-13-2025	03-06-2025	090739		BBALL.0306	0420	ANDERSON, CHARNAI	BBALL REFEREE: 3/06/25	105.00	200006
TOTAL FOR VENDOR								350.00	
03-20-2025	03-18-2025	090900		3-18-25	0325	ARELLANO, OLGA	COURT INTERPRETER: 3/18/25	125.00	200129
03-13-2025	02-19-2025	090740		FEB-2025	7413	AT&T - CIRCUIT	FEBRUARY 2025 CIRCUIT	517.06	200007
03-13-2025	02-19-2025	090741		FEB-2025	7506	AT&T - VOIP	FEBRUARY, 2025 VOIP	564.79	200008
03-27-2025	03-20-2025	090958		2483871	0030	AUGUSTINE SERVICES INC.	QTRLY PEST CONTROL 3/20/25	146.16	200173
03-13-2025	03-10-2025	090877		951395	0061	BAKER, KRISTIN	RENTAL REFUND-PERMIT #5125	50.00	200009
03-20-2025	02-04-2025	090456		961695	0424	BAKER, SHELBY	RENTAL REFUND-PERMIT #5605	50.00	200169
03-31-2025	03-11-2025	091024		IN3391794	6931	BASIC	MARCH '25 FSA ADMIN FEES	174.07	AC1424
03-13-2025	02-25-2025	090818		239765-1	8479	BERGMAN INCENTIVES INC	PUB WKS-STAFF CLOTHING	1,151.89	200010
03-13-2025	02-28-2025	090819		76-1755136	6411	BLACK & MCDONALD	STREETLIGHT MAINTENANCE FEE	4,381.44	200011
03-13-2025	02-28-2025	090852		76-1757149	6411	BLACK & MCDONALD	ANDERSEN PK-REPAIRED LIGHTS	3,893.84	200011
03-13-2025	02-28-2025	090820		76-1757179	6411	BLACK & MCDONALD	TRAF SIG.PREVENTATIVE MAINT.	12,040.70	200011
TOTAL FOR VENDOR								20,315.98	
03-31-2025	02-20-2025	091013		2025-03	7627	BLUE CROSS AND BLUE SHIELD	MARCH 2025 PREMIUM	94,384.19	AC1413
03-27-2025	03-24-2025	090960		BTGK122212	8764	BLUE TO GOLD LLC	TRAINING-HODGE 6/3-6/5/25	495.00	200174
03-20-2025	03-14-2025	090901		531987	7945	BLUEPEARL VETERINARY PARTNERS	EUTHANASIA-EMER PARTNERS SVC	71.24	200130

CHECK DATE	DATE	PO #	T	INVOICE NUMBER	VEND	V E N D O R N A M E	INVOICE DESCRIPTION	INVOICE AMT	CHECK NUMBER
03-27-2025	03-21-2025	090959		YFCS21844	7904	BOB ALLEN FORD INC	UNIT #13 OIL CHG/BRAKES/E TC	818.11	200175
03-20-2025	03-12-2025	090902		YFCS21413	7904	BOB ALLEN FORD INC	UNIT #50 BRAKES/TMPS/LIGH TS	1,603.87	200131
03-13-2025	02-27-2025	090744		TFCS21413	7904	BOB ALLEN FORD INC	UNIT #50 BRAKES/DOOR LOCK	378.10	200012
03-13-2025	03-05-2025	090744		YFCS21598	7904	BOB ALLEN FORD INC	UNIT #40 STEERING GEAR/AL IGNMENT	2,927.04	200012
03-13-2025	03-07-2025	090743		YFCS21690	7904	BOB ALLEN FORD INC	UNIT #97 FAN/FILTER/SENSO RS	1,038.71	200012
TOTAL FOR VENDOR								6,765.83	
03-13-2025	03-03-2025	090745		959556	0470	BOLLIG, ANNA	RENTAL REFUND-PERMIT #552 5	100.00	200013
03-13-2025	02-28-2025	090854		BOLLY.0225	6712	BOLLYWOOD GROOVE KC	BOLLYWOOD FITNESS: 2/25	162.00	200014
03-13-2025	03-03-2025	090746		957733	0471	BROWN, EMERALDA	RENTAL REFUND-PERMIT #535 5	100.00	200015
03-27-2025	03-20-2025	090961		BBALL.0320	5904	BROWN, JESSICA	BBALL SCOREKEEPER: 3/20/2 5	36.00	200176
03-27-2025	03-27-2025	090961		BBALL.0327	5904	BROWN, JESSICA	BBALL SCOREKEEPER: 3/27/2 5	36.00	200176
03-20-2025	03-13-2025	090904		BBALL.0313	5904	BROWN, JESSICA	BBALL SCOREKEEPER: 3/13/2 5	54.00	200132
03-13-2025	03-06-2025	090747		BBALL.0306	5904	BROWN, JESSICA	BBALL SCOREKEEPER: 3/06/2 5	54.00	200016
TOTAL FOR VENDOR								180.00	
03-20-2025	03-04-2025	090905		3-4-25	0476	BRYANT, DEVON	MILEAGE: TRAINING 3/4-5/25	19.97	200133
03-13-2025	02-26-2025	090748		2-26-25	0476	BRYANT, DEVON	MILEAGE: 2/26/25 TRAINING	20.72	200017
03-13-2025	02-27-2025	090748		2-27-25	0476	BRYANT, DEVON	MILEAGE: 2/27/25 TRAINING	20.72	200017
TOTAL FOR VENDOR								61.41	
03-27-2025	03-18-2025	090962		52016	8439	CALLENDER PRINTING CO	BUSINESS CARDS: S SINGH	106.50	200177
03-27-2025	03-24-2025	090963		52037	8439	CALLENDER PRINTING CO	WINDOW ENVELOPES-2,500	642.00	200177
03-13-2025	02-27-2025	090749		51929	8439	CALLENDER PRINTING CO	BUSINESS CARDS-PAWLING	93.75	200018
03-13-2025	03-07-2025	090750		51969	8439	CALLENDER PRINTING CO	BUSINESS CARDS-B LERETTE	106.50	200018
TOTAL FOR VENDOR								948.75	
03-13-2025	03-03-2025	090751		952455	0472	CARDETTI, CHRIS	RENTAL REFUND-PERMIT #518 5	100.00	200019
03-13-2025	02-04-2025	090805		58472	3707	CASEY'S AUTO REPAIR	UNIT #30 COOLANT/HOSE/ANT IFREEZE	370.00	200020
03-13-2025	02-10-2025	090805		58564	3707	CASEY'S AUTO REPAIR	UNIT #40 PURGE VALVE	310.00	200020
03-13-2025	02-10-2025	090805		58565	3707	CASEY'S AUTO REPAIR	UNIT #21 MOUNT/BALANCE TI RES	84.00	200020
03-13-2025	02-18-2025	090805		58632	3707	CASEY'S AUTO REPAIR	UNIT #47 WIPER BLADES	70.35	200020
03-13-2025	02-18-2025	090805		58633	3707	CASEY'S AUTO REPAIR	UNIT #97 WIPER BLADES	70.35	200020
TOTAL FOR VENDOR								904.70	
03-20-2025	03-11-2025	090908		106994	2117	CERRIS SYSTEMS INC	PCC-VESTIBULE HEATER SVC	1,414.50	200134
03-20-2025	03-13-2025	090906		107037	2117	CERRIS SYSTEMS INC	RESTORE WTR: MOHAWK RESTR MS	1,304.56	200134
03-20-2025	03-17-2025	090909		107151	2117	CERRIS SYSTEMS INC	PCC-AHU 2 HEATING COIL RE PLC	5,256.00	200134
03-20-2025	03-18-2025	090907		107186	2117	CERRIS SYSTEMS INC	SHOP-HEATER PROBLEMS	303.00	200134
03-13-2025	02-27-2025	090821		106462	2117	CERRIS SYSTEMS INC	DRAIN BACKED UP-REPAIR	591.00	200021
03-13-2025	02-27-2025	090755		106476	2117	CERRIS SYSTEMS INC	MOHAWK PK-FIX FROZEN PIPE S	541.00	200021
03-13-2025	03-01-2025	090756		106604	2117	CERRIS SYSTEMS INC	MARCH '25 CONTRACT-PCC	2,359.39	200021
03-13-2025	03-01-2025	090756		106615	2117	CERRIS SYSTEMS INC	MARCH '25 CONTRACT-CITY H ALL	378.08	200021
03-13-2025	03-01-2025	090821		106616	2117	CERRIS SYSTEMS INC	CONTRACT MAINT-PUB WKS	262.50	200021
03-13-2025	03-06-2025	090752		106834	2117	CERRIS SYSTEMS INC	REPLACING MIXING VALVES-P	670.00	200021

CHECK DATE	DATE	PO #	T	INVOICE NUMBER	VEND	V E N D O R N A M E	INVOICE DESCRIPTION	INVOICE AMT	CHECK NUMBER
03-13-2025	03-10-2025	090879		106938	2117	CERRIS SYSTEMS INC	CC CH-REPLC TRXFMR SALLY POR	646.54	200021
03-13-2025	03-10-2025	090879		106939	2117	CERRIS SYSTEMS INC	T CH-AHU NOT HEATING	233.50	200021
03-13-2025	03-10-2025	090879		106944	2117	CERRIS SYSTEMS INC	PCC-CHECK GYN HEAT	303.00	200021
TOTAL FOR VENDOR								14,263.07	
03-13-2025	03-03-2025	090753		935571	0474	CHARACTER STRONG	RENTAL REFUND-PERMIT #461 7	400.00	200022
03-31-2025	03-14-2025	091026		8601031425	0787	CHARTER COMMUNICATIONS	P.D. CABLE CHARGES	152.80	AC1426
03-31-2025	03-01-2025	091027		8901030125	0787	CHARTER COMMUNICATIONS	PCC CABLE-MARCH 2025	240.50	AC1427
TOTAL FOR VENDOR								393.30	
03-13-2025	02-27-2025	090754		924231	0473	CHAVEZ, ASHLEY	RENTAL REFUND-PERMIT #409 2	400.00	200023
03-27-2025	03-12-2025	090967		4223876549	3255	CINTAS	PUB WKS WEEKLY SERVICE	186.68	200178
03-27-2025	03-19-2025	090967		4224617060	3255	CINTAS	PUB WKS WEEKLY SERVICE	186.68	200178
03-27-2025	03-20-2025	090966		4224800686	3255	CINTAS	CITY HALL WEEKLY SERVICE	180.18	200178
03-27-2025	03-20-2025	090965		4224800742	3255	CINTAS	RENTAL:TOWELS,MOPS,MATS,E TC	624.77	200178
03-27-2025	03-19-2025	090964		5259856610	3255	CINTAS	P.D.-REFILL 1st AID	122.83	200178
03-20-2025	03-13-2025	090910		4224040900	3255	CINTAS	CITY HALL WEEKLY SERVICE	273.84	200135
03-20-2025	03-13-2025	090911		4224040986	3255	CINTAS	RENTAL:TOWELS,MOPS,MATS,E TC	554.77	200135
03-13-2025	02-26-2025	090822		4222421296	3255	CINTAS	PUB WKS WEEKLY SERVICE	186.68	200024
03-13-2025	02-27-2025	090758		4222564571	3255	CINTAS	CITY HALL WEEKLY SERVICE	180.18	200024
03-13-2025	02-27-2025	090757		4222564628	3255	CINTAS	RENTAL:TOWELS,MOPS,MATS,E TC	547.49	200024
03-13-2025	03-05-2025	090823		4223137794	3255	CINTAS	PUB WKS WEEKLY SERVICE	213.24	200024
03-13-2025	03-06-2025	090758		4223294301	3255	CINTAS	CITY HALL WEEKLY SERVICE	180.18	200024
03-13-2025	03-06-2025	090759		4223294364	3255	CINTAS	RENTAL:TOWELS,MOPS,MATS,E TC	554.77	200024
03-13-2025	03-11-2025	090823		5258434502	3255	CINTAS	PUB WKS-1st AID CABINET	170.44	200024
TOTAL FOR VENDOR								4,162.73	
03-13-2025	01-30-2025	090825		2157	2397	CITY OF LENEXA	KCMMB CONCRETE MEMBER FEE	946.83	200025
03-13-2025	01-30-2025	090825		2173	2397	CITY OF LENEXA	KCMMB ASPHALT MEMBER FEE	534.88	200025
TOTAL FOR VENDOR								1,481.71	
03-27-2025	03-19-2025	090968		31925	3963	CITY OF PRAIRIE VILLAGE	SHARED CROSSING GUARD SVC S	315.00	200179
03-13-2025	03-03-2025	090760		30325	3963	CITY OF PRAIRIE VILLAGE	SHARED CROSSING GUARD SVC S	157.50	200026
TOTAL FOR VENDOR								472.50	
03-27-2025	03-17-2025	091001		31725	0507	CLINICAL COUNSELING ASSOCIATES	CRITICAL INCIDENT VISITS	1,080.00	200180
03-13-2025	03-05-2025	090761		51619-1	4561	COMMERCIAL AQUATIC SERVICES	PCC-POOL CHEMICALS	1,579.57	200027
03-20-2025	02-28-2025	090912		12509124	0493	COMMERCIAL LIGHTING COMPANY	PCC-LIGHT BULBS-HALL LIGH TS	580.49	200136
03-20-2025	03-11-2025	090913		14677862	7381	COMMUNITY WHOLESALE TIRE	TIRES	810.00	200137
03-27-2025	03-19-2025	090970		4267199	5811	CONSTELLATION NEWENERGY-GAS	FEB'25 NATURAL GAS 622.0 Dth	3,056.76	200181
03-27-2025	03-10-2025	090971		66295132	7939	CORPORATE HEALTH KU MEDWEST	DRUG SCREEN/EMPLMNT TEST ING	826.00	200182
03-20-2025	03-13-2025	090914		672324	4856	CROFT TRAILER SUPPLY INC	TRUCK #103 HITCH	202.90	200138
03-27-2025	03-15-2025	090972		1080477201	0339	DELL MARKETING LP	TWO DOCKING STATIONS	402.48	200183
03-31-2025	03-07-2025	091030		2025-04	0310	DELTA DENTAL	APRIL, 2025 PREMIUM	4,659.13	AC1430

CHECK DATE	DATE	PO #	T	INVOICE NUMBER	VEND	V E N D O R N A M E	INVOICE DESCRIPTION	INVOICE AMT	CHECK NUMBER
03-13-2025	02-28-2025	090855		HBTPTY.0225	8893	DRAKE WINFREY, ANN	SUB HB AQUA THERAPY: 2/25	25.00	200028
03-13-2025	03-04-2025	090826		PS-107750	2870	E EDWARDS INC	PUB WKS-CLOTHING	621.42	200029
03-27-2025	03-21-2025	090973		IN187970	3580	EDWARDS CHEMICALS INC	PCC-POOL CHEMICALS	1,893.26	200184
03-13-2025	03-06-2025	090762		24083	8789	ELECTRONIC TECHNOLOGY INC	SOFTWARE NETWORK CONFIG	280.00	200030
03-13-2025	03-01-2025	090763		3028	7880	EMPLOYER'S RESOURCE LLC	SUPERVISOR TRNG: 2/27/25	337.50	200031
03-27-2025	03-19-2025	090975		1	0502	ESPINO CONSTRUCTION	MISSION SQ-HANDRAIL/GARAGE	1,400.00	200185
03-31-2025	02-20-2025	091016		FEB2025	0150	EVERGY	FEB'25 AUTO WITHDRAWAL	16,411.51	AC1416
03-31-2025	03-03-2025	091015		FEB25TS	0150	EVERGY	FEB'25 TRAFFIC SIGNALS	25,840.44	AC1415
03-27-2025	03-21-2025	090976		3-21-25	0150	EVERGY	1789728963-5998 FOXRIDGE DR	73.81	200186
03-27-2025	03-21-2025	091009		3-21-25 EV	0150	EVERGY	5081257124-5814 W 53rd ST	79.88	200186
TOTAL FOR VENDOR								42,405.64	
03-27-2025	03-19-2025	090977		S0004067	0616	EXCEL LINEN SUPPLY CO	TABLECLOTHS	129.19	200187
03-13-2025	02-26-2025	090765		S0000655	0616	EXCEL LINEN SUPPLY CO	TABLECLOTHS	72.63	200032
03-13-2025	02-26-2025	090765		S0000681	0616	EXCEL LINEN SUPPLY CO	TABLECLOTHS	118.38	200032
03-13-2025	03-05-2025	090766		S0001677	0616	EXCEL LINEN SUPPLY CO	TABLECLOTHS-PICKUP SOILED ONES	15.95	200032
03-13-2025	03-05-2025	090766		S0001734	0616	EXCEL LINEN SUPPLY CO	TABLECLOTHS	208.19	200032
03-13-2025	03-07-2025	090767		S0002606	0616	EXCEL LINEN SUPPLY CO	TABLECLOTHS	81.81	200032
TOTAL FOR VENDOR								626.15	
03-13-2025	03-07-2025	090768		2005	0485	FALLEY, MADELINE	CIRCUS PLAYGROUND BUNNY-DEP	325.00	200033
03-31-2025	03-31-2025	091031		166753776	7392	FIDELITY SECURITY LIFE	APRIL, 2025 PREMIUM	684.68	AC1431
03-13-2025	03-05-2025	090828		3-05-25	0458	FIELDEN, COLTON	SNOW MEAL - 3/05/25	12.05	200034
03-20-2025	03-07-2025	090915		PS40056221	6204	FOLEY INDUSTRIES INC	TRUCK #279	499.97	200139
03-13-2025	03-04-2025	090829		3-04-25	0459	FORTIER, RYAN	SNOW MEAL - 3/04/25	15.00	200035
03-27-2025	03-18-2025	090978		1749860	7605	FUNK, MARY	MEMBERSHIP REFUND	221.40	200188
03-20-2025	02-28-2025	090916		030609500	0573	GALLS LLC	BRESHEARS - EMBROIDERY	13.77	200140
03-13-2025	02-25-2025	090769		030568676	0573	GALLS LLC	BRESHEARS-JACKET	229.50	200036
TOTAL FOR VENDOR								243.27	
03-13-2025	02-28-2025	090857		HBEXR.0225	0469	GAMBER, REBECCA MICHELLE	SUB BH AQUA EXERCISE: 2/25	60.00	200037
03-13-2025	02-28-2025	090857		HBTPTY.0225	0469	GAMBER, REBECCA MICHELLE	SUB HB AQUA THERAPY: 2/25	20.00	200037
TOTAL FOR VENDOR								80.00	
03-27-2025	03-19-2025	090980		86445	0438	GBA GEORGE BUTLER ASSOC INC	DEVELOPMENT REVIEW SERVICES	3,837.50	200189
03-13-2025	02-28-2025	090859		ADV DAN0225	7027	GEANA, ANCA	ADVANCED BELLY DANCE: 2/25	72.00	200038
03-13-2025	02-28-2025	090859		BEL DAN0225	7027	GEANA, ANCA	BEGINNING BELLY DANCE: 2/25	72.00	200038
03-13-2025	02-28-2025	090859		HYSAT.0225	7027	GEANA, ANCA	HATH YOGA (SAT): 2/25	100.00	200038
03-13-2025	02-28-2025	090859		HYTUE.0225	7027	GEANA, ANCA	HATH YOGA (TUE): 2/25	75.00	200038
03-13-2025	02-28-2025	090859		SUBYF.0225	7027	GEANA, ANCA	SUB YOGA FLOW: 2/25	20.00	200038
TOTAL FOR VENDOR								339.00	
03-31-2025	03-01-2025	091020		APR-2025	8216	GFL ENVIRONMENTAL	APRIL, 2025 TRASH SERVICE	57,766.05	AC1420
03-27-2025	03-20-2025	090982		231612	5564	GIBBS TECH LEASING	COPIER CONTRACT	303.49	200190

CHECK DATE	DATE	PO #	T	INVOICE NUMBER	VEND	V E N D O R N A M E	INVOICE DESCRIPTION	INVOICE AMT	CHECK NUMBER
03-13-2025	03-04-2025	090770		6105	0318	GOVERNMENTOR SYSTEMS INC	MARCH 2025 SOFTWARE MAINT	133.00	200039
03-20-2025	03-01-2025	090917		686914226	7873	GRANITE TELECOMMUNICATIONS LLC	PHONE AND FAX LINES	770.65	200141
03-13-2025	03-01-2025	090771		687479885	7873	GRANITE TELECOMMUNICATIONS LLC	(4) EQPT LINES-MARCH 2025	361.58	200040
TOTAL FOR VENDOR								1,132.23	
03-27-2025	03-11-2025	090983		107345	0108	GRASS PAD INC	GRASS FERTILIZER	77.85	200191
03-27-2025	01-15-2025	090984		INV1031284	5541	GT DISTRIBUTORS INC	RHODIUM TIE CLASP-THOMAS/ SWOPE	59.98	200192
03-27-2025	01-15-2025	090984		INV1031285	5541	GT DISTRIBUTORS INC	STREAMLIGHT-SWOPE	154.99	200192
03-27-2025	03-18-2025	090985		INV1038441	5541	GT DISTRIBUTORS INC	HANDCUFFS-CULBERTSON	64.80	200192
03-27-2025	03-19-2025	090985		INV1038591	5541	GT DISTRIBUTORS INC	GLOVES	49.99	200192
03-27-2025	03-20-2025	090985		INV1038677	5541	GT DISTRIBUTORS INC	AMMUNITION	6,709.00	200192
03-27-2025	03-19-2025	090985		UNIV-67239	5541	GT DISTRIBUTORS INC	PATCHES-K BLACK	15.25	200192
03-20-2025	03-12-2025	090919		INV1037816	5541	GT DISTRIBUTORS INC	PANTS-SWOPE	58.00	200142
03-20-2025	03-07-2025	090919		UNIV-66450	5541	GT DISTRIBUTORS INC	UNIFORM-BLACK	406.90	200142
03-13-2025	02-21-2025	090773		INV1035617	5541	GT DISTRIBUTORS INC	MASON EQUIPMENT	46.99	200041
03-13-2025	02-27-2025	090772		INV1036352	5541	GT DISTRIBUTORS INC	UNIFORM-BLACK	417.08	200041
03-13-2025	03-03-2025	090804		INV1036685	5541	GT DISTRIBUTORS INC	MASON-POLO SHIRT	46.99	200041
TOTAL FOR VENDOR								8,029.97	
03-13-2025	02-28-2025	090774		27627	8976	GUARDIAN ALLIANCE TECHNOLOGIES	PRE-EMPLOYMENT BACKGROUND	204.00	200042
03-27-2025	03-24-2025	090986		960483	0503	GUEVARA, MILDRED	RENTAL REFUND-PERMIT #555 1	50.00	200193
03-13-2025	03-04-2025	090775		3-04-25	0477	HANN, WILLIAM	MILEAGE-2025 KRPA CONFERE NCE	157.71	200043
03-20-2025	03-17-2025	090920		31442-1	0497	HAREN CONTRACTING LLC	PCC-REPAIR AUTOMATED SO.D OOR	8,289.27	200143
03-13-2025	03-10-2025	090880		963762	0487	HARMON, KARA	RENTAL REFUND-PERMIT #573 7	200.00	200044
03-13-2025	02-28-2025	090860		MAJONG0225	0416	HATFIELD, CHARLOTTE R	MAHJONG: 2/25	160.00	200045
03-20-2025	03-18-2025	090921		964358	0496	HILL, MARKEL	RENTAL REFUND-PERMIT #576 9	50.00	200144
03-27-2025	03-10-2025	090988		7449	0457	HOA WINDOW CLEANING INC	QRTLY WINDOW CLEANING 3/1 0	345.00	200194
03-20-2025	02-10-2025	090922		5800279236	0865	HY-VEE FOOD STORES INC	P.D.-COFFEE FOR STATION	49.36	200145
03-20-2025	02-22-2025	090922		5800324928	0865	HY-VEE FOOD STORES INC	PCC-FOOD FOR CLUB MP	318.06	200145
TOTAL FOR VENDOR								367.42	
03-13-2025	02-28-2025	090776		11002	0478	HYPE SOCKS LLC	LOGO SOCKS	812.71	200046
03-13-2025	03-04-2025	090777		147	0306	INDICIA DESIGN CREATIVE LLC	MFAC SUMMER POSTCARD/SIGN AGE	718.75	200047
03-13-2025	03-01-2025	090830		2503016	5715	INTEGRITY LOCATING	LOCATES	1,878.00	200048
03-13-2025	02-21-2025	090779		256029	0480	J&J PRINTING INC	SUMMER EVENT POSTCARD	250.00	200049
03-27-2025	03-19-2025	090989		26797	0350	JEREMY ELECTRICAL	LOCKER RM OUTLET REPAIR	187.50	200195
03-13-2025	03-01-2025	090780		INV2327	8843	JEREMY'S TRIM AND REMODELING	LABOR/MATERIAL-DRYALL REP AIR	930.00	200050
03-20-2025	03-06-2025	090952		FEB-2025	0081	JO CO WASTEWATER	FEBRUARY 2025-WASTEWATER	2,836.80	200146
03-20-2025	02-27-2025	090923		52740746	7729	JOHNSON CONTROLS FIRE	PCC-5yr FCD HYROTEST	1,820.87	200147
03-13-2025	03-10-2025	090881		949367	8680	JONES, CHRIS	RENTAL REFUND-PERMIT #496	100.00	200051

CHECK DATE	DATE	PO #	T	INVOICE NUMBER	VEND	V E N D O R N A M E	INVOICE DESCRIPTION	INVOICE AMT	CHECK NUMBER
							9		
03-20-2025	03-03-2025	090924		195889	3097	KA-COMM INC	BELT CLIP HOLDER/COVER	105.12	200148
03-20-2025	03-06-2025	090924		195944	3097	KA-COMM INC	VOLUME KNOB/SIDE COVER SW ITCH	216.62	200148
03-13-2025	03-27-2025	090781		195829	3097	KA-COMM INC	MICROPHONES	155.40	200052
TOTAL FOR VENDOR								477.14	
03-13-2025	02-28-2025	090782		185801A225	0158	KANSAS DEPT. OF HEALTH & ENVIR	KDHE PRINCIPAL/INT/SVC FE E	3,281.07	200053
03-31-2025	03-14-2025	091018		4775-FEB25	0167	KANSAS GAS SERVICE	2/25 - 4775 LAMAR	3,704.00	AC1418
03-31-2025	03-10-2025	091017		6090-FEB25	0167	KANSAS GAS SERVICE	2/25 - 6090 WOODSON	1,832.05	AC1417
03-31-2025	03-10-2025	091019		6200-FEB25	0167	KANSAS GAS SERVICE	2/25 - 6200 MARTWAY	1,599.89	AC1419
TOTAL FOR VENDOR								7,135.94	
03-13-2025	02-28-2025	090831		5020388	5668	KANSAS ONE CALL SYSTEM INC	LOCATES	186.20	200054
03-31-2025	03-01-2025	091014		JUDBRA0325	0254	KANSAS STATE TREASURER OFFICE	3/25 - EDUCATION	121.20	AC1414
03-31-2025	03-01-2025	091014		JUDBR0325	0254	KANSAS STATE TREASURER OFFICE	3/25 - SURCHARGE	166.00	AC1414
03-31-2025	03-01-2025	091014		LAWENF0325	0254	KANSAS STATE TREASURER OFFICE	3/25 - TRAINING	2,652.80	AC1414
03-31-2025	03-01-2025	091014		REINST0325	0254	KANSAS STATE TREASURER OFFICE	3/25 REINSTATEMENT	527.88	AC1414
03-31-2025	03-01-2025	091014		SEBELT0325	0254	KANSAS STATE TREASURER OFFICE	3/25 - SEAT BELT	150.00	AC1414
TOTAL FOR VENDOR								3,617.88	
03-20-2025	03-11-2025	090925		2401-04	8971	KATIGON CONSULT LLC	PROJECT SUPPORT (SS4A RFP)	500.00	200149
03-13-2025	02-24-2025	090783		3783	8490	KC BANNER INC	BANNER REPLACEMENT	2,310.00	200055
03-13-2025	12-05-2024	090889		2025-1	4371	KERIT	2025 WORKERS COMP PREMIUM	30,708.00	200119
03-13-2025	03-05-2025	090890		P-510966	4656	KIDDS TOWING	UNIT #98 TOW	167.47	200120
03-13-2025	02-24-2025	090833		103097511	5819	KIMBALL MIDWEST	BOLTS,HEAT SHRINK, & EPOX Y	692.36	200057
03-18-2025	12-20-2024	090157		5819-1	0345	KOENIG BUILDING + RESTORATION	SIDEWALK-5825 NALL	10,491.11	200121
03-31-2025	03-19-2025	091022		3362844-08	5571	KS STATE BANK	FITNESS EQUIPMENT LEASE	3,839.57	AC1422
03-13-2025	03-10-2025	090882		949397	8815	KURTZ, JOHN	RENTAL REFUND-PERMIT #498 3	100.00	200058
03-13-2025	01-21-2025	090785		L22131	0482	LEGAL RECORD, THE	PUBLIC HEARING 1/21/25	42.50	200059
03-13-2025	01-21-2025	090785		L22132	0482	LEGAL RECORD, THE	PUBLIC HEARING 1/21/25	41.02	200059
03-13-2025	02-25-2025	090787		L22616	0482	LEGAL RECORD, THE	4th QTR TREASURER REPORT	49.60	200059
03-13-2025	03-04-2025	090786		L22762	0482	LEGAL RECORD, THE	HEARING PLANNING COMM:3/4 /25	42.50	200059
TOTAL FOR VENDOR								175.62	
03-13-2025	02-27-2025	090789		952563	0479	LIPPI, LIZ	RENTAL REFUND-PERMIT #520 1	100.00	200060
03-13-2025	02-28-2025	090862		FUNYG.0225	6620	LUCASEY, CATHERINE	FUNCTIONAL YOGA: 2/25	100.00	200061
03-13-2025	02-28-2025	090834		FEB-2025	0177	MACK HARDWARE	FEBRUARY, 2025 PURCHASES	1,018.86	200062
03-20-2025	03-16-2025	090926		1694881	3070	MAD SCIENCE OF GREATER KC	BDAY PTY ENTERTAINMENT 4/ 13	110.00	200150
03-27-2025	03-20-2025	090990		BBALL.0320	0421	MANSAW, RASHAUD	BBALL REFEREE: 3/20/25	70.00	200196
03-27-2025	03-27-2025	090990		BBALL.0327	0421	MANSAW, RASHAUD	BBALL REFEREE: 3/27/25	70.00	200196
03-20-2025	03-13-2025	090927		BBALL.0313	0421	MANSAW, RASHAUD	BBALL REFEREE: 3/13/25	105.00	200151
03-13-2025	03-06-2025	090790		BBALL.0306	0421	MANSAW, RASHAUD	BBALL REFEREE: 3/06/25	105.00	200063
TOTAL FOR VENDOR								350.00	

CHECK DATE	DATE	PO #	T	INVOICE NUMBER	VEND	V E N D O R N A M E	INVOICE DESCRIPTION	INVOICE AMT	CHECK NUMBER
03-13-2025	02-14-2025	090794		GI-0019038	1563	MARC	2025 WATER QUALITY EDUCATION	1,000.00	200064
03-13-2025	03-02-2025	090791		PA69620225	8647	MARTINIZING DELIVERS-SHAWNEE	FEB '25 UNIFORM DRYCLEANING	391.00	200065
03-13-2025	02-12-2025	090888		RN21668	0155	MCCi LLC	2025 SUBSCRIPTION	24,751.13	200066
03-27-2025	03-01-2025	090991		5729	0418	METROPOINT SERVICES LLC	MAR'25 JANITORIAL SERVICES	2,345.00	200197
03-13-2025	02-25-2025	090792		11110	3896	MID-AMERICA LOCKSMITH	KEYS & LOCK PICK	160.00	200067
03-13-2025	01-09-2025	090795		0250410-IN	3227	MID-STATES ORGANIZED	2025 MEMBERSHIP DUES	200.00	200068
03-27-2025	01-21-2025	024-11		01-21-25	1851	MILHAVEN HOMES ASSOCIATION	24-11 '24 NBHD GRANT	500.00	200198
03-18-2025	02-28-2025	090891		4Q-2024	6149	MISSION CROSSING LLC	4Q-'24 MIS CROSSING CID/TIF	171,231.92	200122
03-13-2025	03-03-2025	090883		3-03-25	4034	MISSION MARLINS SWIM TEAM	2025 CONTRIBUTION-SWIM TEAM	3,000.00	200070
03-20-2025	03-13-2025	090928		00185983	0520	MITY-LITE INC	SHIPPING-CHAIR REPLACEMENT	150.00	200152
03-13-2025	03-03-2025	090798		955350	0481	MOHSEN, ALI	RENTAL REFUND-PERMIT #5333	400.00	200071
03-13-2025	03-10-2025	090884		948765	8638	MOKAN BASKETBALL	RENTAL REFUND-PERMIT #4949	100.00	200072
03-13-2025	03-04-2025	090835		3-04-25	6155	MORTON, BRENT	SNOW MEAL - 3/04/25	15.00	200073
03-13-2025	12-09-2024	090799		18477	0196	MOSS PRINTING	PEARL HAVOR PROGRAMS	124.00	200074
03-27-2025	03-20-2025	090992		1411170521	0998	MOTOROLA SOLUTIONS INC	CLOUD STORAGE-VIDEO	1,001.15	200199
03-20-2025	03-05-2025	090931		38707012	7379	MSEC FINANCIAL SERVICES	POSTAGE METER RENTAL	397.00	200153
03-13-2025	02-28-2025	090864		PTA.0225	5397	MURPHY, TYLER LOUIS MULLANE	80% PERSONAL TRNR: 2/25	24.00	200075
03-13-2025	02-28-2025	090863		SSTENNO225	0422	McCONEGHEY, BRYSON ALEXANDER	START SMART TENNIS: 2/25	50.00	200076
03-31-2025	03-04-2025	091025		131006131	0186	NUSO LLC	PHONE SERVICE	116.36	AC1425
03-27-2025	03-25-2025	090993		878235	2285	OLATHE FORD SALES INC	TRUCK #315 PARTS	144.00	200200
03-27-2025	03-25-2025	090993		878558	2285	OLATHE FORD SALES INC	TRUCK #315 PARTS	48.24	200200
03-27-2025	03-25-2025	090993		878559	2285	OLATHE FORD SALES INC	TRUCK #880 PARTS	184.50	200200
TOTAL FOR VENDOR								376.74	
03-27-2025	03-18-2025	023-20		529955	2794	OLSSON ASSOCIATES	23-20 2024 CARS ROE	221.50	200201
03-27-2025	03-18-2025	0024-6		529956	2794	OLSSON ASSOCIATES	24-6 METCALF-LAMAR	21,571.85	200201
03-27-2025	03-18-2025	091010		529957	2794	OLSSON ASSOCIATES	2025 ST RECON SMP FUNDING	26.75	200201
03-27-2025	03-18-2025	0024-7		529959	2794	OLSSON ASSOCIATES	24-7 JO DR 63rd ROE	249.00	200201
03-27-2025	03-18-2025	0024-9		529960	2794	OLSSON ASSOCIATES	24-9 25 RES ST RECON	5,888.85	200201
03-27-2025	03-18-2025	0024-2		529961	2794	OLSSON ASSOCIATES	24-2 JO DR SIGNAL IM	4,950.75	200201
03-27-2025	03-19-2025	091011		530150	2794	OLSSON ASSOCIATES	ROCK CREEK CHANNEL IMPROV MNT	28,603.29	200201
TOTAL FOR VENDOR								61,511.99	
03-13-2025	03-03-2025	024-10		24-15-002	0437	ORION PLANNING + DESIGN	24-10 ZONING CODE P1	33,447.35	200077
03-13-2025	03-04-2025	090800		1302	1261	OVERLAND PARK AWARDS	LAMINATE PLATES	12.50	200078
03-13-2025	03-10-2025	090885		963637	0490	PENA, KATRINA	RENTAL REFUND-PERMIT #5729	50.00	200079
03-13-2025	02-28-2025	090865		BENEF02251	0686	PETERSON, PHYLLIS	HEALTH BENEFITS: 10:15 AM	150.00	200080
03-13-2025	02-28-2025	090865		BENEF02252	0686	PETERSON, PHYLLIS	HEALTH BENEFITS: 11:00 AM	150.00	200080

CHECK DATE	DATE	PO #	T	INVOICE NUMBER	VEND	V E N D O R N A M E	INVOICE DESCRIPTION	INVOICE AMT	CHECK NUMBER
03-13-2025	02-28-2025	090865		CARDIO0225	0686	PETERSON, PHYLLIS	CARDIO PUMP: 2/25	150.00	200080
03-13-2025	02-28-2025	090865		EX4LF.0225	0686	PETERSON, PHYLLIS	EXERCISE FOR LIFE: 2/25	150.00	200080
03-13-2025	02-28-2025	090865		PMWA.0225	0686	PETERSON, PHYLLIS	PM WATER AEROBICS: 2/25	100.00	200080
03-13-2025	02-28-2025	090865		PTA.0225	0686	PETERSON, PHYLLIS	80% PERSONAL TRNR: 2/25	171.20	200080
TOTAL FOR VENDOR								871.20	
03-13-2025	02-28-2025	090866		PTA.0225	7839	POTTS, MARY ELLEN	80% PERSONAL TRNR: 2/25	200.00	200081
03-13-2025	02-28-2025	090866		REPRD.0225	7839	POTTS, MARY ELLEN	REP & RIDE: 2/25	240.00	200081
TOTAL FOR VENDOR								440.00	
03-20-2025	03-13-2025	090933		911268	2179	PUR-O-ZONE INC	HAND SOAP	90.43	200154
03-20-2025	03-13-2025	090933		911293	2179	PUR-O-ZONE INC	TOILET TISSUE/LINERS/CLEANERS	1,551.00	200154
03-20-2025	03-07-2025	090932		911358	2179	PUR-O-ZONE INC	ADVENDER MACH CLEANING	94.00	200154
03-20-2025	03-07-2025	090932		911359	2179	PUR-O-ZONE INC	KAIIVAC #01268 MACH CLEANING	39.00	200154
03-20-2025	03-07-2025	090932		911360	2179	PUR-O-ZONE INC	KAIIVAC #15525 MACH CLEANING	39.00	200154
03-20-2025	03-17-2025	090934		911413	2179	PUR-O-ZONE INC	WIPES	928.42	200154
03-13-2025	03-05-2025	090801		910910	2179	PUR-O-ZONE INC	TOILET TISSUE, LINER, SOAP	919.24	200082
TOTAL FOR VENDOR								3,661.09	
03-31-2025	03-06-2025	091021		103416935	3863	QUIKTRIP	FEBRUARY '25 FUEL PURCHASES	4,291.25	AC1421
03-27-2025	03-24-2025	090994		954471	0447	QUINTO, BLANCA	RENTAL REFUND-PERMIT #5313	100.00	200202
03-27-2025	03-20-2025	090995		550394	5654	REJIS COMMISSION	LE Web SUBSCRIPTION FEE	736.49	200203
03-13-2025	02-28-2025	090867		PTA.0225	8486	RENO, WILLIAM CHRISTOPHER	80% PERSONAL TRNR: 2/25	1,429.60	200083
03-13-2025	03-07-2025	090886		8367	7441	REWIND FITNESS	MAINTENANCE-FITNESS EQUIP	118.80	200084
03-20-2025	03-17-2025	090935		952496	0500	RODRIGUEZ, MARISSA	RENTAL REFUND-PERMIT #5197	100.00	200155
03-13-2025	02-26-2025	090802		INV25504	1371	ROSEHILL GARDENS INC	TREE & INSTALLATION	774.00	200085
03-13-2025	03-05-2025	090836		3-05-25	8978	RYUN, JOSHUA	SNOW MEAL - 3/05/25	12.91	200086
03-27-2025	03-25-2025	090996		3-25-25	8123	SALINAS, IRMA	COURT INTERPRETER: 3/25/25	125.00	200204
03-13-2025	03-11-2025	090853		3-11-25	8123	SALINAS, IRMA	COURT INTERPRETER 3/11/25	125.00	200087
TOTAL FOR VENDOR								250.00	
03-13-2025	03-08-2025	090837		PLNZ-8095	7070	SCOTT, BRIAN	PLANNER JOB POSTING	149.95	200088
03-20-2025	03-22-2025	090937		VBALL.0322	0452	SEBREE, SYDNEY	VBALL REFEREE: 3/22/25	60.00	200156
03-13-2025	03-08-2025	090806		VBALL.0308	0452	SEBREE, SYDNEY	VBALL REFEREE: 3/08/25	40.00	200089
TOTAL FOR VENDOR								100.00	
03-13-2025	02-28-2025	090868		AQUACI0225	0165	SEETIN, CAREY A	AQUA CIRCUIT: 2/25	140.00	200090
03-27-2025	03-24-2025	091003		54995	7703	SERVICEMARK TELECOM	WORK ON PHONE SYSTEM	525.00	200205
03-13-2025	02-28-2025	090869		BASFL.0225	6785	SHELLHORN, JACQUELINE R	BASIC FLOW YOGA: 2/25	154.00	200091
03-27-2025	03-24-2025	090997		0837-8	0937	SHERWIN-WILLIAMS CO	PAINT FOR JO DRIVE STEPS	43.84	200206
03-13-2025	02-27-2025	090839		0344-5	0937	SHERWIN-WILLIAMS CO	MAILBOX POLE PAINT	44.07	200092
03-13-2025	02-27-2025	090839		0359-3	0937	SHERWIN-WILLIAMS CO	PAINTING SUPPLIES	138.11	200092
TOTAL FOR VENDOR								226.02	
03-13-2025	02-28-2025	090870		ZUMGLD0225	7646	SIMMONS, VICI A.	ZUMBA GOLD: 2/25	88.00	200093

CHECK DATE	DATE	PO #	T	INVOICE NUMBER	VEND	V E N D O R N A M E	INVOICE DESCRIPTION	INVOICE AMT	CHECK NUMBER
03-13-2025	02-21-2025	090840		725087	6943	SMITH, JENNIFER	REIMB-BINGO SUPPLIES	135.92	200094
03-20-2025	03-18-2025	090938		MARCH-2025	0495	SMITH, JENSEN	2025 MP-SMITH-WINDOW/DOOR S	2,000.00	200157
03-20-2025	03-13-2025	090940		119403	0578	SMITTY'S LAWN & GARDEN EQUIP.	CHAINSAW CARBURETOR	87.56	200158
03-20-2025	03-14-2025	090940		119476	0578	SMITTY'S LAWN & GARDEN EQUIP.	CHAINSAW PARTS	13.90	200158
03-13-2025	03-04-2025	090841		118786	0578	SMITTY'S LAWN & GARDEN EQUIP.	CHAINS FOR CHAINSAW	451.50	200095
03-13-2025	03-06-2025	090841		118912	0578	SMITTY'S LAWN & GARDEN EQUIP.	CHAINSAW PARTS	44.52	200095
TOTAL FOR VENDOR								597.48	
03-27-2025	03-25-2025	090998		60725#1	0008	SPLASHTACULAR LLC	MFAC SLIDE REPAIR DEPOSIT 50	19,355.00	200207
03-31-2025	03-17-2025	091028		1351850425	1528	STANDARD INSURANCE COMPANY	APRIL, 2025 PREMIUM	845.69	AC1428
03-13-2025	02-28-2025	090842		6025807609	3433	STAPLES ADVANTAGE	PUB WKS - PENS & PAPER	165.64	200096
03-13-2025	02-25-2025	090808		8009960636	2568	STERICYLE INC/SHRED-IT	SHREDDING: 1/27 & 2/24/25	183.06	200097
03-20-2025	03-10-2025	090941		3-10-25	0267	STEWART, KYLE	RESTITUTION-259282	100.00	200159
03-13-2025	01-22-2025	090887		958913	0492	STONE, JEFF	RENTA REFUND-PERMIT #5507	50.00	200098
03-13-2025	02-24-2025	090809		4205842	7427	SUMNERONE DBA:DATAMAX	COPIER LEASE & USAGE	2,143.05	200099
03-13-2025	02-25-2025	090843		25-116975	0486	SUNFLOWER TOW SERVICE	TOW UNIT #98	109.00	200100
03-27-2025	03-19-2025	090999		0011562-IN	7534	SUNSET LAW ENFORCEMENT	AMMUNITION	1,173.20	200208
03-31-2025	02-22-2025	091023		FEB-2025	8646	T-MOBILE	FEBRUARY '25 PHONE CHARGE S	1,737.14	AC1423
03-13-2025	02-21-2025	090811		2-21-25	8646	T-MOBILE	EQUIPMENT-4 DEPTS	221.67	200101
03-13-2025	02-28-2025	090810		FEB25-JAMF	8646	T-MOBILE	FEBRUARY 2025 JAMF	103.23	200101
TOTAL FOR VENDOR								2,062.04	
03-13-2025	02-28-2025	090871		SUBOLL0225	0301	TAO, FANG	SUB BOLLYWOOD: 2/25	20.00	200102
03-27-2025	03-21-2025	091004		60714	8158	TECHNOLOGY GROUP SOLUTIONS LLC	CISCO DUO ESSENTIALS (MFA)	5,260.80	200209
03-13-2025	02-28-2025	090812		21020	8854	TEST SMARTLY LABS	PRE-EMPLOYMENT DRUG SCREE N	216.00	200103
03-20-2025	03-07-2025	090942		71712	2901	THE WORK ZONE INC	SIGN SHOP BLANKS	534.40	200160
03-27-2025	03-12-2025	091005		3-12-25ADD	8453	TIPPI TOES KANSAS CITY	ASSISTANT FOR PARTY 4/5/2 5	75.00	200210
03-20-2025	03-12-2025	090943		3-12-25	8453	TIPPI TOES KANSAS CITY	PARTY ENTERTAINMENT 4/05/ 25	150.00	200161
TOTAL FOR VENDOR								225.00	
03-13-2025	03-01-2025	090813		202502-1	6175	TLO LLC	FEBRUARY '25 CHARGES	75.00	200104
03-13-2025	02-28-2025	090872		C&W.0225	0243	TOLLIE, JESSICA F	CARDIO & WT TRNG: 2/25	37.50	200105
03-13-2025	03-06-2025	090844		405894127	8866	TOMPKINS INDUSTRIES LLC	#279 HOSE	140.19	200106
03-20-2025	03-14-2025	090944		3-14-25	8599	TRUETT, CHRIS	MEAL-STORM DEBRIS CLEAN-U P	14.89	200162
03-13-2025	03-05-2025	090845		3-05-25	8599	TRUETT, CHRIS	SNOW MEAL - 3/05/25	15.00	200107
TOTAL FOR VENDOR								29.89	
03-13-2025	02-26-2025	090846		189691150	6922	ULINE	SHOP ORGANIZING SUPPLIES	365.44	200108
03-31-2025	02-28-2025	091012		FEB-2025	7217	UMB CREDIT CARD	FEBRUARY, 2025 PURCHASES	16,889.38	AC0325
03-20-2025	01-10-2025	090950		1041	4050	UNITED COMMUNITY SERVICES	2025 JOCO ANNUAL CONTRIBU	65,000.00	200163

CHECK DATE	DATE	PO #	T	INVOICE NUMBER	VEND	V E N D O R N A M E	INVOICE DESCRIPTION	INVOICE AMT	CHECK NUMBER
TION									
03-13-2025	02-28-2025	090873		ASFLD.0225	0734	UTZ, SHAUNA	AMERICAN STROKE FTDN: 2/25	312.00	200109
03-13-2025	02-28-2025	090873		HBEXR.0225	0734	UTZ, SHAUNA	HB AQUA EXERCISE: 2/25	468.00	200109
03-13-2025	02-28-2025	090873		HBTYPY.0225	0734	UTZ, SHAUNA	HB AQUA THERAPY: 2/25	273.00	200109
03-13-2025	02-28-2025	090873		PTA.0225	0734	UTZ, SHAUNA	90% PERSONAL TRNR: 2/25	1,044.00	200109
TOTAL FOR VENDOR								2,097.00	
03-27-2025	03-18-2025	091006		IG00029529	0282	VANCE BROTHERS LLC	PREMIUM PATCH	50.75	200211
03-20-2025	03-11-2025	090946		IG00029363	0282	VANCE BROTHERS LLC	COMMERCIAL SURFACE	183.61	200164
03-20-2025	03-12-2025	090946		IG00029401	0282	VANCE BROTHERS LLC	COMM.SURFACE/PREMIUM PATC H	490.44	200164
03-20-2025	03-14-2025	090946		IG00029467	0282	VANCE BROTHERS LLC	PREMIUM PATCH	25.38	200164
03-13-2025	02-24-2025	090847		IG00029096	0282	VANCE BROTHERS LLC	PREMIUM PATCH	25.38	200110
03-13-2025	02-25-2025	090847		IG00029125	0282	VANCE BROTHERS LLC	PREMIUM PATCH	102.52	200110
03-13-2025	02-26-2025	090847		IG00029160	0282	VANCE BROTHERS LLC	PREMIUM PATCH	101.50	200110
03-13-2025	02-27-2025	090847		IG00029191	0282	VANCE BROTHERS LLC	PREMIUM PATCH	26.39	200110
03-13-2025	03-06-2025	090848		IG00029275	0282	VANCE BROTHERS LLC	PREMIUM PATCH	25.38	200110
03-13-2025	03-07-2025	090848		IG00029298	0282	VANCE BROTHERS LLC	PREMIUM PATCH	51.77	200110
TOTAL FOR VENDOR								1,083.12	
03-13-2025	02-28-2025	090814		INV-529894	7419	VERIFIED FIRST LLC	POST OFFER BACKGRND/MVR	259.02	200111
03-13-2025	03-03-2025	090849		624-57369	7811	VERIZON CONNECT FLEET	FEB. 2025 GPS SERVICES	349.58	200112
03-13-2025	02-28-2025	090874		SSCY.0225	6994	VICKERS, DIANN E.	SUB SILVER SNEAKERS: 2/25	60.00	200113
03-20-2025	03-05-2025	090953		MAR_2025	0289	WATER DIST #1 OF JO CO	MARCH 2025 WATER ONE	1,716.21	200165
03-20-2025	03-19-2025	090954		MAR_2025	0289	WATER DIST #1 OF JO CO	MARCH 2025 VARIOUS HYDRAN TS	100.64	200165
TOTAL FOR VENDOR								1,816.85	
03-20-2025	03-11-2025	090947		914953	0494	WEAST, RICHARD	RENTAL REFUND-PERMIT #358 8	50.00	200166
03-20-2025	03-17-2025	090948		0000517293	8209	WHOLESALE BATTERIES INC	LIFT BATTERY	682.04	200167
03-13-2025	02-14-2025	090850		0000515782	8209	WHOLESALE BATTERIES INC	LEAF TRUCK BATTERY	102.67	200114
TOTAL FOR VENDOR								784.71	
03-13-2025	01-31-2025	090815		50695	8565	WISHBONE SITE FURNISHINGS	BIKE RACK & INSTALLATION	1,005.00	200115
03-13-2025	02-28-2025	090875		SSTENNO225	0129	WOLLER, COHEN MICHAEL	START SMART TENNIS: 2/25	50.00	200116
03-13-2025	02-28-2025	090876		MWD-022025	8141	WOOD MARTIAL ARTS	TAI CHI: M/WD 2/25	200.00	200117
03-13-2025	02-28-2025	090876		SAT-022025	8141	WOOD MARTIAL ARTS	TAI CHI: SAT 2/25	100.00	200117
03-13-2025	02-28-2025	090876		TTH-022025	8141	WOOD MARTIAL ARTS	TAI CHI: T/TH 2/25	175.00	200117
TOTAL FOR VENDOR								475.00	
03-13-2025	02-28-2025	090851		7527161	7833	WORLD FUEL SERVICES INC	DIESEL FUEL	2,391.21	200118
03-27-2025	02-21-2025	091007		569892	3624	WORTH HARLEY DAVIDSON	UNIT #727 BATTERY	209.95	200212
03-20-2025	01-31-2025	090949		ASFL.0125	8686	WYLIE, LEA B	SUB ASF LAND: 01/25	50.00	200168
03-27-2025	02-13-2025	090605		960525	0450	YANEZ, NYLAH	RENTAL REFUND-PERMIT #555 5	245.00	200213
GRAND TOT								825,419.41	

[405] 330 items listed out of 90471 items.